

CUSTOMER'S NAME

MOUSER ELECTRONICS

ALPHA REFERENCE NO.


SP07110385

SPECIFICATION

PART NO.	ALPHA MODEL NAME
1.	SR2511F-0205-32K0A-S8-N-W-186

MODEL NAME
MODEL NO.

APPROVAL

PREPARED BY	REVIEWED BY	APPROVED BY
 劉梅英 96.11.29	 何建志 96.11.29	 王茂松 2007.11.30



台灣艾華電子工業股份有限公司

桃園市中正路1221-1223號9樓

TAIWAN ALPHA ELECTRONIC CO., LTD.

9F, NO. 1221, Chung Cheng Rd., Taoyuan, Taiwan

TEL:886-3-3577799 FAX:886-3-3577700

E-mail:sales@taiwanalpha.com.tw

URL:http://www.taiwanalpha.com

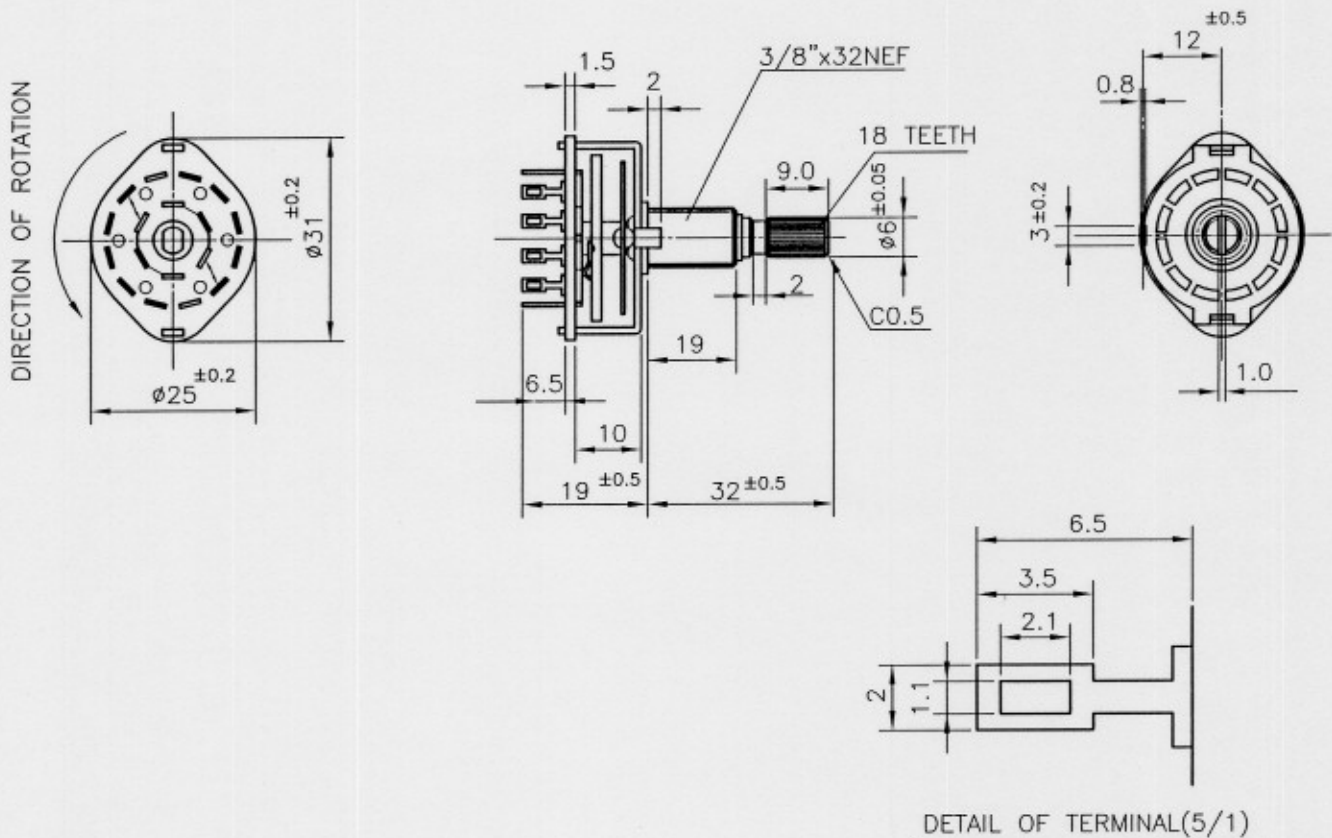
ROTARY SWITCH

MODEL

SR2511F-0205-32K0A-S8-N-W-186

SPECIFICATIONS

Rating	AC125V 0.3A
Contact Resistance	50 mΩ Max.
Insulation Resistance	DC500V-100 MΩ Min.
Withstand Voltage	AC500V-1 Minute
Rotation Torque	1.0±0.5 Kg-cm
Sizes (m.m)	As Following Drawings



- NOTE: 1. TOLERANCES UNLESS OTHERWISE SPECIFIED: $\pm 0.4\text{mm}$
 2. ACCESSORY PARTS: 3/8" HEXAGON NUT ONE PIECE & WASHER ONE PIECES
 3. TIMING: NON-SHORTING
 4. BRASS MATERIAL OF SHAFT AND BUSHING

Date

2007.11.30

DWN

何
96.11.29
建志


CHKD

王
96.11.30
茂松

APP'D


廖
96.11.29
文影

TAIWAN ALPHA ELECTRONIC CO., LTD.

	Specification Rotary switch SR25XX	DOC. No: Rev. A
		Date:
		Author: 何建志
		Approved: 王茂松

CONTENTS 内容

Section	Description	Page
1.0	Test Conditions	2
2.0	Outside Dimension	2
3.0	Mechanical Performance	2
4.0	Electrical Performance	3
5.0	Endurance Performance	3
6.0	Note	4

	Specification Rotary switch SR25XX	DOC. No: _____ Rev. A
		Date: _____
		Author: 何建志
		Approved: 王茂松

1. TEST CONDITIONS


Standard test conditions shall be 5-35°C in temperature and 45-85% RH in humidity.
 Should any doubt arise in judgment test shall be conducted at 20±2°C and 65±5% RH.

2. OUTSIDE DIMENSION

Append drawing.


3. MECHANICAL PERFORMANCE

Item	Test Condition	Specification
3.1 Operating force	Operation temperature:-10°C ~ +70°C Storage temperature:-40°C ~ +85°C	1.0±0.5kgf-cm
3.2 Control strength	A static load of 1000gf-cm shall be applied in the operating direction and tensile direction of the unit for one minute.	N/A
3.3 Terminal strength	A static load of 1000gf-cm shall be applied to the tip of the terminal in a desired direction for one minute. The number of tests shall be one per terminal.	N/A
3.4 Control wobble	Shall be measured by applying a static load of 100gf-cm to the tip of control unit.	Less than 1 mm
3.5 Soldering	Temperature of solder 230±5°C Duration of dipping 3±0.5 seconds	More than 90% of the dipped part shall be covered by solder
3.6 Soldering heat resistance	Flow soldering condition: to be performed in 3±0.5 seconds within 230±5°C Manual soldering condition: to be performed in 3±0.5 seconds Max within 300±5°C	No abnormalities shall be observed in appearance and operation shall be assured.

	Specification Rotary switch SR25XX	DOC. No: _____ Rev. A
		Date: _____
		Author: 何建志
		Approved: 王茂松

4. ELECTRICAL PERFORMANCE

Item	Test Condition	Requirement
4.1 Rating	N/A	AC125V 0.3A
4.2 Contact resistance	Shall be measured at 1KHz±200Hz (Max 20mV, Max 50mA) or 5V DC, 1A by a voltage drop method	Less than 50mΩ
4.3 Insulation resistance	Shall be measured by applying 500V DC, between all terminals and between the terminal and the frame for 1 minute ± 5 seconds	More than 100MΩ
4.4 Withstand voltage	500V AC (50~60Hz, 2mA) Shall be applied between all terminals and between the terminal and frame for one minute	N/A
5. DURABILITY		
5.1 Operating life under no load	10,000 cycles of operation shall be performed continuously at a rate of 15-20 cycles per minute without load. After operating life test, shall be in accordance with the following specifications.	Contact resistance: less than 200mΩ Insulation resistance: more than 50MΩ Withstand Voltage: 250V AC per one minute Operating force: less than +10%,-30% for initial operating force
5.2 Operating life under load	10,000 cycles of operation shall be performed continuously at a rate of 15-20 cycles per minute with resistive load of AC125V 0.3A After operating life test, shall be in accordance with the following specifications.	Contact resistance : less than 500mΩ Other specifications are the same as operating life under no load.

	Specification Rotary switch SR25XX	DOC. No: _____ Rev. A
		Date: _____
		Author: 何建志
		Approved: 王茂松

6. NOTE

Terminals top side is covered by flux resist resin.

Компания «Life Electronics» занимается поставками электронных компонентов импортного и отечественного производства от производителей и со складов крупных дистрибьюторов Европы, Америки и Азии.

С конца 2013 года компания активно расширяет линейку поставок компонентов по направлению коаксиальный кабель, кварцевые генераторы и конденсаторы (керамические, пленочные, электролитические), за счёт заключения дистрибьюторских договоров

Мы предлагаем:

- Конкурентоспособные цены и скидки постоянным клиентам.
- Специальные условия для постоянных клиентов.
- Подбор аналогов.
- Поставку компонентов в любых объемах, удовлетворяющих вашим потребностям.
- Приемлемые сроки поставки, возможна ускоренная поставка.
- Доставку товара в любую точку России и стран СНГ.
- Комплексную поставку.
- Работу по проектам и поставку образцов.
- Формирование склада под заказчика.
- Сертификаты соответствия на поставляемую продукцию (по желанию клиента).
- Тестирование поставляемой продукции.
- Поставку компонентов, требующих военную и космическую приемку.
- Входной контроль качества.
- Наличие сертификата ISO.

В составе нашей компании организован Конструкторский отдел, призванный помогать разработчикам, и инженерам.

Конструкторский отдел помогает осуществить:

- Регистрацию проекта у производителя компонентов.
- Техническую поддержку проекта.
- Защиту от снятия компонента с производства.
- Оценку стоимости проекта по компонентам.
- Изготовление тестовой платы монтаж и пусконаладочные работы.



Тел: +7 (812) 336 43 04 (многоканальный)

Email: org@lifeelectronics.ru