


# GLOW WIRE, V-0 UNIVERSAL MATE-N-LOK CONNECTOR HOUSINGS AND HEADERS

Meet the requirement of  
IEC 60335-1 and UL V-0  
Wire-to-wire/wire-to-panel/wire-to-board types

Universal MATE-N-LOK cap and plug housings, as well as headers, are now available in material meeting the Glow Wire test (GWT) requirement according to IEC 60335-1 5th edition (750°C, without flame), plus the requirements of UL 94 V-0. Based on the well-established 6.35mm (0.25") centerline pitch, the new housings are compatible with standard Universal MATE-N-LOK pins and sockets. Given that they meet both the GWT and V-0 requirements, the new housings and headers are targeted for use by manufacturers of appliances and other goods for the European and American markets.

The housings are offered with 2, 3, 4, 5 and 10 positions in a single row configuration. Additionally, there are two row, 6 position models, three row, 9 position models and four row, 12 position models. All are natural color, PA 66 material. The caps are designed for panel mounting, but can also be used in free-hanging applications. The headers are offered with either pins or sockets. Single row models with 2, 3, 4, 5, 6 or 8 positions are offered in vertical and right angle versions. Double row 6 position and triple row 9 position models are offered as vertical headers.



## CAP AND PLUG HOUSINGS

### KEY FEATURES

- Familiar locking latch
- Pins and sockets can be intermixed in the same housing
- Positive polarization & rear cavity identification
- For wire-to-wire and wire-to-panel application
- Insulation capability to .200 (5.08) diameter
- Compatible with standard MATE-N-LOK contacts for 30-10 AWG (.05-5.0 mm<sup>2</sup>) wire sizes
- May be upgraded to splash proof (IP57) system by using optional seals and contacts.
- Compliant with Glow Wire test required by IEC/EN 60335-1 5th edition: Household and Similar Appliances-Safety and UL 94 V-0.

### APPLICATIONS

- Household appliances
- HVAC equipment
- Industrial machinery
- Other products requiring compliance to IEC 60335-1 and UL 94 V-0

### SPECIFICATIONS

- Product specification: 108-1031
- Application specification: 114-1010

### ELECTRICAL

- Voltage rating: 600VAC
- Current rating: 19A max.




### MECHANICAL

- Positions: 2, 3, 4, 5 and 10, single row;  
6, dual row;  
9, three row;  
12, four row
- Centerline pitch: 6.35mm (0.25")
- Operating temperature: -55 to 125°C
- Panel thickness: Caps will accommodate  
.76 - 2.29mm (.03 - .09")

### MATERIAL

- Nylon (PA 66) meeting Glow Wire test (750°C, without flame) required by IEC/EN 60335-1 5th edition and UL 94 V-0.

### STANDARDS

- IEC/EN 60335-1 5th edition: Household and Similar Appliances-Safety
- UL 94 V-0
- UL Recognized, file E28476 
- CSA Certified, file LR7189 
- VDE Approved, certificate 40023469 

# GLOW WIRE, V-0 HOUSINGS AND HEADERS

Universal MATE-N-LOK Connectors

## HOUSINGS PRODUCT OFFERING

Positions	Rows	Cap Housing Meeting GWT and V-0*	Plug Housing Meeting GWT and V-0*
2	1	1-1703062-2	1-1703061-2
3	1	2178474-2	2178473-2
4	1	926305-7	926298-7
5	1	350810-2	350809-3
6	2	2178773-1	1-1644055-2
9	3	927231-7	1-1863003-2
10	1	926309-7	1-1863004-2
12	4	1-1863006-2	1-1863005-2

\*Glow Wire test required by IEC/EN 60335-1 5th edition: Household and Similar Appliances-Safety and UL 94 V-0.

## HEADERS

### KEY FEATURES

- Choice of pin or socket headers
- For wire-to-board applications
- Compatible with standard MATE-N-LOK housings and contacts for 30-10 AWG (.05-5.0 mm<sup>2</sup>) wire sizes
- Nylon (PA66) glow wire compliant 750°C no flame meets IEC 60335-1 5th edition and UL 94 V-0

### APPLICATIONS

- Household appliances
- Desktop computers
- Indoor / outdoor lighting
- Security systems
- Industrial controls
- HVAC control systems
- Storage and networking systems

### SPECIFICATIONS

- Product specification 108-1053
- Application specification 114-1010
- Instruction sheet 408-7714

### ELECTRICAL

- Voltage rating: 600VAC
- Current rating: 18A (wire to board vertical)


### MECHANICAL

- Positions: 2-6, 8 & 9
- Centerline pitch: 6.35mm (0.25")
- Operating temperature: -55 to 125°C

### MATERIAL

- Nylon (PA 66) meeting Glow Wire test (750°C, without flame) required by IEC/EN 60335-1 5th edition and UL 94 V-0.

### STANDARDS

- IEC/EN 60335-1 5th edition: Household and Similar Appliances-Safety
- UL 94 V-0
- UL recognized, file E28476 

# GLOW WIRE, V-0 HOUSINGS AND HEADERS

Universal MATE-N-LOK Connectors

## HEADERS PRODUCT OFFERING

Positions	Type	Configuration	Header Meeting GWT and V-0*
2	Pin	1 x 2, right angle	1969796-1
2	Pin	1 x 2, vertical	1969798-1
2	Pin	1 x 2, vertical, polarized	1969799-1
2	Socket	1 x 2, right angle	1969797-1
2	Socket	1 x 2, vertical, with drain holes	1969795-1
3	Pin	1 x 3, right angle	1586892-3
3	Pin	1 x 3, vertical	1969803-1
3	Socket	1 x 3, right angle	1586893-3
3	Socket	1 x 3, vertical	1969800-1
4	Pin	1 x 4, right angle	1969805-1
4	Pin	1 x 4, vertical	1969807-1
4	Socket	1 x 4, right angle	1969806-1
4	Socket	1 x 4, vertical, with drain holes	1969804-1
5	Pin	1 x 5, right angle	1969808-1
5	Pin	1 x 5, vertical	1969809-1
6	Pin	1 x 6, right angle	1969812-1
6	Socket	1 x 6, right angle	1969813-1
6	Socket	1 x 6, vertical	1969830-1
6	Pin	2 x 3, vertical	1969814-1
6	Socket	2 x 3, vertical	1969811-1
8	Pin	1 x 8, right angle	1969815-1
8	Socket	1 x 8, right angle	1969816-1
9	Pin	3 x 3, vertical	1969818-1
9	Socket	3 x 3, vertical	1969817-1

\*Glow Wire test required by IEC/EN 60335-1 5th edition: Household and Similar Appliances-Safety and UL 94 V-0.

TE Connectivity, TE, TE connectivity (logo) and MATE-N-LOK are trademarks of the TE Connectivity Ltd. family of companies. Other products, logos and company names mentioned herein may be trademarks of their respective owners. While TE has made every reasonable effort to ensure the accuracy of the information in this document, TE does not guarantee that it is error-free, nor does TE make any other representation, warranty or guarantee that the information is accurate, correct, reliable or current. TE reserves the right to make any adjustments to the information contained herein at any time without notice. TE EXPRESSLY DISCLAIMS ALL IMPLIED WARRANTIES REGARDING THE INFORMATION CONTAINED HEREIN, INCLUDING, BUT NOT LIMITED TO, ANY IMPLIED WARRANTIES OF MERCHANTABILITY OR FITNESS FOR A PARTICULAR PURPOSE. In no event will TE be liable for any direct, indirect, incidental, special or consequential damages arising from or related to recipient's use of the information. It is the sole responsibility of recipient of this information to verify the results of this information using their engineering and product environment. Recipient assumes any and all risks associated with the use of the information.

[www.te.com](http://www.te.com)

© 2016 TE Connectivity Ltd. family of companies. All Rights Reserved.  
1-1773863-2 APP CS 6/2016

Компания «Life Electronics» занимается поставками электронных компонентов импортного и отечественного производства от производителей и со складов крупных дистрибьюторов Европы, Америки и Азии.

С конца 2013 года компания активно расширяет линейку поставок компонентов по направлению коаксиальный кабель, кварцевые генераторы и конденсаторы (керамические, пленочные, электролитические), за счёт заключения дистрибьюторских договоров

Мы предлагаем:

- Конкурентоспособные цены и скидки постоянным клиентам.
- Специальные условия для постоянных клиентов.
- Подбор аналогов.
- Поставку компонентов в любых объемах, удовлетворяющих вашим потребностям.
- Приемлемые сроки поставки, возможна ускоренная поставка.
- Доставку товара в любую точку России и стран СНГ.
- Комплексную поставку.
- Работу по проектам и поставку образцов.
- Формирование склада под заказчика.
- Сертификаты соответствия на поставляемую продукцию (по желанию клиента).
- Тестирование поставляемой продукции.
- Поставку компонентов, требующих военную и космическую приемку.
- Входной контроль качества.
- Наличие сертификата ISO.

В составе нашей компании организован Конструкторский отдел, призванный помогать разработчикам, и инженерам.

Конструкторский отдел помогает осуществить:

- Регистрацию проекта у производителя компонентов.
- Техническую поддержку проекта.
- Защиту от снятия компонента с производства.
- Оценку стоимости проекта по компонентам.
- Изготовление тестовой платы монтаж и пусконаладочные работы.



Тел: +7 (812) 336 43 04 (многоканальный)  
Email: [org@lifeelectronics.ru](mailto:org@lifeelectronics.ru)