THIS DRAWING IS UNPUBLISHED. RELEASED FOR PUBLICATION -,- .
© COPYRIGHT - By - ALL RIGHTS RESERVED.

| LOC | DIST |
|---|---|
| J | — |

REVISIONS 変更

| P | LTR | DESCRIPTION | DATE | DWN | APVD |
|---|---|---|---|---|---|
| | P | REVISED PER ECO-11-005140 | 30MAR11 | RK | HMR |

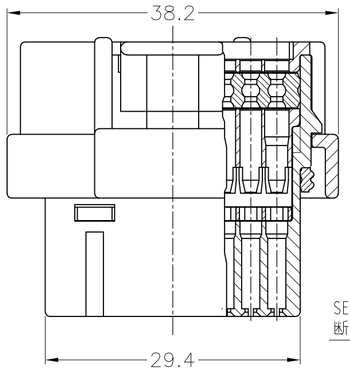


SECT. 断面 "B"

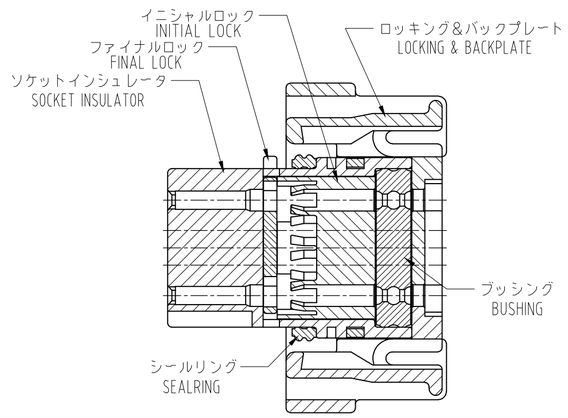


SECT. 断面 "A" -"A"

1。一般公差：±0。3

△2 材質 ソケットインシュレータ：熱可塑性ポリエステル樹脂
ファイナルロック：熱可塑性ポリエステル樹脂 色調 白
イニシャルロック：熱可塑性ポリエステル樹脂 色調 黒
ロッキング&バックプレート：熱可塑性ポリエステル樹脂 色調 黒
ブッシング：シリコンゴム 色調 赤茶
シールリング：シリコンゴム 色調 赤茶

3。適用電線サイズ APPLCABLE WIRE SIZE

| INSULATION DIA 被覆径 | WIRE EXAMPLE 適用例 | INSERTABLE POSITION 装着可能ポジション |
|---|---|---|
| φ2.0～φ2.2 | AVSS 1.25 | 1,9,10,17,18,25,26,34 |
| φ1.6～φ1.9 | AVSS 0.5～0.85 | ALL POSITION 上記を含む全ポジション |

△4 下記に極性種類を示す。

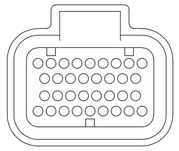

2-1437285-3
(3900113-3411)



3-1437290-9
(3900113-3412)

△5 当底面部に製造日管理番号（ロット番号）を印字する。
6 嵌合相手型番：TABLE-1 参照

NOTES 1 。GENERAL TOLERANCE：±0。3
△2 MATERIAL
SOCKET INSULATOR : THERMOPLASTIC POLYESTER , COLOR:BLACK
FINAL LOCK : THERMOPLASTIC POLYESTER , COLOR:WHITE
INITIAL LOCK : THERMOPLASTIC POLYESTER , COLOR:BLACK
LOCKING & BACKPLATE : THERMOPLASTIC POLYESTER , COLOR:BLACK
: SILICON RUBBER , COLOR:RED BROWN
SEALRING : SILICON RUBBER , COLOR:RED BROWN
3. APPLICABLE WIRE SIZE
△4 TYPE OF POLARITY IS INDICATED AS FOLLOWS.
△5 PRINTING MANUFACTURED DATE CONTROL No. (LOT No.)
6. PART NUMBER OF CAP ASSEMBLY TO BE MATED: SEE TABLE-1

| PART NUMBER | MATING CAP ASSEMBLY |
|---|---|
| 3-1437290-9 | 3-1437285-1 (34Pos.) |
| | 3-6437285-1 (34Pos.) |
| 2-1437285-3 | 3-1437285-2 (60Pos.) |
| | 3-1437285-0 (34Pos.) |
| | 3-6437285-2 (60Pos.) |
| | 3-6437285-0 (34Pos.) |

TABLE-1

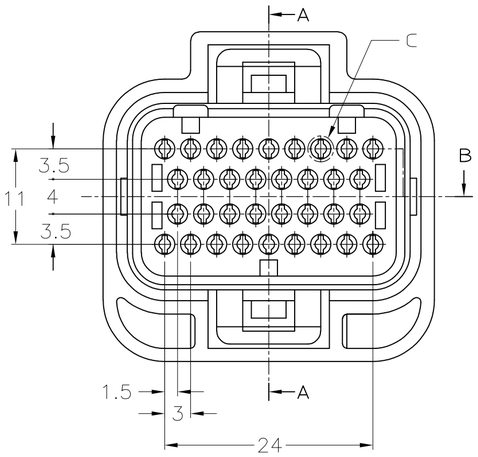


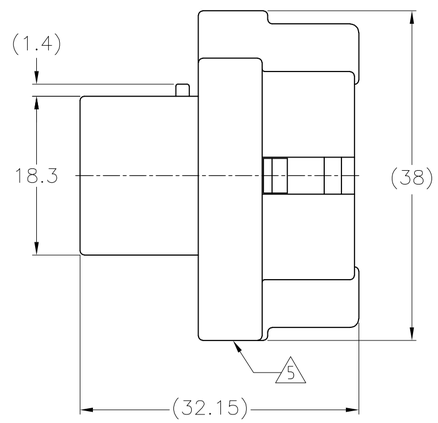


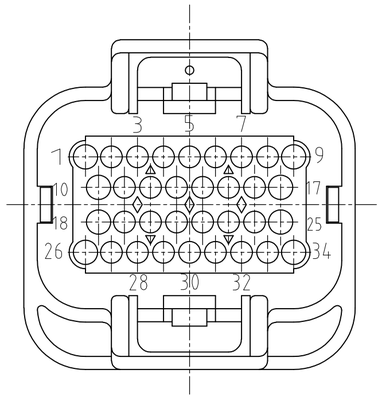


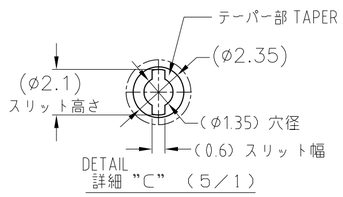


DETAIL 詳細 "C" (5/1)

| Part No. 型番 | Old Part No. 旧型番 | REMARK 備考 |
|---|---|---|
| 3-1437290-9 | 3900113-3412 | △4 |
| 2-1437285-3 | 3900113-3411 | 本図 |

THIS DRAWING IS A CONTROLLED DOCUMENT.

DIMENSIONS: 単位：耗 mm

TOLERANCES UNLESS OTHERWISE SPECIFIED: 一般公差

| | | |
|---|---|---|
| 0 PLC | ± | - |
| 1 PLC | ± | - |
| 2 PLC | ± | - |
| 3 PLC | ± | - |
| 4 PLC | ± | - |
| ANGLES | ± | - |

MATERIAL 材料 △2

FINISH 仕上 -

DWN A.YAMAGUCHI 17JAN01
CHK K.BETSUI 17JAN01
APVD K.BETSUI 17JAN01
PRODUCT SPEC 製品規格 108-78140
APPLICATION SPEC 取付適用規格 114-78011, 114-78013
WEIGHT —

CUSTOMER DRAWING

TE Connectivity

NAME 名称
SUPER SEAL CONNECTOR
PLUG HOUSING 34Pos. ASS'Y (DOUBLE)

| SIZE | CAGE CODE | DRAWING NO 番号 | RESTRICTED TO |
|---|---|---|---|
| A2 | 00779 | C-2-1437285-3 | — |

SCALE 尺度 2:1 SHEET 1 OF 4 REV P

2-1437285-3

1471-9 (3/11)

THIS DRAWING IS UNPUBLISHED. RELEASED FOR PUBLICATION -,- .
© COPYRIGHT - By - ALL RIGHTS RESERVED.

| LOC | DIST |
|---|---|
| J | — |

REVISIONS 変更

| P | LTR | DESCRIPTION | DATE | DWN | APVD |
|---|---|---|---|---|---|
| | – | SEE SHEET 1 | – | — | — |

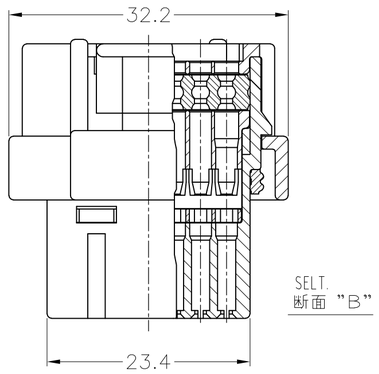


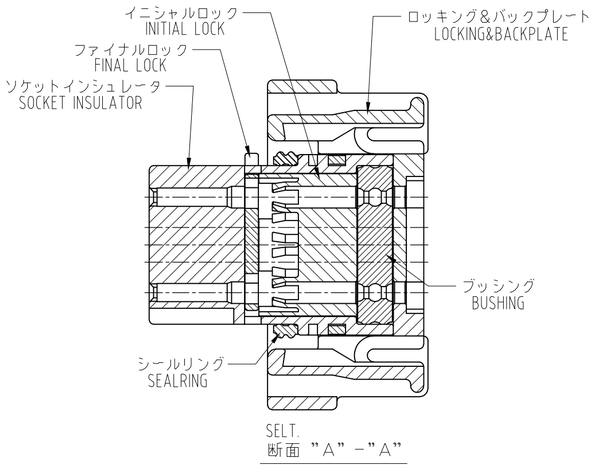


注 1。一般公差：±0。3

2 材質 ソケットインシュレータ：熱可塑性ポリエステル樹脂
ファイナルロック：熱可塑性ポリエステル樹脂 色調 白
イニシャルロック：熱可塑性ポリエステル樹脂 色調 黒
ロッキング&バックプレート：熱可塑性ポリエステル樹脂 色調 黒
ブッシング：シリコンゴム 色調 赤茶
シールリング：シリコンゴム 色調 赤茶

3。適用電線サイズ APPLCABLE WIRE SIZE

| INSULATION DIA 被覆径 | WIRE EXAMPLE 適用例 | INSERTABLE POSITION 装着可能ポジション |
|---|---|---|
| φ2.0～φ2.2 | AVSS 1.25 | 1,7,8,13,14,19,20,26 |
| φ1.6～φ1.9 | AVSS 0.5～0.85 | ALL POSITION 上記を含む全ポジション |

4 下記に極性種類を示す。

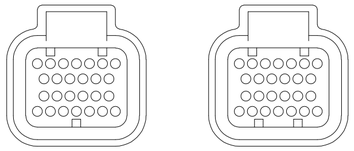


5 当底面部に製造日管理番号（ロット番号）を印字する。
6 嵌合相手型番：TABLE-1 参照

NOTES 1。GENERAL TOLERANCE: ±0。3

2 MATERIAL
SOCKET INSULATOR : THERMOPLASTIC POLYESTER , COLOR:BLACK
FINAL LOCK : THERMOPLASTIC POLYESTER , COLOR:WHITE
INITIAL LOCK : THERMOPLASTIC POLYESTER , COLOR:BLACK
LOCKING & BACKPLATE : THERMOPLASTIC POLYESTER , COLOR:BLACK
: SILICON RUBBER , COLOR:RED BROWN
SEALRING : SILICON RUBBER , COLOR:RED BROWN

3. APPLICABLE WIRE SIZE

4 TYPE OF POLARITY IS INDICATED AS FOLLOWS.

5 PRINTING MANUFACTURED DATE CONTROL No. (LOT No.)

6 PART NUMBER OF CAP ASSEMBLY TO BE MATED: SEE TABLE-1

| PART NUMBER | MATING CAP ASSEMBLY |
|---|---|
| 1-1447232-7 | 2-1437285-9 (26Pos.) |
| | 2-6437285-9 (26Pos.) |
| 2-1437285-2 | 2-1437285-8 (26Pos.) |
| | 3-1437285-2 (60Pos.) |
| | 2-6437285-8 (26Pos.) |
| | 3-6437285-2 (60Pos.) |

TABLE-1

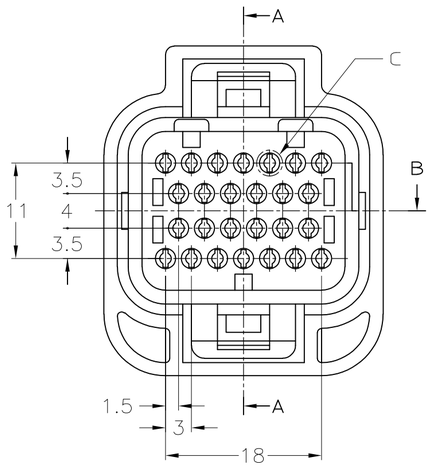


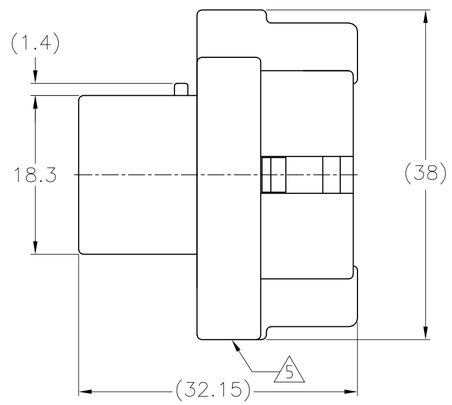


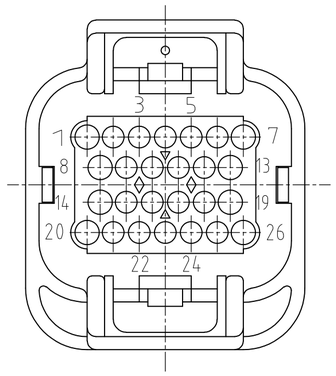


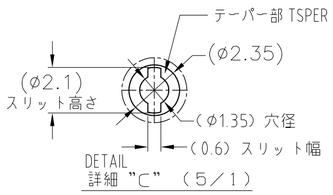


| Part No. 型番 | Old Part No. 旧型番 | REMARK 備考 |
|---|---|---|
| 1-1447232-7 | 3900113-2612 | 4 |
| 2-1437285-2 | 3900113-2611 | 本図 |

THIS DRAWING IS A CONTROLLED DOCUMENT.

DIMENSIONS: 単位：耗 mm

TOLERANCES UNLESS OTHERWISE SPECIFIED. 一般公差

| | | |
|---|---|---|
| 0 PLC | ± | – |
| 1 PLC | ± | – |
| 2 PLC | ± | – |
| 3 PLC | ± | – |
| 4 PLC | ± | – |
| ANGLES | ± | – |

MATERIAL 材料 2

FINISH 仕上 –

DWN A.YAMAGUCHI 17JAN01
CHK K.BETSUI 17JAN01
APVD K.BETSUI 17JAN01
PRODUCT SPEC 製品規格 108-78140
APPLICATION SPEC 取付適用規格 114-78011, 114-78013
WEIGHT —

TE Connectivity

NAME 名称: SUPER SEAL CONNECTOR PLUG HOUSING 34Pos. ASS'Y (DOUBLE)

SIZE A2 | CAGE CODE 00779 | DRAWING NO 番号 C-2-1437285-3 | RESTRICTED TO —

CUSTOMER DRAWING | SCALE 尺度 2:1 | SHEET 2 OF 4 | REV P

2-1437285-3

THIS DRAWING IS UNPUBLISHED. RELEASED FOR PUBLICATION -,- .
© COPYRIGHT - By - ALL RIGHTS RESERVED.

| LOC | DIST |
|---|---|
| J | — |

REVISIONS 変更

| P | LTR | DESCRIPTION | DATE | DWN | APVD |
|---|---|---|---|---|---|
| | - | SEE SHEET 1 | - | — | — |

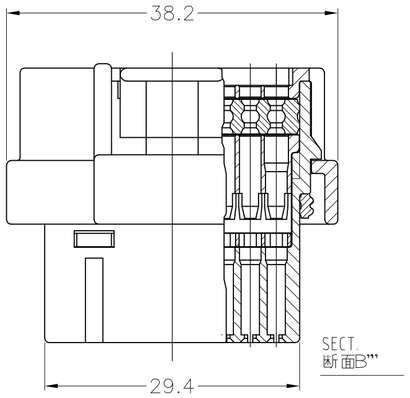


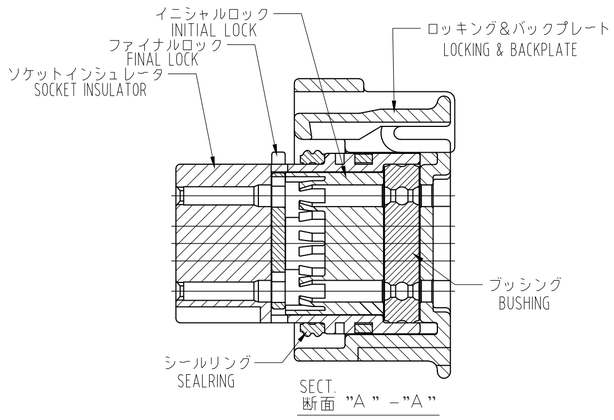


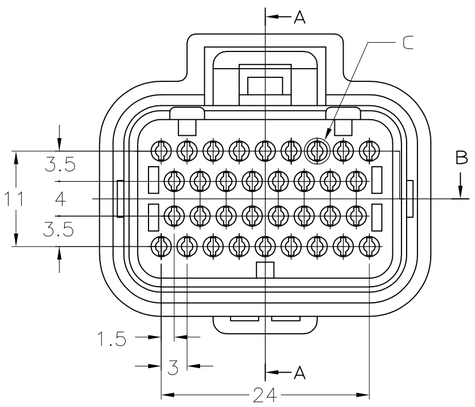


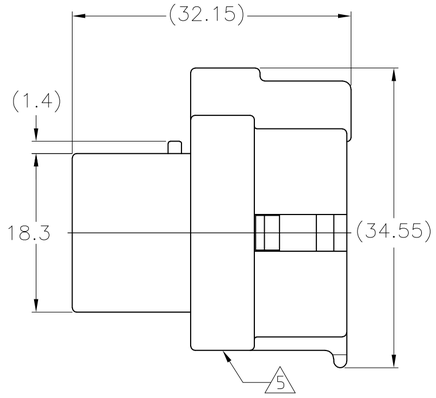


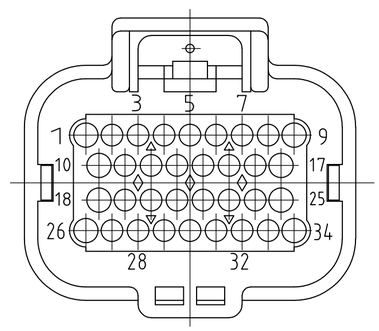


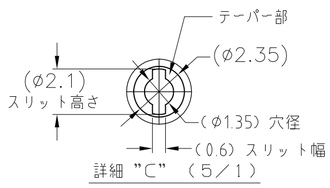


注 1。一般公差：±0。3

2 材質 ソケットインシュレータ：熱可塑性ポリエステル樹脂
ファイナルロック：熱可塑性ポリエステル樹脂 色調 白
イニシャルロック：熱可塑性ポリエステル樹脂 色調 黒
ロッキング&バックプレート：熱可塑性ポリエステル樹脂 色調 黒
ブッシング：シリコンゴム 色調 赤茶
シールリング：シリコンゴム 色調 赤茶

3。適用電線サイズ

| INSULATION DIA 被覆径 | WIRE EXAMPLE 適用例 | INSERTABLE POSITION 装着可能ポジション |
|---|---|---|
| φ2.0～φ2.2 | AVSS 1.25 | 1,9,10,17,18,25,26,34 |
| φ1.6～φ1.9 | AVSS 0.5～0.85 | ALL POSITION 上記を含む全ポジション |

4 下記に極性種類を示す。

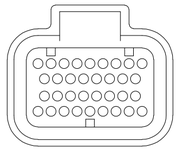

4-1437290-0
(3900113-3421)



4-1437290-1
(3900113-3422)

5 当底面部に製造日管理番号（ロット番号）を印字する。
6 嵌合相手型番：TABLE-1 参照

NOTES 1。GENERAL TOLERANCE: ±0。3

2 MATERIAL
SOCKET INSULATOR : THERMOPLASTIC POLYESTER , COLOR:BLACK
FINAL LOCK : THERMOPLASTIC POLYESTER , COLOR:WHITE
INITIAL LOCK : THERMOPLASTIC POLYESTER , COLOR:BLACK
LOCKING & BACKPLATE :THERMOPLASTIC POLYESTER , COLOR:BLACK
:SILICON RUBBER , COLOR:RED BROWN
SEALRING : SILICON RUBBER , COLOR:RED BROWN

3. APPLICABLE WIRE SIZE

4 TYPE OF POLARITY IS INDICATED AS FOLLOWS.

5 PRINTING MANUFACTURED DATE CONTROL No. (LOT No.)

6. PART NUMBER OF CAP ASSEMBLY TO BE MATED: SEE TABLE-1

| PART NUMBER | MATING CAP ASSEMBLY |
|---|---|
| 4-1437290-1 | 1473427-1 (60Pos.) |
| | 2-1447232-4 (34Pos.) |
| | 1437288-2 (34Pos.) |
| | 2-1437285-6 (34Pos.) |
| | 6473427-1 (60Pos.) |
| | 2-6447232-4 (34Pos.) |
| | 6437288-2 (34Pos.) |
| | 2-6437285-6 (34Pos.) |
| 4-1437290-0 | 1437288-3 (60Pos.) |
| | 1437288-5 (60Pos.) |
| | 2-1447232-3 (34Pos.) |
| | 1437288-1 (34Pos.) |
| | 2-1437285-5 (34Pos.) |
| | 6437288-3 (60Pos.) |
| | 6437288-5 (60Pos.) |
| | 2-6447232-3 (34Pos.) |
| | 6437288-1 (34Pos.) |
| | 2-6437285-5 (34Pos.) |

TABLE-1

| Part No. 型番 | Old Part No. 旧型番 | REMARK 備考 |
|---|---|---|
| 4-1437290-1 | 3900113-3422 | 4 |
| 4-1437290-0 | 3900113-3421 | 本図 |

THIS DRAWING IS A CONTROLLED DOCUMENT.

DIMENSIONS: 単位：耗 mm

TOLERANCES UNLESS OTHERWISE SPECIFIED: 一般公差
0 PLC ± -
1 PLC ± -
2 PLC ± -
3 PLC ± -
4 PLC ± -
ANGLES ± -

MATERIAL 材料 2
FINISH 仕上 -

DWN A.YAMAGUCHI 17JAN01
CHK K.BETSUI 17JAN01
APVD K.BETSUI 17JAN01
PRODUCT SPEC 製品規格 108-78140
APPLICATION SPEC 取付適用規格 114-78011, 114-78013
WEIGHT —

TE Connectivity

NAME 名称
SUPER SEAL CONNECTOR
PLUG HOUSING 34Pos. ASS'Y (DOUBLE)

| SIZE | CAGE CODE | DRAWING NO 番号 | RESTRICTED TO |
|---|---|---|---|
| A2 | 00779 | C-2-1437285-3 | — |

CUSTOMER DRAWING
SCALE 尺度 2:1 SHEET 3 OF 4 REV P

2-1437285-3

1471-9 (3/11)

THIS DRAWING IS UNPUBLISHED. RELEASED FOR PUBLICATION -,- .
© COPYRIGHT - By - ALL RIGHTS RESERVED.

| LOC | DIST |
|---|---|
| J | — |

REVISIONS 変更

| P | LTR | DESCRIPTION | DATE | DWN | APVD |
|---|---|---|---|---|---|
| | – | SEE SHEET 1 | – | — | — |

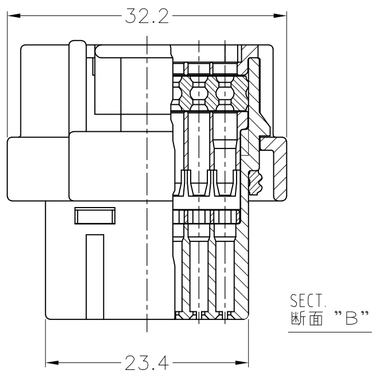


SECT.
断面 "B"

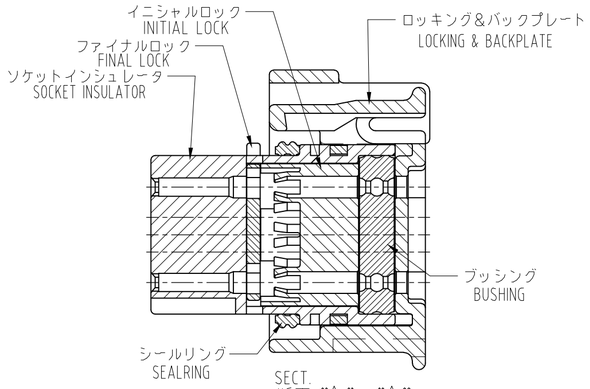


SECT.
断面 "A" –"A"

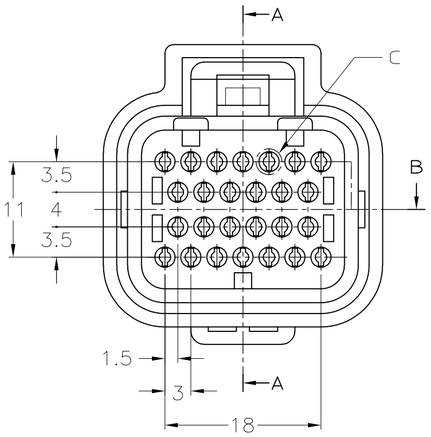


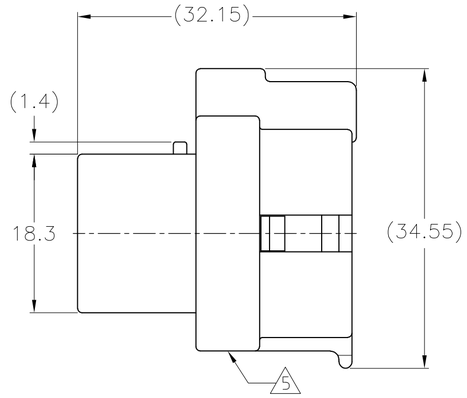


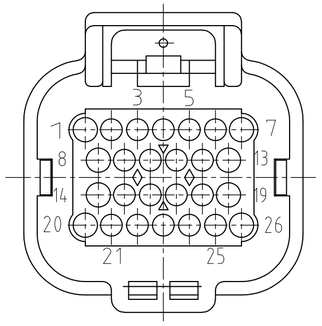


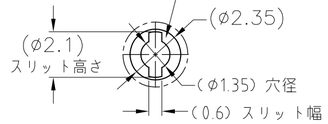


DETAIL
詳細 "C" (5/1)

注 1。一般公差：±0。3

2 材質 ソケットインシュレータ：熱可塑性ポリエステル樹脂
ファイナルロック：熱可塑性ポリエステル樹脂 色調 白
イニシャルロック：熱可塑性ポリエステル樹脂 色調 黒
ロッキング&バックプレート：熱可塑性ポリエステル樹脂 色調 黒
ブッシング：シリコンゴム 色調 赤茶
シールリング：シリコンゴム 色調 赤茶

3。適用電線サイズ APPLCABLE WIRE SIZE

| INSULATION DIA 被覆径 | WIRE EXAMPLE 適用例 | INSERTABLE POSITION 装着可能ポジション |
|---|---|---|
| ø2.0～ø2.2 | AVSS 1.25 | 1,7,8,13,14,19,20,26 |
| ø1.6～ø1.9 | AVSS 0.5～0.85 | ALL POSITION 上記を含む全ポジション |

4 下記に極性種類を示す。

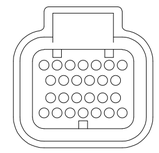

3-1437290-7
(3900113-2621)

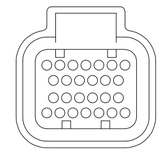

3-1437290-8
(3900113-2622)

5 当底面部に製造日管理番号（ロット番号）を印字する。
6 嵌合相手型番：TABLE-1 参照

NOTES 1 。GENERAL TOLERANCE: ±0。3
2. MATERIAL
SOCKET INSULATOR : THERMOPLASTIC POLYESTER , COLOR:BLACK
FINAL LOCK : THERMOPLASTIC POLYESTER , COLOR:WHITE
INITIAL LOCK : THERMOPLASTIC POLYESTER , COLOR:BLACK
LOCKING & BACKPLATE : THERMOPLASTIC POLYESTER , COLOR:BLACK
: SILICON RUBBER , COLOR:RED BROWN
SEALRING : SILICON RUBBER , COLOR:RED BROWN
3. APPLICABLE WIRE SIZE
4. TYPE OF POLARITY IS INDICATED AS FOLLOWS.
5. PRINTING MANUFACTURED DATE CONTROL No. (LOT No.)
6. PART NUMBER OF CAP ASSEMBLY TO BE MATED: SEE TABLE-1

| | |
|---|---|
| 3-1437290-7 | 1437288-6 (26Pos.) |
| | 9-1437287-8 (26Pos.) |
| | 5-1447223-0 (26Pos.) |
| | 1437288-3 (60Pos.) |
| | 1437288-5 (60Pos.) |
| | 6437288-6 (26Pos.) |
| | 9-6437287-8 (26Pos.) |
| | 5-6447223-0 (26Pos.) |
| | 6437288-3 (60Pos.) |
| | 6437288-5 (60Pos.) |
| 3-1437290-8 | 1473418-1 (26Pos.) |
| | 9-1437287-9 (26Pos.) |
| | 1437288-4 (26Pos.) |
| | 6473418-1 (26Pos.) |
| | 9-6437287-9 (26Pos.) |
| | 6437288-4 (26Pos.) |
| PART NUMBER | MATING CAP ASSEMBLY |

TABLE-1

| Part No. 型番 | Old Part No. 旧型番 | REMARK 備考 |
|---|---|---|
| 1473416-2 | - | SEE DWG 1473416 |
| 1473416-1 | - | SEE DWG 1473416 |
| 3-1437290-8 | 3900113-2622 | 4 |
| 3-1437290-7 | 3900113-2621 | 本図 |

THIS DRAWING IS A CONTROLLED DOCUMENT.

DIMENSIONS: 単位：耗 mm

TOLERANCES UNLESS OTHERWISE SPECIFIED: 一般公差
0 PLC ± –
1 PLC ± –
2 PLC ± –
3 PLC ± –
4 PLC ± –
ANGLES ± –

MATERIAL 材料 2
FINISH 仕上 –

DWN A.YAMAGUCHI 17JAN01
CHK K.BETSUI 17JAN01
APVD K.BETSUI 17JAN01
PRODUCT SPEC 製品規格 108-78140
APPLICATION SPEC 取付適用規格 114-78011, 114-78013
WEIGHT –

TE Connectivity

NAME 名称
SUPER SEAL CONNECTOR
PLUG HOUSING 34Pos. ASS'Y (DOUBLE)

SIZE A2 | CAGE CODE 00779 | DRAWING NO 番号 C-2-1437285-3 | RESTRICTED TO –

CUSTOMER DRAWING | SCALE 尺度 2:1 | SHEET 4 OF 4 | REV P

2-1437285-3

ООО «ЛайфЭлектроникс» “LifeElectronics” LLC

ИНН 7805602321 КПП 780501001 Р/С 40702810122510004610 ФАКБ "АБСОЛЮТ БАНК" (ЗАО) в г.Санкт-Петербурге К/С 30101810900000000703 БИК 044030703

*Компания «Life Electronics» занимается поставками электронных компонентов импортного и отечественного производства от производителей и со складов крупных дистрибьюторов Европы, Америки и Азии.*

*С конца 2013 года компания активно расширяет линейку поставок компонентов по направлению коаксиальный кабель, кварцевые генераторы и конденсаторы (керамические, пленочные, электролитические), за счёт заключения дистрибьюторских договоров*

*Мы предлагаем:*

- *Конкурентоспособные цены и скидки постоянным клиентам.*
- *Специальные условия для постоянных клиентов.*
- *Подбор аналогов.*
- *Поставку компонентов в любых объемах, удовлетворяющих вашим потребностям.*

- *Приемлемые сроки поставки, возможна ускоренная поставка.*
- *Доставку товара в любую точку России и стран СНГ.*
- *Комплексную поставку.*
- *Работу по проектам и поставку образцов.*
- *Формирование склада под заказчика.*

- *Сертификаты соответствия на поставляемую продукцию (по желанию клиента).*
- *Тестирование поставляемой продукции.*
- *Поставку компонентов, требующих военную и космическую приемку.*
- *Входной контроль качества.*
- *Наличие сертификата ISO.*

*В составе нашей компании организован Конструкторский отдел, призванный помогать разработчикам, и инженерам.*

*Конструкторский отдел помогает осуществить:*

- *Регистрацию проекта у производителя компонентов.*
- *Техническую поддержку проекта.*
- *Защиту от снятия компонента с производства.*
- *Оценку стоимости проекта по компонентам.*
- *Изготовление тестовой платы монтаж и пусконаладочные работы.*

*Тел: +7 (812) 336 43 04 (многоканальный)*
*Email: org@lifeelectronics.ru*

***www.lifeelectronics.ru***