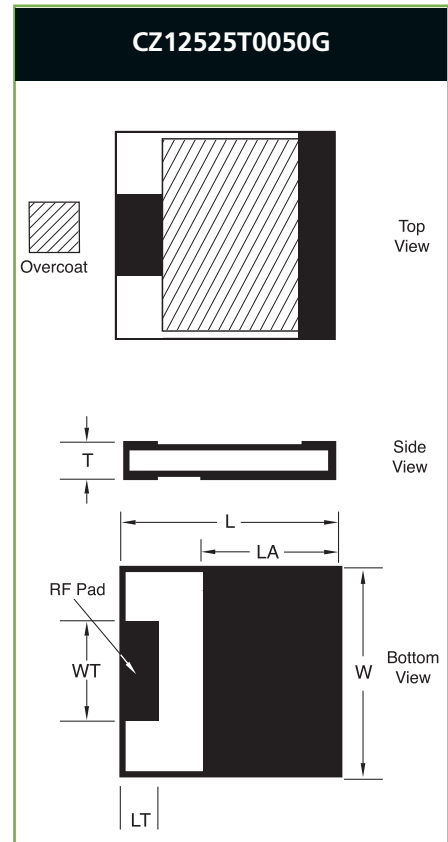
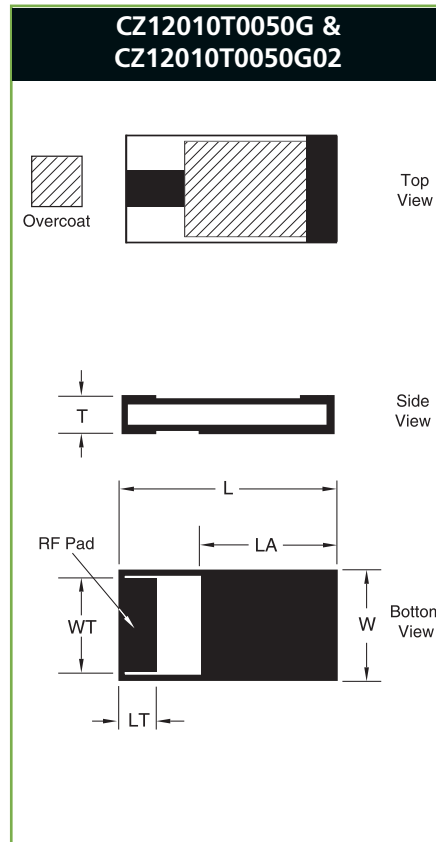


Surface Mount Chip Terminations

Style CZ1

General Specifications

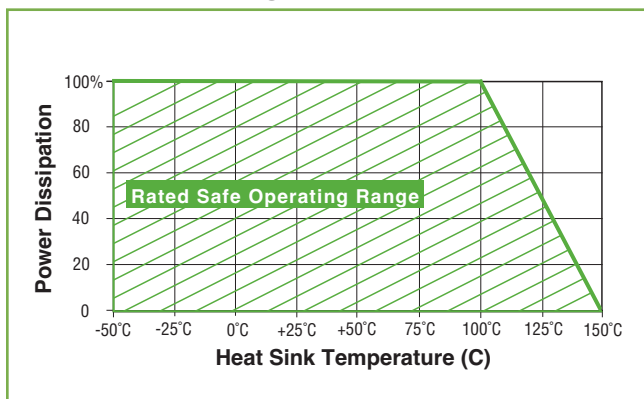
- **Nominal Impedance:** 50 Ω
- **Resistive Tolerance:** $\pm 2\%$ standard
- **Operating Temp Range:** -55 to +150°C
- **Temperature Coefficient:** ± 150 ppm/°C
- **Resistive Elements:** Tantalum, Thin Film Processed
- **Substrate Material:** Aluminum Nitride
- **Terminals:** Silver over Nickel
- **Lead-Free, RoHS Compliant**
- **Reliability:** MIL-PRF-55342
- **Tape and Reel Specifications:** See Page 39 of full Resistive Products Catalog



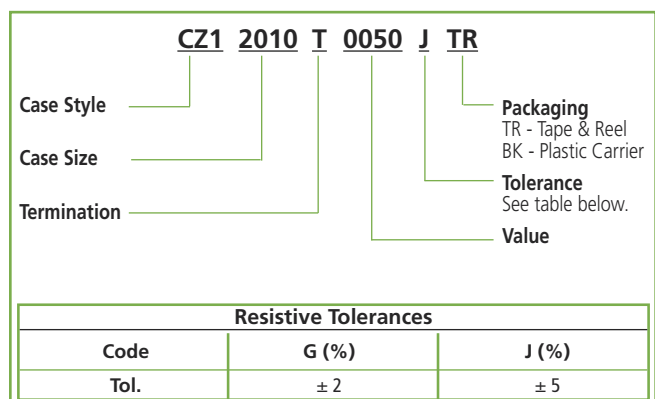
ATC Part Number	W $\pm .010$	L $\pm .010$	T $\pm .005$	LT $\pm .005$	WT $\pm .005$	LA $\pm .005$	Frequency Range (GHz)	VSWR (Typ.)	Power Max* (Watts)
CZ12010T0050G	.100	.200	.040	.040	.090	.115	DC - 3.0	1.20:1	10W
CZ12010T0050G02	.100	.200	.040	.020	.090	.140	DC - 3.0	1.20:1	10W
CZ12525T0050G	.245	.245	.040	.030	.125	.170	DC - 4.0	1.25:1	20W

* Test Condition: Chip soldered to a via patch on a 30-mil-thick Rogers RO4350 board; Land surfaces at 100° C; maximum rated power applied. Specification: The resistance of the film shall change no more than 0.5% during and after a 1000-hr. Burn-in per Mil-PRF-55342.

Power Derating



ATC Part Number Code



Sales of ATC products are subject to the terms and conditions contained in American Technical Ceramics Corp. Terms and Conditions of Sale (ATC document #001-992 Rev. B 12/05). Copies of these terms and conditions will be provided upon request. They may also be viewed on ATC's website at www.atceramics.com/productfinder/default.asp. Click on the link for Terms and Conditions of Sale.

ATC has made every effort to have this information as accurate as possible. However, no responsibility is assumed by ATC for its use, nor for any infringements of rights of third parties which may result from its use. ATC reserves the right to revise the content or modify its product without prior notice.

© 2012 American Technical Ceramics Corp. All Rights Reserved.

Excerpt from ATC # 001-944; Rev. T, 6/14

A M E R I C A N T E C H N I C A L C E R A M I C S

ATC North America
sales@atceramics.com

ATC Europe
sales@atceramics.com

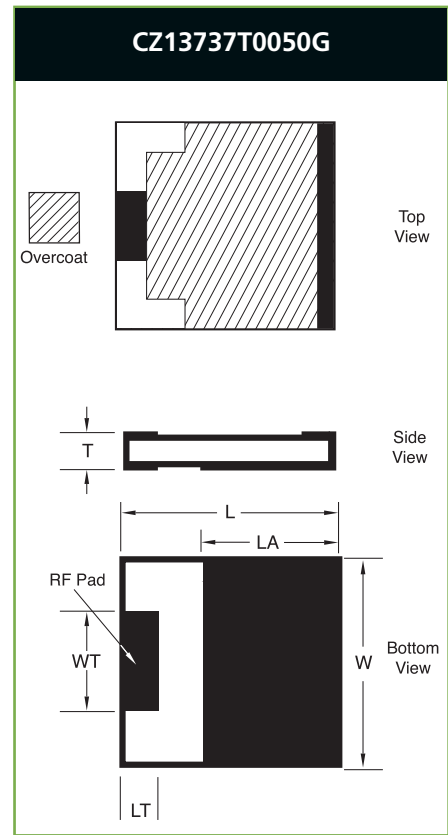
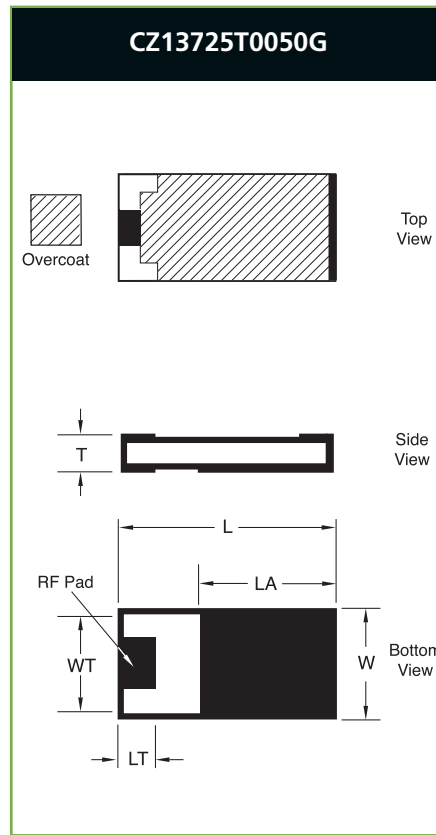
ATC Asia
sales@atceramics-asia.com

www.atceramics.com

Surface Mount Chip Terminations Style CZ1

General Specifications

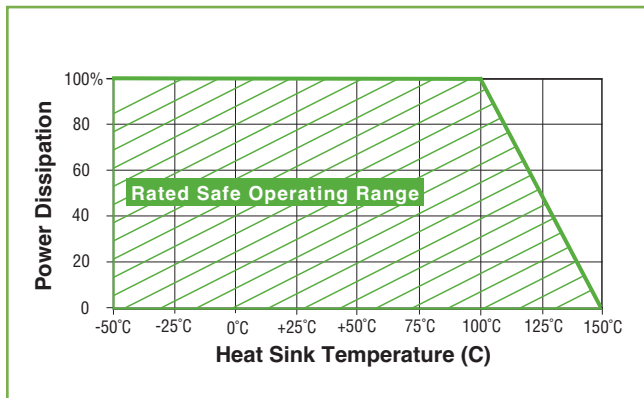
- **Nominal Impedance:** 50 Ω
- **Resistive Tolerance:** ±2% standard
- **Operating Temp Range:** -55 to +150°C
- **Temperature Coefficient:** ±150 ppm/°C
- **Resistive Elements:** Tantalum, Thin Film Processed
- **Substrate Material:** Aluminum Nitride
- **Terminals:** Silver over Nickel
- **Lead-Free, RoHS Compliant**
- **Reliability:** MIL-PRF-55342
- **Tape and Reel Specifications:** See Page 39 of full Resistive Products Catalog



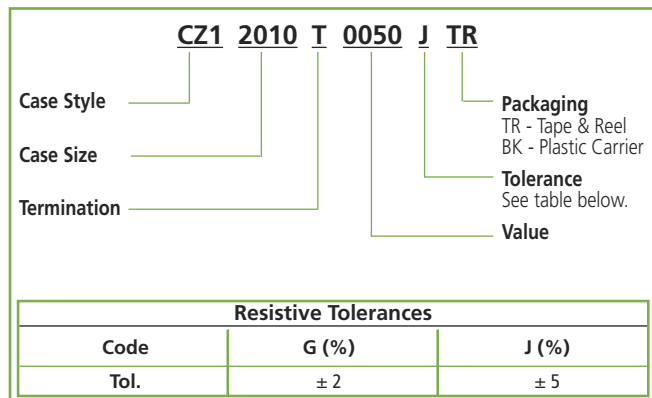
ATC Part Number	W ±.010	L ±.010	T ±.005	LT ±.005	WT ±.005	LA ±.005	Frequency Range (GHz)	VSWR (Typ.)	Power Max* (Watts)
CZ13725T0050G	.250	.375	.040	.050	.125	.260	DC - 2.2	1.20:1	30W
CZ13737T0050G	.370	.370	.040	.050	.125	.275	DC - 3.0	1.25:1	40W

* Test Condition: Chip soldered to a via patch on a 30-mil-thick Rogers RO4350 board; Land surfaces at 100° C; maximum rated power applied. Specification: The resistance of the film shall change no more than 0.5% during and after a 1000-hr. Burn-in per Mil-PRF-55342.

Power Derating



ATC Part Number Code



Sales of ATC products are subject to the terms and conditions contained in American Technical Ceramics Corp. Terms and Conditions of Sale (ATC document #001-992 Rev. B 12/05). Copies of these terms and conditions will be provided upon request. They may also be viewed on ATC's website at www.atceramics.com/productfinder/default.asp. Click on the link for Terms and Conditions of Sale.

ATC has made every effort to have this information as accurate as possible. However, no responsibility is assumed by ATC for its use, nor for any infringements of rights of third parties which may result from its use. ATC reserves the right to revise the content or modify its product without prior notice.

© 2012 American Technical Ceramics Corp. All Rights Reserved.

Excerpt from ATC # 001-944; Rev. U, 11/14

Mouser Electronics

Authorized Distributor

Click to View Pricing, Inventory, Delivery & Lifecycle Information:

[American Technical Ceramics \(ATC\):](#)

[CZ12010T0050GTR](#) [CZ12525T0050GTR](#) [CZ13725T0050GTR](#) [CZ13737T0050GTR](#) [CZ12525T0050GBK](#)

Компания «Life Electronics» занимается поставками электронных компонентов импортного и отечественного производства от производителей и со складов крупных дистрибьюторов Европы, Америки и Азии.

С конца 2013 года компания активно расширяет линейку поставок компонентов по направлению коаксиальный кабель, кварцевые генераторы и конденсаторы (керамические, пленочные, электролитические), за счёт заключения дистрибьюторских договоров

Мы предлагаем:

- Конкурентоспособные цены и скидки постоянным клиентам.
- Специальные условия для постоянных клиентов.
- Подбор аналогов.
- Поставку компонентов в любых объемах, удовлетворяющих вашим потребностям.
- Приемлемые сроки поставки, возможна ускоренная поставка.
- Доставку товара в любую точку России и стран СНГ.
- Комплексную поставку.
- Работу по проектам и поставку образцов.
- Формирование склада под заказчика.
- Сертификаты соответствия на поставляемую продукцию (по желанию клиента).
- Тестирование поставляемой продукции.
- Поставку компонентов, требующих военную и космическую приемку.
- Входной контроль качества.
- Наличие сертификата ISO.

В составе нашей компании организован Конструкторский отдел, призванный помогать разработчикам, и инженерам.

Конструкторский отдел помогает осуществить:

- Регистрацию проекта у производителя компонентов.
- Техническую поддержку проекта.
- Защиту от снятия компонента с производства.
- Оценку стоимости проекта по компонентам.
- Изготовление тестовой платы монтаж и пусконаладочные работы.



Тел: +7 (812) 336 43 04 (многоканальный)

Email: org@lifeelectronics.ru