

Pre-loaded fiber drawers provide a pre-configured, ready-to-install system for managing fiber optic terminations. The pre-loaded enclosure is a two-piece design with a slide-out drawer for full access to all fiber terminations and easy installation. The fiber drawer has integral mounting brackets suitable for installation in any 19" wide EIA-310/IEC 60297 compatible rack or cabinet.



### technical information

<b>Dimensions:</b>	1.73"H x 17.5"W x 12.13" D (43.9 x 444.5 x 308.2mm)
<b>Mounting option:</b>	Integral brackets mount to 19" wide EIA-310/IEC 60297 compatible rack or cabinet
<b>Accessories:</b>	Mounting hardware and fiber routing accessory kit included; contains two FMS1 fiber management spools, two 30mm size rubber grommets, one PG11 cable gland, Panduit® Pan-Ty® Cable Ties and #12-24 and M6 x 1 mounting screws

### key features and benefits

<b>Pre-loaded with fiber optic adapters</b>	Factory configured with duplex SC or LC adapters for fast and easy cabling and installation
<b>Slide out drawer</b>	Slides forward a full 300mm for easy service access to all fiber terminations, connections and splices
<b>Multiple cable entry methods</b>	Trunk and interconnect cable entry via PG11 glands, 5mm blown fiber glands, 20mm knockouts or 30mm rubber grommets
<b>Two-piece, all metal body construction</b>	Simple and economical installation with no loose components to misplace; improved protection over plastic fiber drawers
<b>Dedicated labeling areas</b>	Silk-screened white labeling areas for individual fiber channel identification plus overall enclosure labeling

### applications

- Provides a ready-to-install system for managing fiber optic terminations, connections and patching in a variety of applications
- Can serve as a transition from backbone cabling to distribution switching in telecommunication rooms, an interconnect to active equipment switches in a fiber to the zone application and can be used as a transition enclosure for splicing to service provider trunks then patching to premise intra-building cabling
- Pre-loaded with SC or LC style adapters suitable for use with 50/125µm (OM2 or OM3/OM4) multimode, 62.5/125µm (OM1), or OS1/OS2 singlemode fiber
- Can terminate and manage up to 48 fibers in 1 RU depending on configurations and adapter type

#### NetKey® Pre-Loaded Fiber Drawer for OM1 62.5/125µm Multimode Fiber

- 6 duplex SC adapters: NKFD1W6EIDSC
- 12 duplex SC adapters: NKFD1W12EIDSC
- 12 duplex LC adapters: NKFD1W12EIDL
- 24 duplex LC adapters: NKFD1W24EIDL

#### NetKey® Pre-Loaded Fiber Drawer for OM2 50/125µm Multimode Fiber

- 6 duplex SC adapters: NKFD1W6BLDSC
- 12 duplex SC adapters: NKFD1W12BLDSC
- 12 duplex LC adapters: NKFD1W12BLDL
- 24 duplex LC adapters: NKFD1W24BLDL

#### NetKey® Pre-Loaded Fiber Drawer for OM3/OM4 50/125µm Multimode Fiber

- 6 duplex SC adapters: NKFD1W6AQDSC
- 12 duplex SC adapters: NKFD1W12AQDSC
- 12 duplex LC adapters: NKFD1W12AQDL
- 24 duplex LC adapters: NKFD1W24AQDL

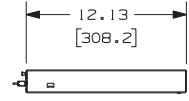
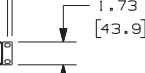
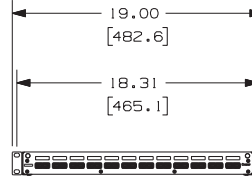
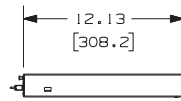
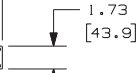
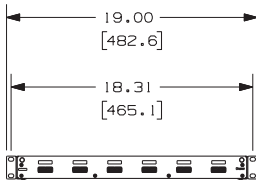

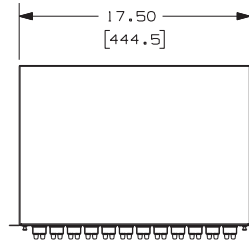
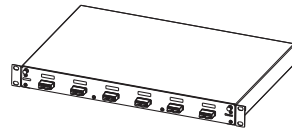
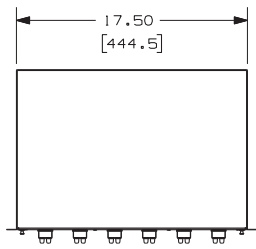
#### NetKey® Pre-Loaded Fiber Drawer for OS1/OS2 9/125µm Singlemode Fiber

- 6 duplex SC adapters: NKFD1W6BUDSCZ
- 12 duplex SC adapters: NKFD1W12BUDSCZ
- 12 duplex LC adapters: NKFD1W12BUDLCZ
- 24 duplex LC adapters: NKFD1W24BUDLCZ

#### Splicing Accessories

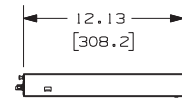
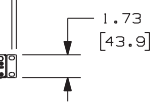
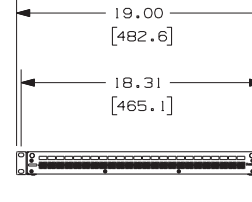
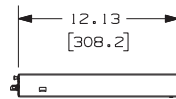
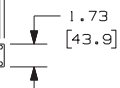
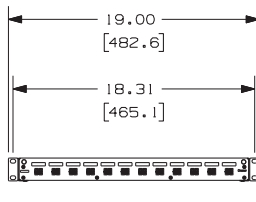
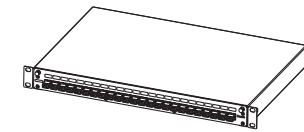
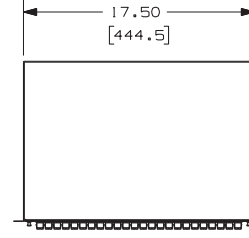
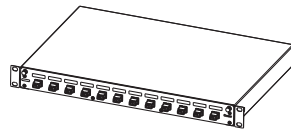
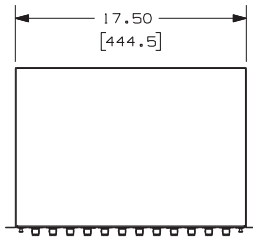
- Fiber splice module, 24 fusion splices: FOSMF
- Fiber splice module, 12 mechanical splices: FOSMM
- Fiber splice chip, 24 fusion splices: FSC24

# NetKey® Pre-Loaded Fiber Drawers



**NKFD1W6\*\*DSC**

**NKFD1W12\*\*DSC**



**NKFD1W12\*\*DLC**

**NKFD1W24\*\*DLC**

**\*\* Substitute for color:**  
**For OM1 add EI (Electric Ivory)**  
**For OM2 add BL (Black)**  
**For OM3/OM4 add AQ (Aqua)**

Dimensions are in inches. [Dimensions in brackets are metric].

## WORLDWIDE SUBSIDIARIES AND SALES OFFICES

PANDUIT CANADA  
 Markham, Ontario  
 cs-cdn@panduit.com  
 Phone: 800.777.3300

PANDUIT EUROPE LTD.  
 London, UK  
 cs-emea@panduit.com  
 Phone: 44.20.8601.7200

PANDUIT SINGAPORE PTE. LTD.  
 Republic of Singapore  
 cs-ap@panduit.com  
 Phone: 65.6305.7575

PANDUIT JAPAN  
 Tokyo, Japan  
 cs-japan@panduit.com  
 Phone: 81.3.6863.6000

PANDUIT LATIN AMERICA  
 Guadalajara, Mexico  
 cs-la@panduit.com  
 Phone: 52.33.3777.6000

PANDUIT AUSTRALIA PTY. LTD.  
 Victoria, Australia  
 cs-aus@panduit.com  
 Phone: 61.3.9794.9020

For a copy of Panduit product warranties, log on to [www.panduit.com/warranty](http://www.panduit.com/warranty)

For more information

Visit us at [www.panduit.com](http://www.panduit.com)

Contact Customer Service by email: [cs@panduit.com](mailto:cs@panduit.com)  
 or by phone: 800-777-3300 and reference NKDS19



©2010 Panduit Corp.  
 ALL RIGHTS RESERVED.

WW-NKDS19

8/2010

Компания «Life Electronics» занимается поставками электронных компонентов импортного и отечественного производства от производителей и со складов крупных дистрибьюторов Европы, Америки и Азии.

С конца 2013 года компания активно расширяет линейку поставок компонентов по направлению коаксиальный кабель, кварцевые генераторы и конденсаторы (керамические, пленочные, электролитические), за счёт заключения дистрибьюторских договоров

Мы предлагаем:

- Конкурентоспособные цены и скидки постоянным клиентам.
- Специальные условия для постоянных клиентов.
- Подбор аналогов.
- Поставку компонентов в любых объемах, удовлетворяющих вашим потребностям.
- Приемлемые сроки поставки, возможна ускоренная поставка.
- Доставку товара в любую точку России и стран СНГ.
- Комплексную поставку.
- Работу по проектам и поставку образцов.
- Формирование склада под заказчика.
- Сертификаты соответствия на поставляемую продукцию (по желанию клиента).
- Тестирование поставляемой продукции.
- Поставку компонентов, требующих военную и космическую приемку.
- Входной контроль качества.
- Наличие сертификата ISO.

В составе нашей компании организован Конструкторский отдел, призванный помогать разработчикам, и инженерам.

Конструкторский отдел помогает осуществить:

- Регистрацию проекта у производителя компонентов.
- Техническую поддержку проекта.
- Защиту от снятия компонента с производства.
- Оценку стоимости проекта по компонентам.
- Изготовление тестовой платы монтаж и пусконаладочные работы.



Тел: +7 (812) 336 43 04 (многоканальный)

Email: [org@lifeelectronics.ru](mailto:org@lifeelectronics.ru)