

CK ROTARY SWITCH

GENERAL ELECTRICAL & MECHANICAL SPECIFICATION

| | |
|----------------------------|--|
| Switch Rating: | 150mA@250V ac/dc resistive load |
| Current Carrying Capacity | 5A non switching |
| Life: | >10,000 Cycles |
| Operating Temperature: | -30°C to +85 °C |
| Proof Voltage: | 1,500Vac (Initial) |
| Insulation Resistance: | >999 MΩ at 500Vdc (Initial) |
| Contact Resistance: | <20 mΩ (initial) |
| Operating Torque (nominal) | Standard 8.6 ± 1 cNm Light Action 3.5 ± 0.5 cNm |
| End Stop Torque (nominal): | 0.80 Nm |
| Moulding Material: | Polyamide 6.6 G.F. |
| Contact/Terminal Material: | Brass CZ108 Ag Plated |

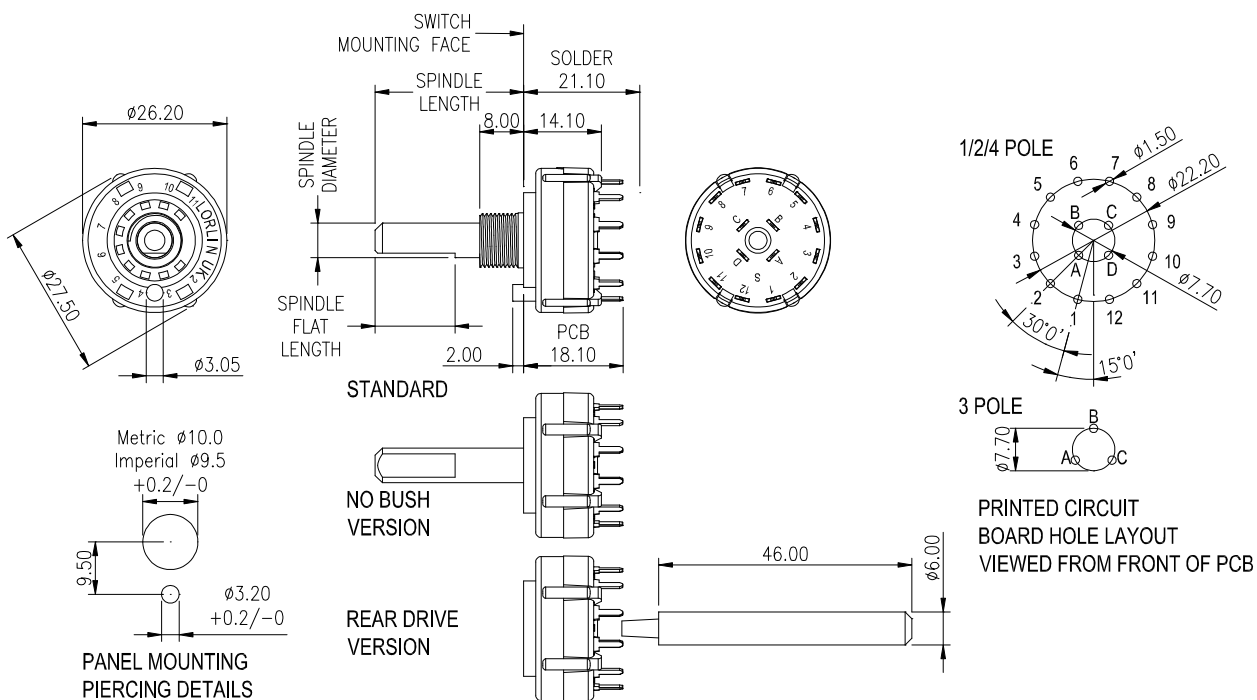
RoHS COMPLIANT



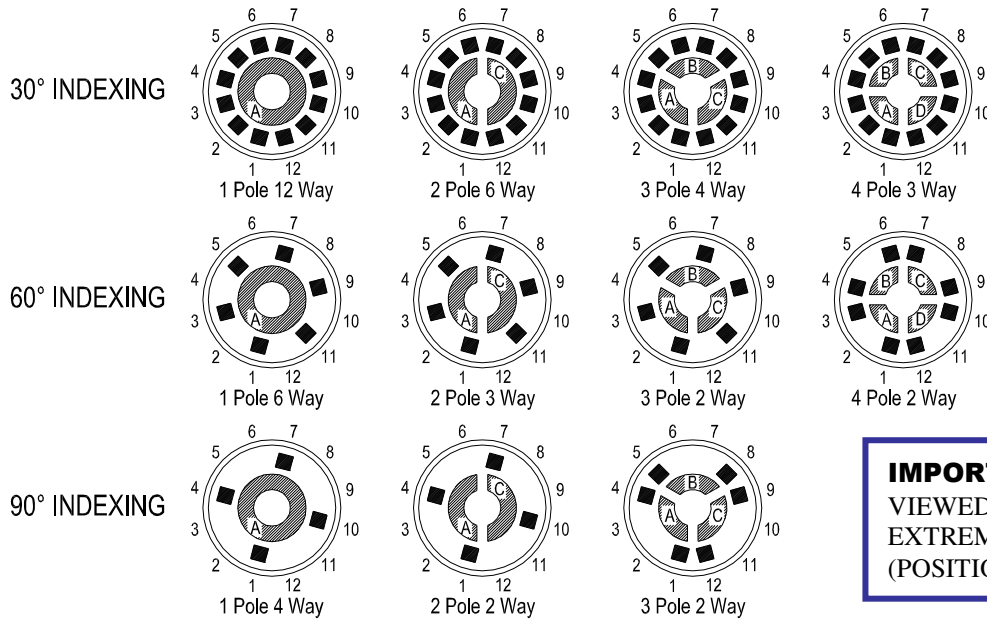
GENERAL FEATURES & OPTIONS

- Made in UK
- Cost effective single wafer switch
- Moulded 27.5mm diameter
- Standard 30° indexing
- Solder or Printed Circuit Board Terminals
- Up to 4 poles per switch
- Maximum 12 positions
- Shorting (make before break 30° indexing only) or non shorting (break before make) contacts.
- Adjustable stop to restrict number of positions
- Special options: 60° or 90° indexing, continuous rotation,
- Optional reinforcement ring.
- Fixed stop, UL-V0 rated material, gold flashed or gold plated contacts, and spindles with special flats, slots or knurls.
- No Bush versions available
- Rear Drive versions available
- Sealed PCB Termination available

CK ROTARY SWITCH SPECIFICATION SHEET



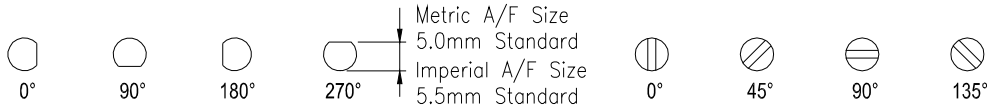
CK ROTARY SWITCH



IMPORTANT WAFERS FLATS & SLOTS VIEWED FROM THE FRONT OF SWITCH IN EXTREME ANTICLOCKWISE POSITION (POSITION 1)

SPINDLE FLAT ANGLE - AVAILABLE IN 15° INCREMENTS

SCREWDRIVER SLOT - AVAILABLE IN 45° INCREMENTS



ORDERING CODE FOR NON-STANDARD SWITCHES



SPINDLE LENGTH
FMF IN FULL MM

| Index Angles & NO. OF POLES | NO OF WAYS (POSITIONS) | | MBB or BBM | Contact Type | Contact Plating | SPINDLE DIAM. | SPINDLE FLAT DEPTH | BUSH DIAM. | LENGTH OF SPINDLE FLAT | | | | ANGLE OF FLAT (°) | | | | |
|-----------------------------|------------------------|---------|------------|--------------|-----------------|---------------|--------------------|------------|------------------------|---|----|----|-------------------|---|-----|-----|-----|
| | | | | | | | | | A | 2 | N | 15 | A | 0 | N | 195 | |
| A 30° 1Pole | A | 2 | A | BBM | Solder | A | 6mm | Nil | M10 | A | 2 | N | 15 | A | 0 | N | 195 |
| B | B | 3 | B | MBB | Solder | B | 6mm | 5mm | M10 | B | 3 | O | No Flat | B | 15 | O | |
| C | C | 4 | C | BBM | PCB | C | 6.35mm | Nil | 9.52 mm | C | 4 | P | 16 | C | 30 | P | 210 |
| D | D | 5 | D | MBB | PCB | D | 6.35mm | 5.5mm | 9.52 mm | D | 5 | Q | 17 | D | 45 | Q | 225 |
| E 60° 1Pole | E | 6 | E | BBM | Solder | E | 6mm | Nil | M10 | E | 6 | R | 18 | E | 60 | R | 240 |
| F | F | 7 | F | MBB | Solder | F | 6mm | 5mm | M10 | F | 7 | S | 19 | F | 75 | S | 255 |
| G | G | 8 | G | BBM | PCB | G | 6.35mm | Nil | 9.52 mm | G | 8 | T | 20 | G | 90 | T | 270 |
| H | H | 9 | H | MBB | PCB | H | 6.35mm | 5.5mm | 9.52 mm | H | 9 | U | 21 | H | 105 | U | 285 |
| I 90° 1Pole | I | 10 | I | BBM | Solder | I | 6mm | Nil | M10 | I | 10 | V | 22 | I | 120 | V | 300 |
| J | J | 11 | J | MBB | Solder | J | 6mm | 5mm | M10 | J | 11 | W | 23 | J | 135 | W | 315 |
| K | K | 12 | K | BBM | PCB | K | 6.35mm | 5.5mm | 9.52 mm | K | 12 | X | 24 | K | 150 | X | 330 |
| Z No Stop | Z | No Stop | L | MBB | PCB | L | 6mm | Nil | M10 | L | 13 | Y | 25 | L | 165 | Y | 345 |
| | | | | | | M | 6.35mm | 5.5mm | 9.52 mm | M | 14 | Z | Full | M | 180 | | |

PLEASE COMPLETE THE SPECIFICATION DRAWING IF YOUR REQUIREMENTS CANNOT BE FULLILLED BY USING THE ORDERING CODE

CK ROTARY SWITCH

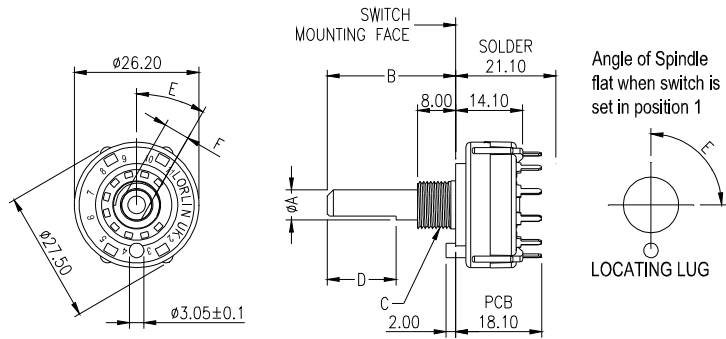
STANDARD PART NUMBERS

| BASIC TYPES | SPINDLE DIAMETER | SPINDLE LENGTH FROM MOUNTING FACE | 8mm LONG BUSH | SPINDLE FLAT LENGTH | ANGLE OF SPINDLE FLAT | SPINDLE FLAT THICKNESS |
|-------------|------------------|-----------------------------------|---------------|---------------------|-----------------------|------------------------|
| IMPERIAL | 6.35mm | 38mm | 9.52 x 32TPI | 30mm | 90° | 5.5mm |
| METRIC | 6.00mm | 50mm | M10 x 0.75 | No Flat | --- | --- |

| CIRCUITRY AT 30° INDEXING | PLATING FINISH | STANDARD METRIC | | STANDARD IMPERIAL | |
|-----------------------------|----------------|-----------------|--------------------|-------------------|--------------------|
| | | Shorting (MBB) | Non-Shorting (BBM) | Shorting (MBB) | Non-Shorting (BBM) |
| 1 POLE 12 POSITION | | | | | |
| STOP INCLUDED | | | | | |
| Solder Tag | Silver | CK1039 | CK1029 | CK1034 | CK1024 |
| | Gold Flash | CK1508 | CK1503 | CK1516 | CK1520 |
| | Gold Plate | CK2444 | CK1672 | CK2458 | CK2459 |
| Printed Circuit | Silver | CK1059 | CK1049 | CK1054 | CK1044 |
| | Gold Flash | CK1512 | CK1506 | CK1524 | CK1528 |
| | Gold Plate | CK1475 | CK1312 | CK2460 | CK2461 |
| 1 POLE 12 POSITION | | | | | |
| NO STOP CONTINUOUS ROTATION | | | | | |
| Solder Tag | Silver | CK1038 | CK1028 | CK1033 | CK1023 |
| | Gold Flash | CK1533 | CK1537 | CK1541 | CK1545 |
| | Gold Plate | CK2445 | CK2446 | CK2462 | CK2463 |
| Printed Circuit | Silver | CK1058 | CK1048 | CK1053 | CK1043 |
| | Gold Flash | CK1534 | CK1538 | CK1542 | CK1546 |
| | Gold Plate | CK2447 | CK2448 | CK2464 | CK2465 |
| 2 POLE 6 POSITION | | | | | |
| STOP INCLUDED | | | | | |
| Solder Tag | Silver | CK1040 | CK1030 | CK1035 | CK1025 |
| | Gold Flash | CK1509 | CK1496 | CK1517 | CK1521 |
| | Gold Plate | CK2449 | CK1726 | CK2466 | CK2467 |
| Printed Circuit | Silver | CK1060 | CK1050 | CK1055 | CK1045 |
| | Gold Flash | CK1513 | CK1473 | CK1525 | CK1529 |
| | Gold Plate | CK2450 | CK1850 | CK2468 | CK2469 |
| 2 POLE 6 POSITION | | | | | |
| NO STOP CONTINUOUS ROTATION | | | | | |
| Solder Tag | Silver | CK1114 | CK1118 | CK1120 | CK1121 |
| | Gold Flash | CK1535 | CK1539 | CK1543 | CK1547 |
| | Gold Plate | CK2451 | CK2452 | CK2470 | CK2471 |
| Printed Circuit | Silver | CK1119 | CK1113 | CK1122 | CK1089 |
| | Gold Flash | CK1536 | CK1540 | CK1544 | CK1548 |
| | Gold Plate | CK2453 | CK2454 | CK2472 | CK2473 |
| 3 POLE 4 POSITION | | | | | |
| STOP INCLUDED | | | | | |
| Solder Tag | Silver | CK1041 | CK1031 | CK1036 | CK1026 |
| | Gold Flash | CK1510 | CK1504 | CK1518 | CK1522 |
| | Gold Plate | CK2455 | CK1577 | CK2474 | CK2475 |
| Printed Circuit | Silver | CK1061 | CK1051 | CK1056 | CK1046 |
| | Gold Flash | CK1514 | CK1500 | CK1526 | CK1530 |
| | Gold Plate | CK2456 | CK1952 | CK2476 | CK2477 |
| 4 POLE 3 POSITION | | | | | |
| STOP INCLUDED | | | | | |
| Solder Tag | Silver | CK1042 | CK1032 | CK1037 | CK1027 |
| | Gold Flash | CK1511 | CK1505 | CK1519 | CK1523 |
| | Gold Plate | CK1673 | CK1822 | CK2478 | CK2479 |
| Printed Circuit | Silver | CK1062 | CK1052 | CK1057 | CK1047 |
| | Gold Flash | CK1515 | CK1507 | CK1527 | CK1531 |
| | Gold Plate | CK2457 | CK1953 | CK2480 | CK2481 |

CK ROTARY SWITCH

SPECIFICATION SHEET



CUSTOMER TO COMPLETE OR DELETE AS REQUIRED

| | A | B | C |
|----------|-------|---|---------------|
| IMPERIAL | Ø6.35 | | Ø9.52 x 32TPI |
| METRIC | Ø6.00 | | M10 x 0.75 |

| | D | E | F |
|----------|---|---|---|
| IMPERIAL | | | |
| METRIC | | | |

| INDEXING | | | | INDEXING | | | | INDEXING | | | | INDEXING | | | |
|---|-----|-----|-----|--|-----|-----|-----|----------------------------|-----|-----|-----|-----------|-----|-----|-----|
| | | | | | | | | | | | | | | | |
| 1 POLE | | | | 2 POLE | | | | 3 POLE | | | | 4 POLE | | | |
| POSITIONS | | | | POSITIONS | | | | POSITIONS | | | | POSITIONS | | | |
| MBB | BBM | SOL | PCB | MBB | BBM | SOL | PCB | MBB | BBM | SOL | PCB | MBB | BBM | SOL | PCB |
| IMPORTANT! WAFERS FLATS & SLOTS VIEWED FROM THE FRONT OF SWITCH IN EXTREME ANTICLOCKWISE POSITION (POSITION 1) | | | | | | | | | | | | | | | |
| SPECIAL REQUIREMENTS | | | | | | | | | | | | | | | |
| | | | | <p>OPTIONS Stops are adjustable 2-12 positions. Continuous rotation (No Stops) available. Make before break (MBB) or Break before Make (BBM) rotors available. Solder Tag (SOL) or PCB pin (PCB) – indicate on wafer.</p> | | | | | | | | | | | |
| CUSTOMER: | | | | DATE: | | | | CUSTOMER REFERENCE NUMBER: | | | | | | | |

Компания «Life Electronics» занимается поставками электронных компонентов импортного и отечественного производства от производителей и со складов крупных дистрибьюторов Европы, Америки и Азии.

С конца 2013 года компания активно расширяет линейку поставок компонентов по направлению коаксиальный кабель, кварцевые генераторы и конденсаторы (керамические, пленочные, электролитические), за счёт заключения дистрибьюторских договоров

Мы предлагаем:

- Конкурентоспособные цены и скидки постоянным клиентам.
- Специальные условия для постоянных клиентов.
- Подбор аналогов.
- Поставку компонентов в любых объемах, удовлетворяющих вашим потребностям.
- Приемлемые сроки поставки, возможна ускоренная поставка.
- Доставку товара в любую точку России и стран СНГ.
- Комплексную поставку.
- Работу по проектам и поставку образцов.
- Формирование склада под заказчика.
- Сертификаты соответствия на поставляемую продукцию (по желанию клиента).
- Тестирование поставляемой продукции.
- Поставку компонентов, требующих военную и космическую приемку.
- Входной контроль качества.
- Наличие сертификата ISO.

В составе нашей компании организован Конструкторский отдел, призванный помогать разработчикам, и инженерам.

Конструкторский отдел помогает осуществить:

- Регистрацию проекта у производителя компонентов.
- Техническую поддержку проекта.
- Защиту от снятия компонента с производства.
- Оценку стоимости проекта по компонентам.
- Изготовление тестовой платы монтаж и пусконаладочные работы.



Тел: +7 (812) 336 43 04 (многоканальный)
Email: org@lifeelectronics.ru