

Ambient Light Sensor

■ GENERAL DESCRIPTION

The NJL6501R-3 is the ambient light sensor with optical filter to solve the interference problem by the infrared. Also, the spectral response is close to human eye.

■ FEATURES

1. Peak wavelength 560 nm
2. Spectral range 350 to 650 nm
3. Photo current 270nA ±15%
4. Illuminance linearity 0.1 to 100,000 Lux Condition : $V_R=0V$, $T_a=25^\circ C$
5. COBP Package size : 2.0 x 2.0 x 0.65 mm

■ APPLICATIONS

Cellular phone, PDA, Note PC, TV, PDP, Clock, Refrigerator, Camera, Toy, Room light, Street light, etc.
to adjust the luminance of display
to control ON/OFF
Replacement of CdS

■ ABSOLUTE MAXIMUM RATINGS (Ta=25°C)

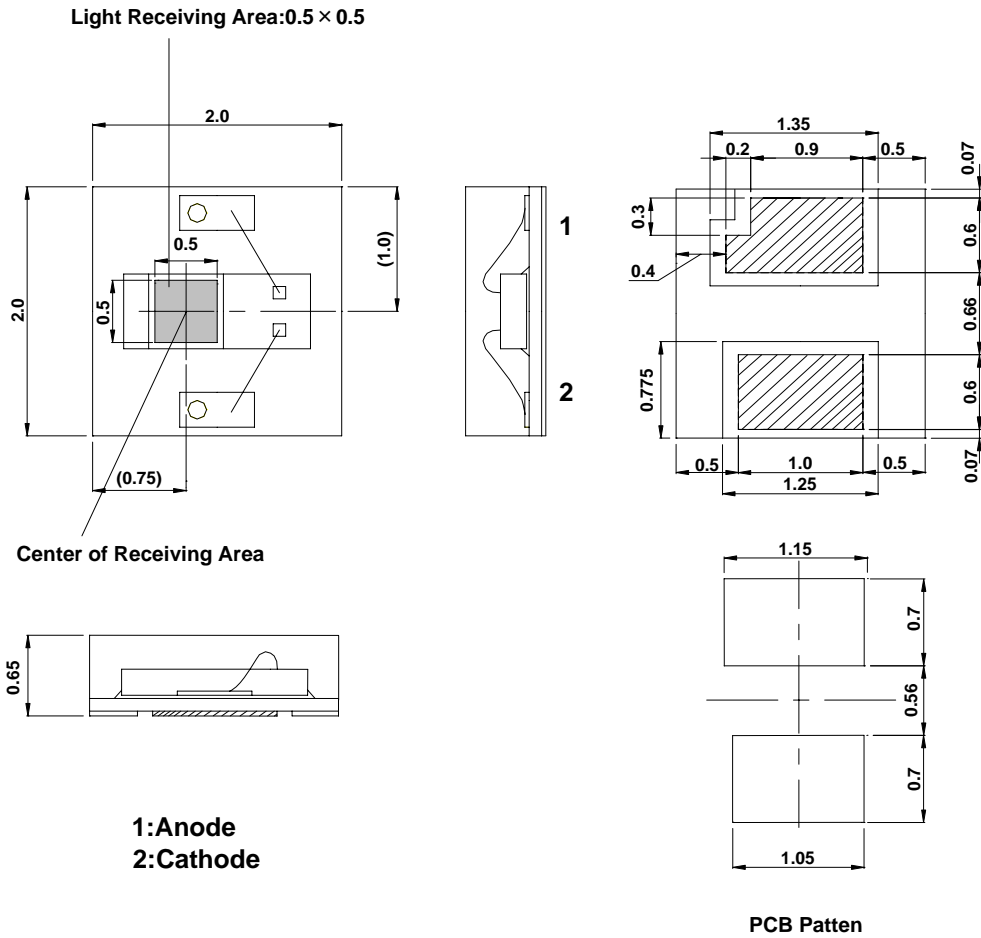
PARAMETER	SYMBOL	RATINGS	UNIT
Reverse Voltage	V_R	3.6	V
Operating Temperature	T_{opr}	-40 to +85	°C
Storage Temperature	T_{stg}	-40 to +100	°C
Soldering Temperature	T_{sol}	260	°C

■ ELECTRO-OPTICAL CHARACTERISTICS (Ta=25°C)

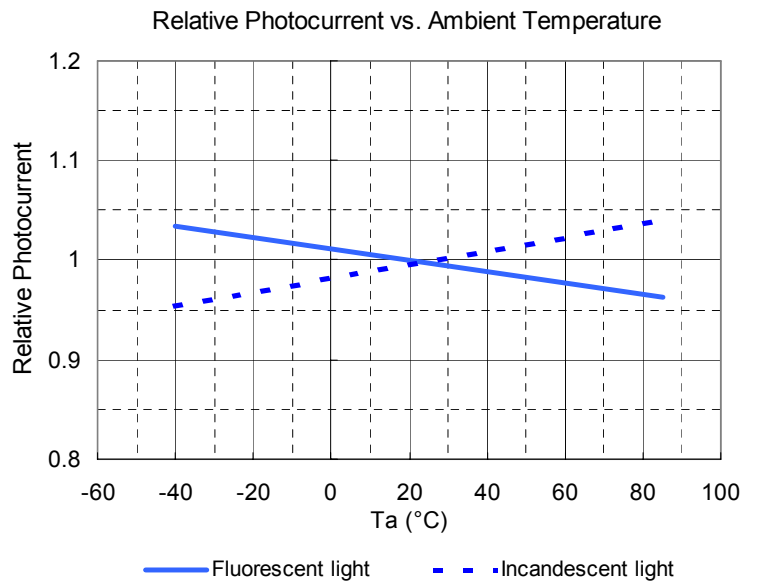
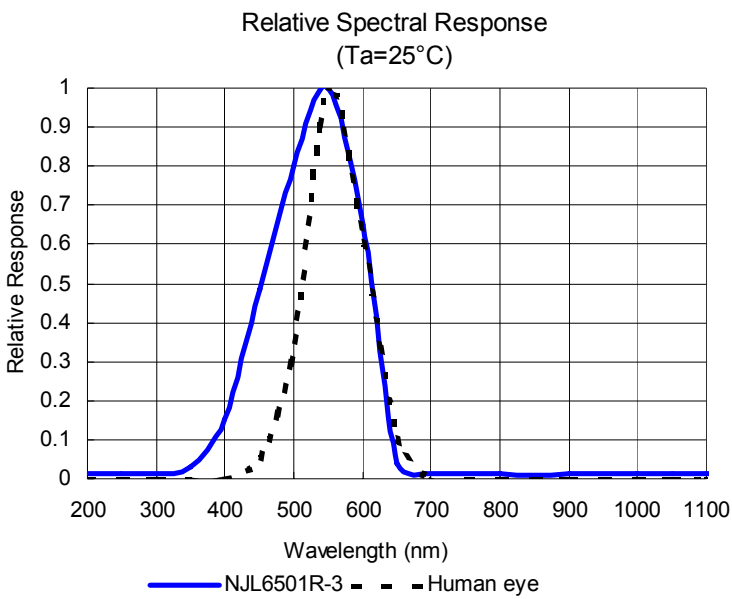
PARAMETER	SYMBOL	TEST CONDITION	MIN	TYP	MAX	UNIT
Forward Current	I_F	$I_F=1mA$, $E_v=0Lux$	—	—	0.85	V
Dark Current	I_D	$V_R=1V$, $E_v=0Lux$	—	0.1	—	nA
Photo Current	I_L	$E_v=1000Lux$, Fluorescent light	230	270	310	nA
	I_{L2}/I_{L1}	I_{L1} : Fluorescent light, I_{L2} : Incandescent light	—	1.4	—	
Peak Wavelength	λ_P	—	—	560	—	nm

NJL6501R-3

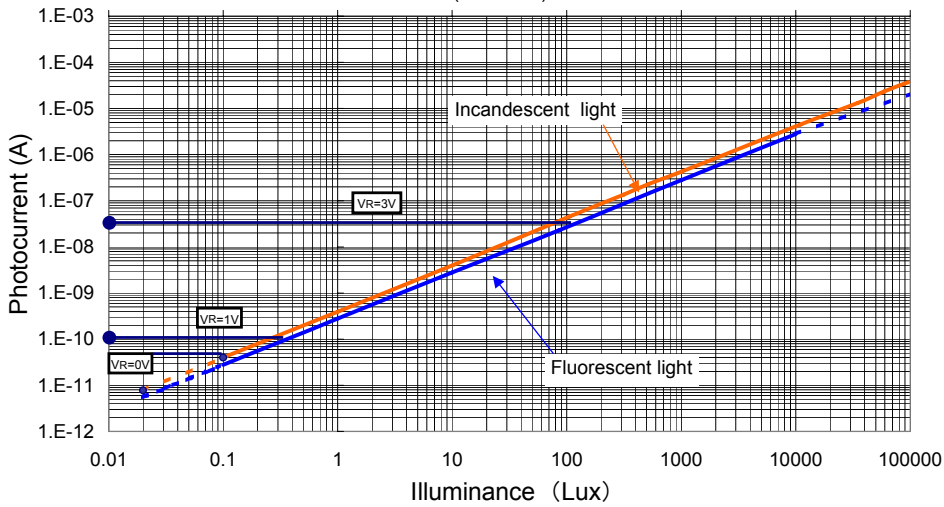
■ **OUTLINE** (TYP.) UNIT : mm



■ **TYPICAL CHARACTERISTICS**



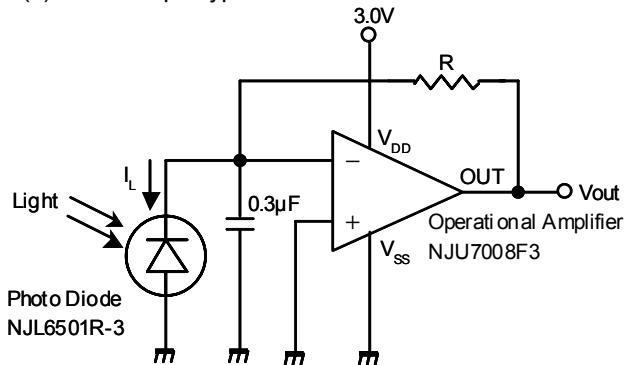
Photocurrent Linearity
(Ta=25°C)



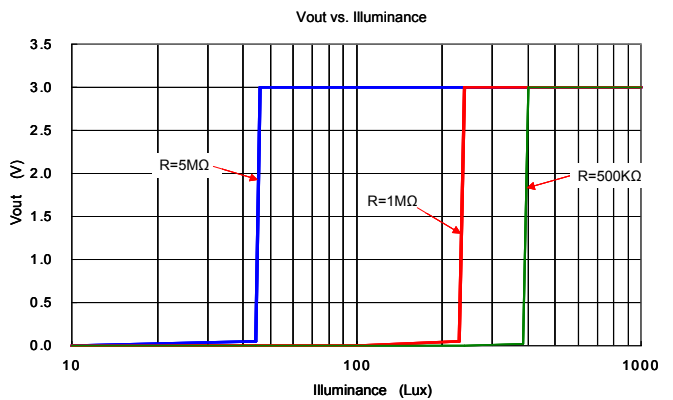
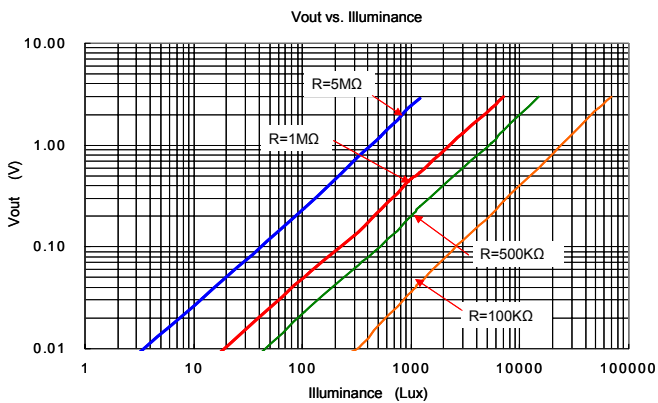
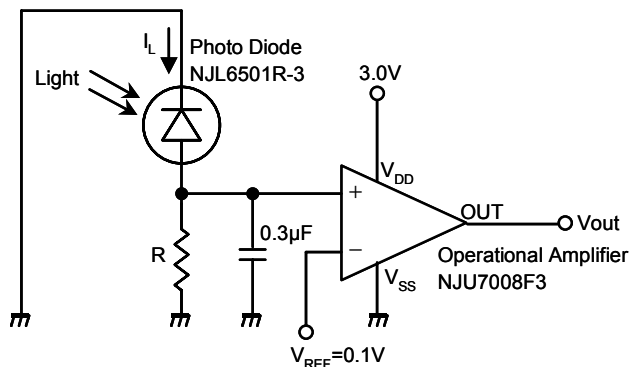
APPLICATION CIRCUITS

Light source : Halogen lamp USHIO, JCV 100V 75W GSN

(a) Linear output type



(b) Digital output type



NJL6501R-3

PRECAUTION FOR HANDLING

1. Soldering to actual circuit board

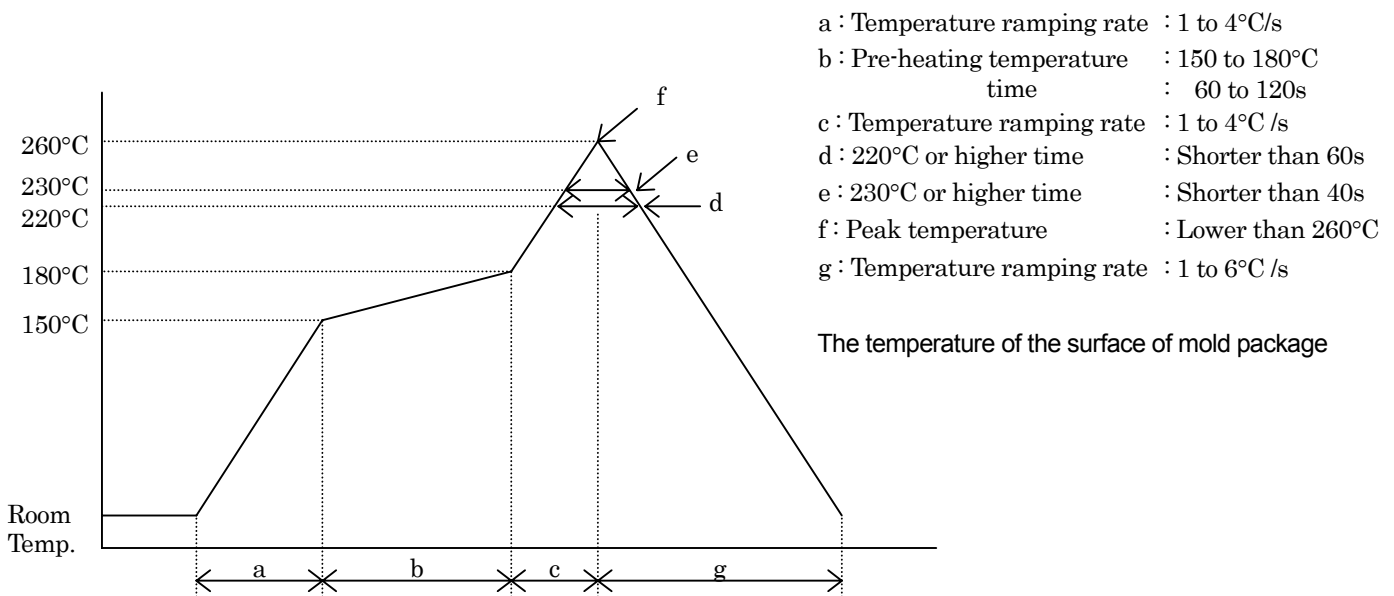
Soldering condition

The surface temperature of plastic package is lower than 260°C.

Soldering Method

1) Reflow Method

Soldering to be done within twice under the recommended condition mentioned below



2) Reflow Method (In case of infrared heating)

The temperature profile is same as the above

Avoid direct irradiation to the plastic package because it may absorb the Infrared Radiation and its surface temperature will be higher than the lead.

3) The other method

Avoid rapid heating up like dipping the devices directly into the melting solder or vapor phase method (VPS).

Solder the device in short time as soon as possible.

If the device is heated and kept in high temperature for longer time, its reliability would be affected.

2. Cleaning

Avoid washing the device after soldering by reflow method.

3. Attention in handling

1) Treat not to touch the lens surface.

2) Avoid dust and any other foreign materials on the lens surface such as paint, bonding material, etc.

4. Storage

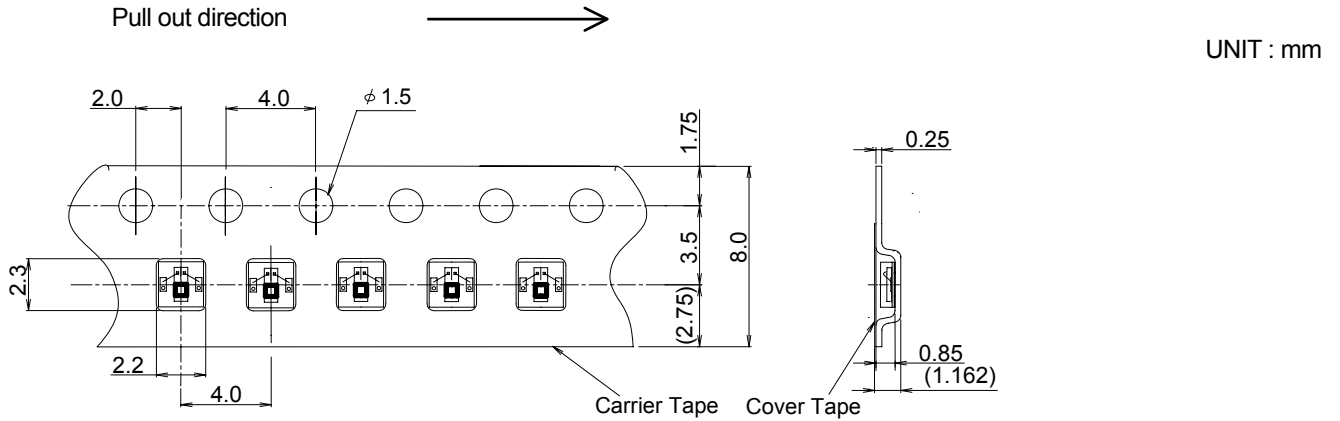
Mount the device as soon as possible after opening the envelope. In order to prevent from degradation by the moisture at the reflow process, the device is contained in damp proof packaging.

NJL6501R-3 Taping Specification

(TE1)

1. Taping Size

- 1) The material of carrier tape is styrene type plastic with carbon.
- 2) The cover tape is polyester type with electro statistically prevention.
- 3) The pull out direction of the tape is as follows.

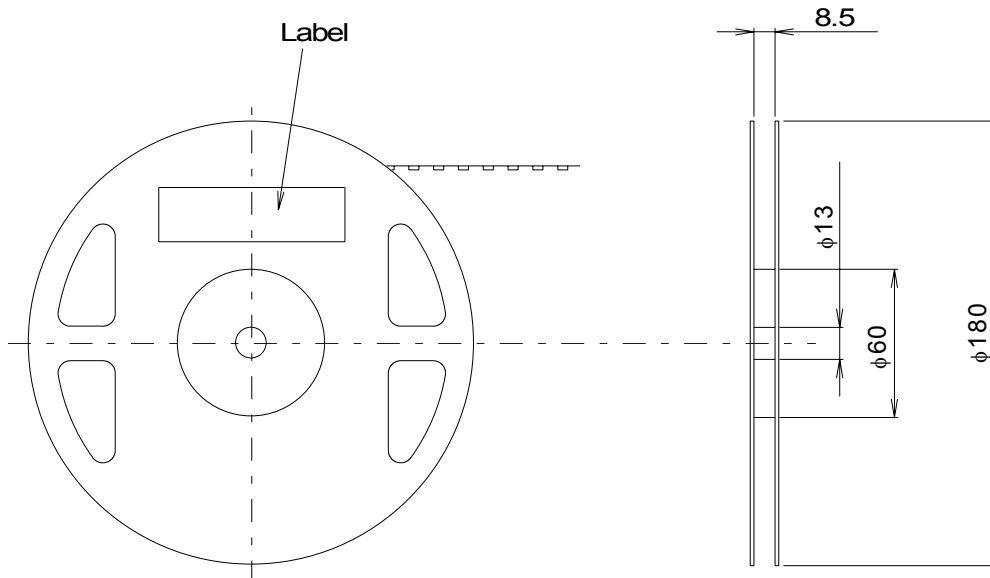


2. Taping Strength

The peeling-off strength is 20 to 70g in case the cover tape is pulled up from the carrier tape with opening angle 10 to 15 degree.

3. Packing

- 1) The taped products are rolled up on the taping reel as follows.
- 2) Rolling up specification
 - 2-1) Start rolling : Carrier tape open space is more than 20 pieces.
 - 2-2) End of rolling : Carrier tape open space is more than 20 pieces with 2 rounds of cover tape.
- 3) Taping quantity : 2,000 pieces.
- 4) Each reel is sealed in a damp proof bag with one bag of silica gel.



[CAUTION]

The specifications on this databook are only given for information, without any guarantee as regards either mistakes or omissions. The application circuits in this databook are described only to show representative usages of the product and not intended for the guarantee or permission of any right including the industrial rights.

Mouser Electronics

Authorized Distributor

Click to View Pricing, Inventory, Delivery & Lifecycle Information:

[NJR:](#)

[NJL6501R-3-TE1](#)

Компания «Life Electronics» занимается поставками электронных компонентов импортного и отечественного производства от производителей и со складов крупных дистрибьюторов Европы, Америки и Азии.

С конца 2013 года компания активно расширяет линейку поставок компонентов по направлению коаксиальный кабель, кварцевые генераторы и конденсаторы (керамические, пленочные, электролитические), за счёт заключения дистрибьюторских договоров

Мы предлагаем:

- Конкурентоспособные цены и скидки постоянным клиентам.
- Специальные условия для постоянных клиентов.
- Подбор аналогов.
- Поставку компонентов в любых объемах, удовлетворяющих вашим потребностям.
- Приемлемые сроки поставки, возможна ускоренная поставка.
- Доставку товара в любую точку России и стран СНГ.
- Комплексную поставку.
- Работу по проектам и поставку образцов.
- Формирование склада под заказчика.
- Сертификаты соответствия на поставляемую продукцию (по желанию клиента).
- Тестирование поставляемой продукции.
- Поставку компонентов, требующих военную и космическую приемку.
- Входной контроль качества.
- Наличие сертификата ISO.

В составе нашей компании организован Конструкторский отдел, призванный помогать разработчикам, и инженерам.

Конструкторский отдел помогает осуществить:

- Регистрацию проекта у производителя компонентов.
- Техническую поддержку проекта.
- Защиту от снятия компонента с производства.
- Оценку стоимости проекта по компонентам.
- Изготовление тестовой платы монтаж и пусконаладочные работы.



Тел: +7 (812) 336 43 04 (многоканальный)
Email: org@lifeelectronics.ru