



FTA series(80,100,125,150A)

FTA -80 -683 -□

① ② ③ ④



- ① Model Name
- ② Rated Current
- ③ Line to ground capacitor code: See table 1.1.

Code	Leakage Current (Input 250/500V 60Hz) (155,335 only 250/400V 60Hz)	Line to ground capacitor (nominal value)
223	1.0mA/2.0mA max	22,000pF
683	2.5mA/5.0mA max	68,000pF
104	3.5mA/7.0mA max	100,000pF
155	160mA/250mA max	1.5μF
335	320mA/500mA max	3.3μF

* When the line to ground capacitor code is different, the attenuation characteristic is different.

- ④ Option
- H: Ultra high attenuation type
"155", "335" is not applied.
- S: Hexagon socket head cap screw
(Standard type is Hexagon head screw)
- U: Improve differential mode attenuation
(Rated voltage 250V)
- G: With switch of line to ground capacitor
Only "155", "335" is applied.
- * "155" is Leakage current 160mA/250mA max when the switch state is ON (switched to "1").
50μA/80μA max when the switch state is OFF (switched to "0").
- * "335" is Leakage current 320mA/500mA max when the switch state is ON (switched to "1").
50μA/80μA max when the switch state is OFF (switched to "0").

Features of FTA series

Book type (Space-saving type)

- 1-stage filter General-purpose High-attenuation (150kHz - 1MHz)
- Selectable leakage current value, Ultra high attenuation type "155", "335" for EU
(Wye type with neutral earth system), With switch of line to ground capacitor "-G"

Specifications

No.	Items	FTA-80-683	FTA-100-683	FTA-125-683	FTA-150-683
1	Rated Voltage[V]	AC Three Phase 500 (voltage range: 528 max) *1 *2			
2	Rated Current[A]	80	100	125	150
3	Test Voltage (Terminal-Mounting Plate)	2,500 VAC (Cutoff Current = 100mA), 1minute at room temperature and humidity *3			
4	Isolation Resistance (Terminal-Mounting Plate)	500 VDC 100MΩ min at room temperature and humidity *4			
5	Leakage current 250/500V 60Hz	2.5mA/5.0mA max			
6	DC resistance	5mΩ max	4mΩ max	3mΩ max	3mΩ max
7	Safety agency approval temperatures	-25 to +85°C (Refer to Derating Curve)			
8	Operating temperature	-40 to +85°C (Refer to Derating Curve)			
9	Operating humidity	20 to 95%RH (Non condensing)			
10	Storage temperature/humidity	-40 to +85°C/20 to 95%RH (Non condensing)			
11	Vibration	10 to 55Hz, 19.6m/s ² (2G), 3min. Period, 1hour each X, Y and Z axis			
12	Impact	196.1m/s ² (20G), 11ms Once each X, Y and Z axis			
13	Safety agency approvals	UL1283, CSA C22.2 No.8 (C-UL), DIN EN60939 VDE0565 Teil3-1, ENEC			
14	Case size (without projection)	100 X 130 X 210 mm (W X H X D) (Option: -G refer to external view)			100 X 170 X 260 mm (W X H X D) (Option: -G refer to external view)
		[3.94 X 5.12 X 8.27 inches]			[3.94 X 6.69 X 10.24 inches]
15	Weight	3.1kg max			4.2kg max

*1 Only capacitor code and option "155", "335", Three Phase Δ-connection: 400 (440 max), Wye-connection: 500 (528 max)

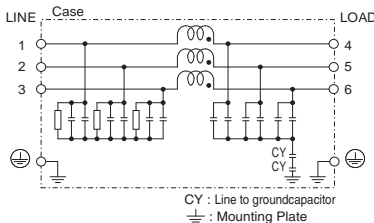
*2 Only option "U", Three Phase 250 (275 max)

*3 Only capacitor code and option "155", "335", 2,800VDC (Cutoff Current = 10mA), 1minute at room temperature and humidity.

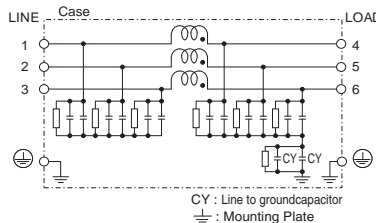
*4 Only capacitor code and option "155", "335", insulation resistance specification is deleted.

Circuit Diagram

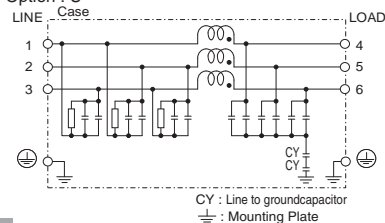
(1) Line to ground capacitor code : 223, 683, 104



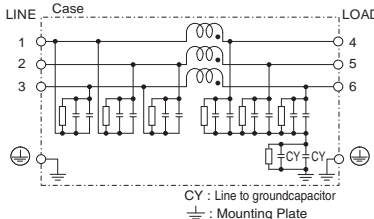
(2) Line to ground capacitor code : 155, 335



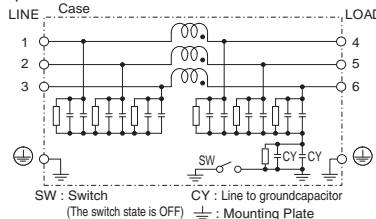
(3) Line to ground capacitor code : 223, 683, 104
Option : U



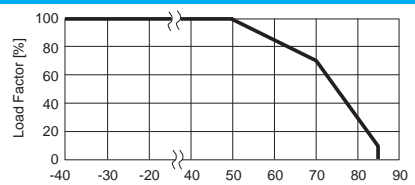
(4) Line to ground capacitor code : 155, 335
Option : U



(5) Line to ground capacitor code : 155, 335
Option : G



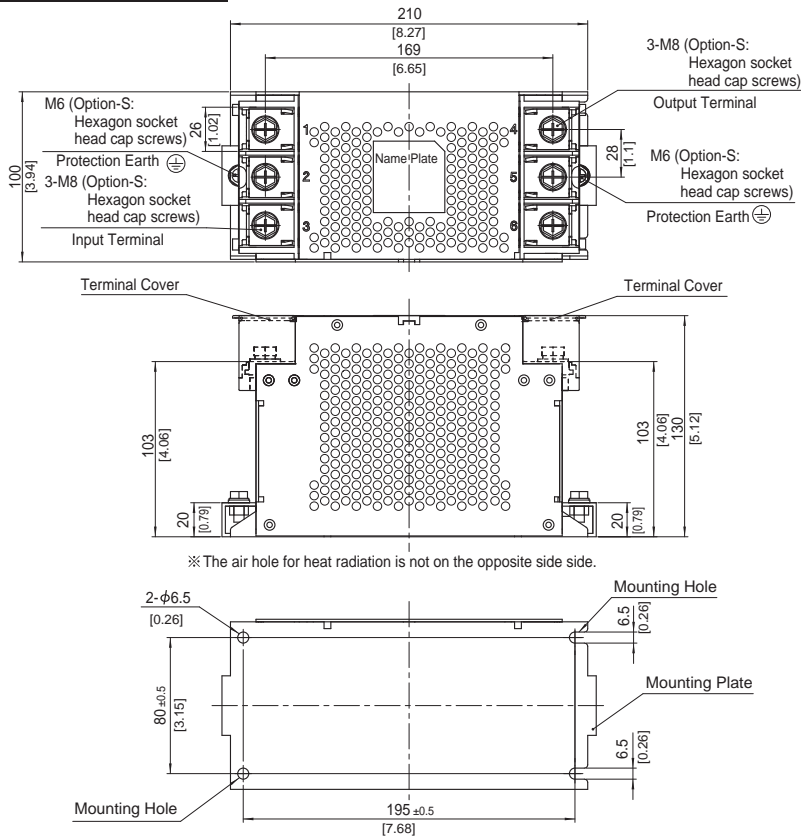
Derating Curve



* Keep free ventilation holes for cooling.

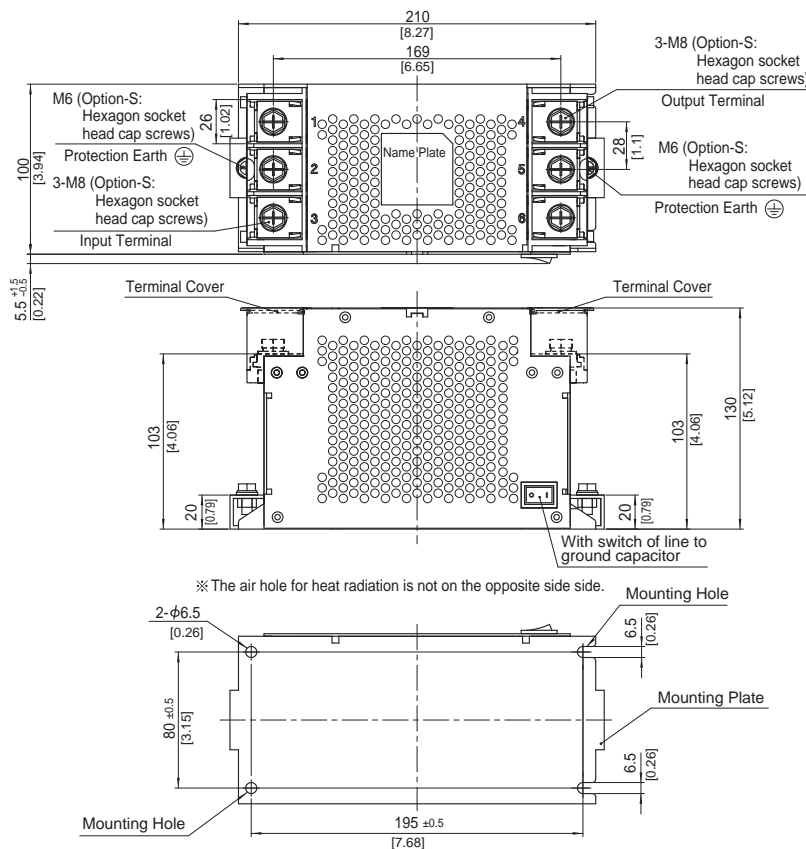
External view

FTA-80 / FTA-100 / FTA-125



- ※ Tolerance : ± 1 [± 0.04]
- ※ Weight : 3.1kg max
- ※ Mounting Plate : Aluminum $t=2.0$ [0.08]
- ※ Dimensions in mm, []=inches
- ※ Terminal block screw tightening torque
M8 : $9.2N \cdot m$ (93.9kgf \cdot cm)max
- ※ Protection Earth (PE) screw tightening torque
M6 : $5.8N \cdot m$ (59.2kgf \cdot cm)max
- ※ Can not be mounted upside-down (mounted the top surface)
- ※ Keep free ventilation holes for cooling

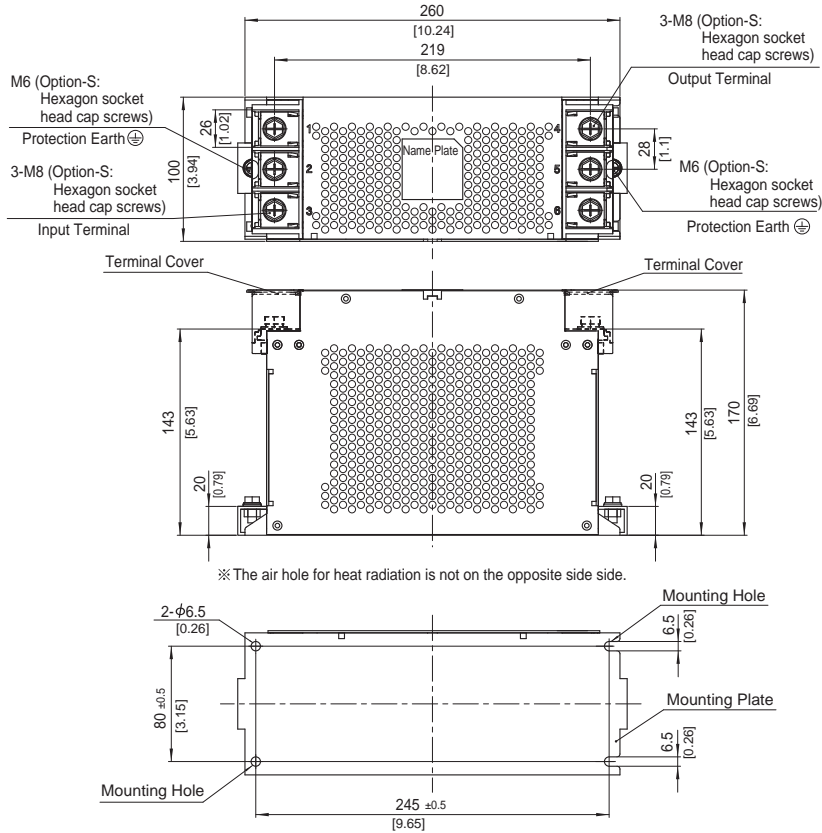
FTA-80 / FTA-100 / FTA-125 with switch of line to ground capacitor ON/OFF



- ※ Tolerance : ± 1 [± 0.04]
- ※ Weight : 3.1kg max
- ※ Mounting Plate : Aluminum $t=2.0$ [0.08]
- ※ Dimensions in mm, []=inches
- ※ Terminal block screw tightening torque
M8 : $9.2N \cdot m$ (93.9kgf \cdot cm)max
- ※ Protection Earth (PE) screw tightening torque
M6 : $5.8N \cdot m$ (59.2kgf \cdot cm)max
- ※ Can not be mounted upside-down (mounted the top surface)
- ※ Keep free ventilation holes for cooling
- ※ The switch state is OFF at shipping
- ※ Switch status ON : "I", OFF : "O"
- ※ HIGH LEAKAGE CURRENT first connect to earth

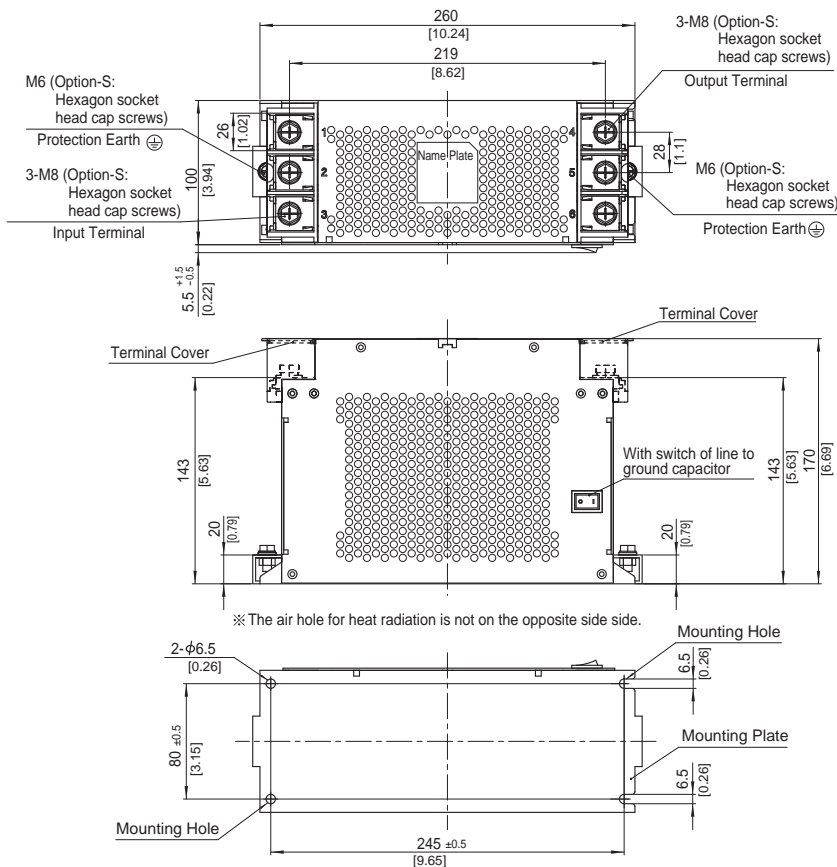
External view

FTA-150



- ※ Tolerance : ±1 [±0.04]
- ※ Weight : 4.2kg max
- ※ Mounting Plate : Aluminum t=2.0 [0.08]
- ※ Dimensions in mm, []=inches
- ※ Terminal block screw tightening torque
M8 : 9.2N · m(93.9kgf · cm)max
- ※ Protection Earth (PE) screw tightening torque
M6 : 5.8N · m(59.2kgf · cm)max
- ※ Can not be mounted upside-down
(mounted the top surface)
- ※ Keep free ventilation holes for cooling

FTA-150 with switch of line to ground capacitor ON/OFF



- ※ Tolerance : ±1 [±0.04]
- ※ Weight : 4.2kg max
- ※ Mounting Plate : Aluminum t=2.0 [0.08]
- ※ Dimensions in mm, []=inches
- ※ Terminal block screw tightening torque
M8 : 9.2N · m(93.9kgf · cm)max
- ※ Protection Earth (PE) screw tightening torque
M6 : 5.8N · m(59.2kgf · cm)max
- ※ Can not be mounted upside-down
(mounted the top surface)
- ※ Keep free ventilation holes for cooling
- ※ The switch state is OFF at shipping
- ※ Switch status ON : " | ", OFF : " O "
- ※ HIGH LEAKAGE CURRENT
first connect to earth

Mouser Electronics

Authorized Distributor

Click to View Pricing, Inventory, Delivery & Lifecycle Information:

Cosel:

[FTA-100-104](#) [FTA-100-104-H](#) [FTA-100-104-HS](#) [FTA-100-104-S](#) [FTA-100-155](#) [FTA-80-683-S](#) [FTA-80-223-H](#) [FTA-80-223-HS](#) [FTA-80-223-S](#) [FTA-80-683](#) [FTA-80-683-H](#) [FTA-80-683-HS](#) [FTA-80-104-S](#) [FTA-80-155](#) [FTA-80-155-H](#) [FTA-80-155-HS](#) [FTA-80-155-S](#) [FTA-80-223](#) [FTA-150-683-H](#) [FTA-150-683-HS](#) [FTA-150-683-S](#) [FTA-80-104](#) [FTA-80-104-H](#) [FTA-80-104-HS](#) [FTA-150-155-S](#) [FTA-150-223](#) [FTA-150-223-H](#) [FTA-150-223-HS](#) [FTA-150-223-S](#) [FTA-150-683](#) [FTA-150-104-H](#) [FTA-150-104-HS](#) [FTA-150-104-S](#) [FTA-150-155](#) [FTA-150-155-H](#) [FTA-150-155-HS](#) [FTA-100-223-S](#) [FTA-100-683](#) [FTA-100-683-H](#) [FTA-100-683-HS](#) [FTA-100-683-S](#) [FTA-150-104](#) [FTA-100-155-H](#) [FTA-100-155-HS](#) [FTA-100-155-S](#) [FTA-100-223](#) [FTA-100-223-H](#) [FTA-100-223-HS](#)

Компания «Life Electronics» занимается поставками электронных компонентов импортного и отечественного производства от производителей и со складов крупных дистрибьюторов Европы, Америки и Азии.

С конца 2013 года компания активно расширяет линейку поставок компонентов по направлению коаксиальный кабель, кварцевые генераторы и конденсаторы (керамические, пленочные, электролитические), за счёт заключения дистрибьюторских договоров

Мы предлагаем:

- Конкурентоспособные цены и скидки постоянным клиентам.
- Специальные условия для постоянных клиентов.
- Подбор аналогов.
- Поставку компонентов в любых объемах, удовлетворяющих вашим потребностям.
- Приемлемые сроки поставки, возможна ускоренная поставка.
- Доставку товара в любую точку России и стран СНГ.
- Комплексную поставку.
- Работу по проектам и поставку образцов.
- Формирование склада под заказчика.
- Сертификаты соответствия на поставляемую продукцию (по желанию клиента).
- Тестирование поставляемой продукции.
- Поставку компонентов, требующих военную и космическую приемку.
- Входной контроль качества.
- Наличие сертификата ISO.

В составе нашей компании организован Конструкторский отдел, призванный помогать разработчикам, и инженерам.

Конструкторский отдел помогает осуществить:

- Регистрацию проекта у производителя компонентов.
- Техническую поддержку проекта.
- Защиту от снятия компонента с производства.
- Оценку стоимости проекта по компонентам.
- Изготовление тестовой платы монтаж и пусконаладочные работы.



Тел: +7 (812) 336 43 04 (многоканальный)

Email: org@lifeelectronics.ru