

General Specifications

Toggles

Rockers

Pushbuttons

Illuminated PB

Programmable

Keylocks

Rotaries

Slides

Tactiles

Tilt

Touch

Indicators

Accessories

Supplement

Electrical Capacity (Resistive Load)

Switching Rating:	25mA @ 24V DC
Nonswitching Rating:	0.1A @ 50V DC

Other Ratings

	JS02 Extended Actuator	JS04 Flush Actuator
Contact Resistance:	50 milliohms maximum	50 milliohms maximum
Insulation Resistance:	100 megohms minimum @ 500V DC	100 megohms minimum @ 100V DC
Dielectric Strength:	500V AC minimum for 1 minute minimum	300V AC minimum for 1 minute minimum
Mechanical Life:	2,000 operations minimum	2,000 operations minimum
Electrical Life:	2,000 operations minimum	2,000 operations minimum
Total Travel:	.031" (0.8mm)	.026" (0.65mm)

Materials & Finishes

	JS02 Extended Actuator	JS04 Flush Actuator
Actuator:	Glass fiber reinforced polyamide	Glass fiber reinforced polyamide
Cover:	Glass fiber reinforced polyamide (UL94V-0)	Glass fiber reinforced polyamide (UL94V-0)
Base:	Glass fiber reinforced polyamide (UL94V-0)	Glass fiber reinforced polyamide (UL94V-0)
Contacts:	Beryllium copper with gold plating	Copper alloy with gold plating
Terminals:	Brass with gold plating	Brass with gold plating

Environmental Data

Operating Temp Range:	JS02 Extended Actuator: -20°C through +70°C (-4°F through +158°F) JS04 Flush Actuator: -30°C through +85°C (-22°F through +185°F)
Humidity:	90 ~ 95% humidity for 96 hours @ 40°C (104°F)
Vibration:	10 ~ 55Hz with peak-to-peak amplitude of 1.5mm traversing the frequency range & returning in 1 minute; 3 right angled directions for 2 hours
Shock:	50G (490m/s ²) acceleration (tested in 6 right angled directions, with 5 shocks in each direction)

PCB Processing

Soldering:	Reflow Soldering Recommended. See Profile A in Supplement section. Manual Soldering: See Profile A in Supplement section. Note: Switches are packaged in OFF position and should be soldered in OFF position.
Cleaning:	These devices are not process sealed. Hand clean locally using alcohol based solution.

Standards & Certifications

Flammability Standards:	UL 94V-0 rated cover & base The JS Series slides have not been tested for UL recognition or CSA certification. These switches are designed for use in a low-voltage, low-current circuit. When used as intended in a low-voltage, low-current circuit, the results do not produce hazardous energy.
--------------------------------	--

Distinctive Characteristics

Extended and flush slide actuators available.

Twin sliding contact mechanism with self-cleaning action (JS02) provides smooth actuation and produces high contact reliability.

Gold plated contacts prevent oxidation and sulfide effect and provide stable contact resistance.

Use of self-extinguishing UL94V-0 certified material in cover and base provides high arc resistance and high insulation resistance.


Gull-wing terminals ensure secure PCB mounting and prevent dislodging during vapor phase and infrared convection reflow soldering.

Terminal spacing conforms to standard PCB grid.
 For JS02: .100" (2.54mm)
 For JS04: .050" (1.27mm)

End-to-end stackable.

Packaged in tape-reel or stick-tube. Tape-reel packaging meets EIA-481-D Standard.

Coplanarity: all considered surfaces must lie between two parallel planes that are a maximum distance apart of .0059" (0.15mm). (Additional coplanarity details in Terms and Acronyms in the Supplement section.)



Actual Sizes

JS02

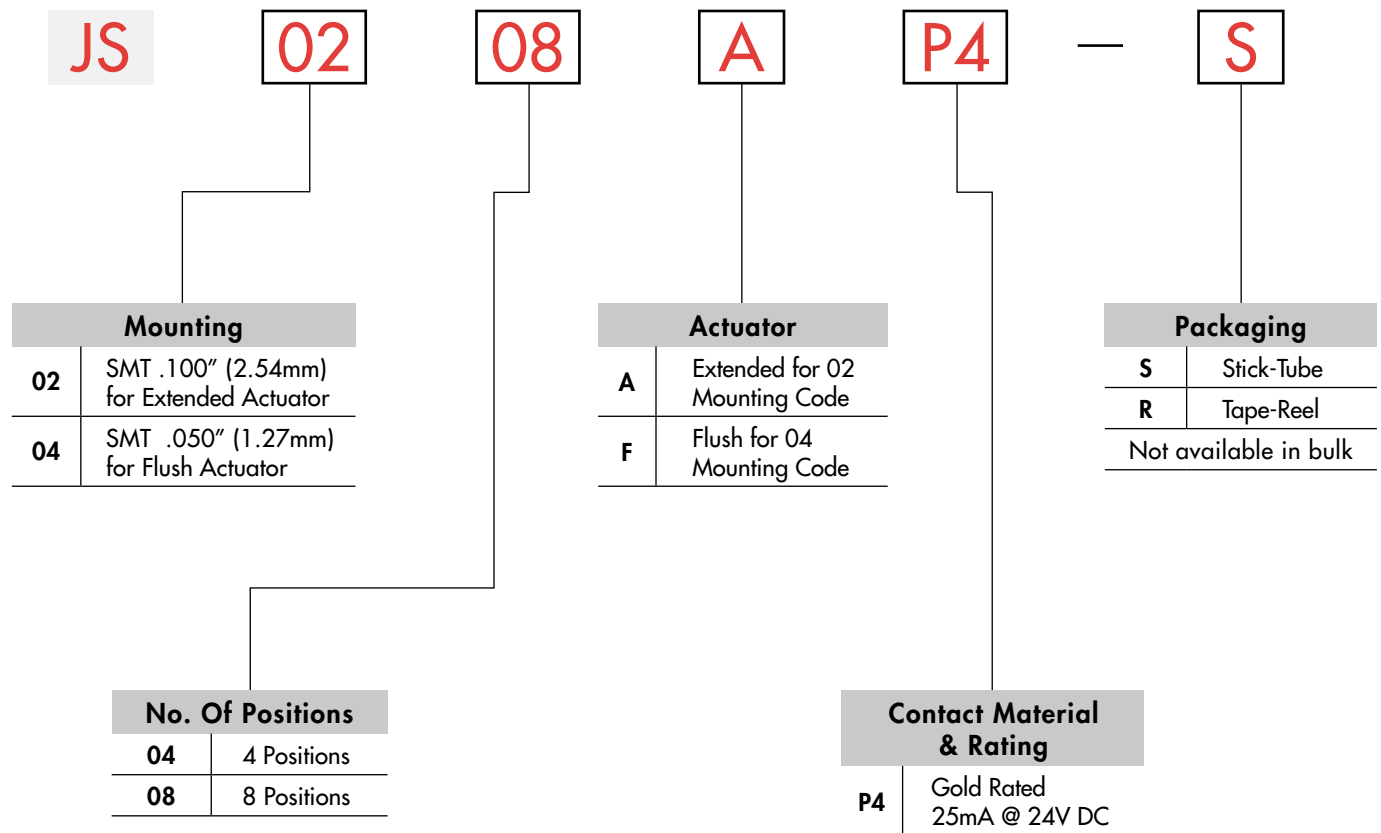


JS04




- Toggles
- Rockers
- Pushbuttons
- Illuminated PB
- Programmable
- Keylocks
- Rotaries
- H Slides**
- Tactiles
- Tilt
- Touch
- Indicators
- Accessories
- Supplement

TYPICAL SWITCH ORDERING EXAMPLE



DESCRIPTION FOR TYPICAL ORDERING EXAMPLE

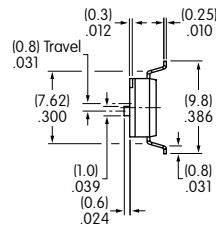
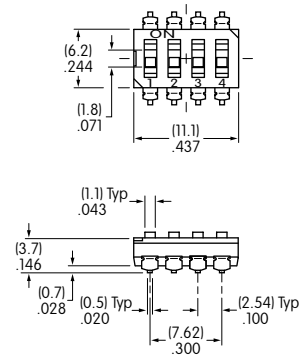
JS0208AP4-S



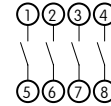
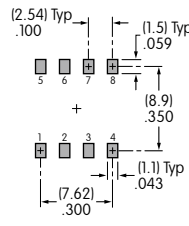
TYPICAL SWITCH DIMENSIONS

Single Pole

4 Positions • Extended Actuator



End View

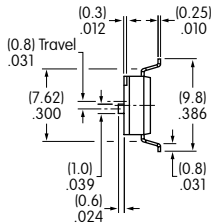
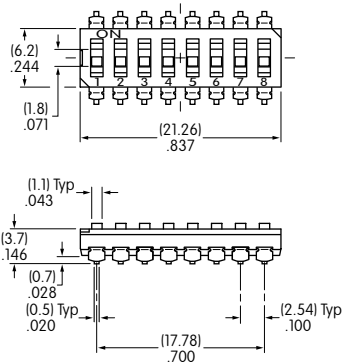


Schematic


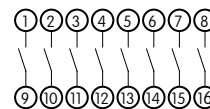
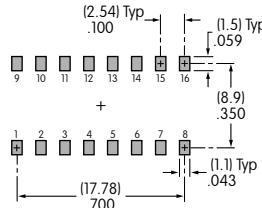
JS0204AP4

Single Pole

8 Positions • Extended Actuator



End View

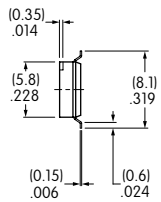
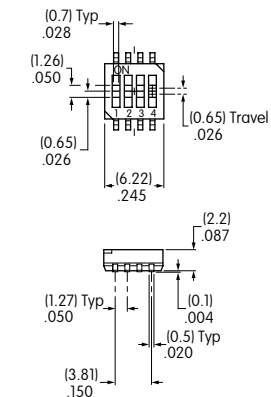


Schematic

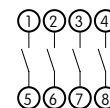
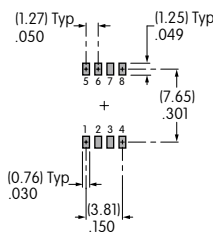
JS0208AP4

Single Pole

4 Positions • Flush Actuator



End View

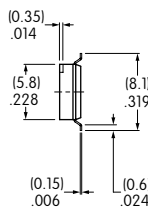
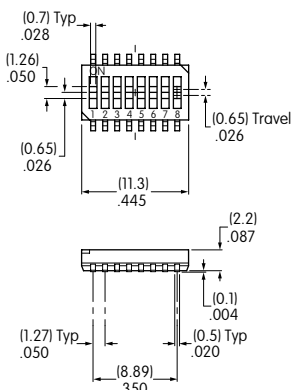


Schematic

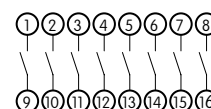
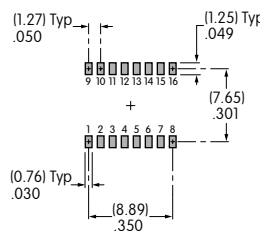
JS0404FP4

Single Pole

8 Positions • Flush Actuator



End View



Schematic

JS0408FP4

PACKAGING

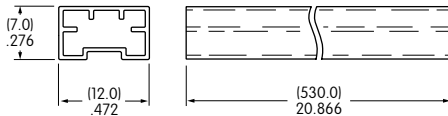
S

Stick-Tube Packaging

Switches are packaged in OFF position.
Switches are not available in bulk and must be ordered in the following increments:


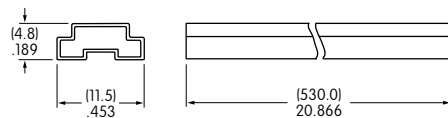
Extended Actuator

JS0204AP4-S: 46 pieces per stick-tube
JS0208AP4-S: 24 pieces per stick-tube



Flush Actuator

JS0404FP4-S: 80 pieces per stick-tube
JS0408FP4-S: 45 pieces per stick-tube



R

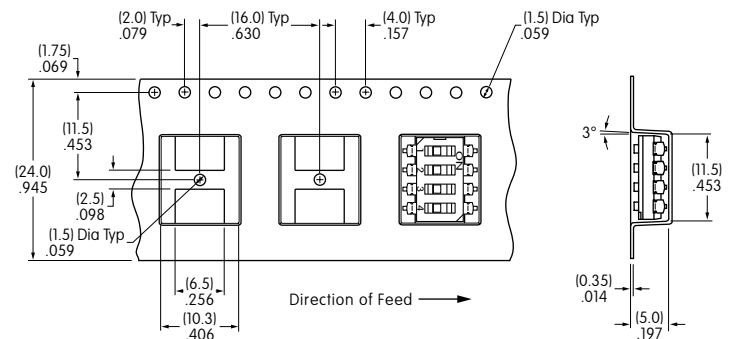
Tape-Reel Packaging for Extended Actuator

Switches are packaged in OFF position.
Switches are not available in bulk and must be ordered in the following increments:

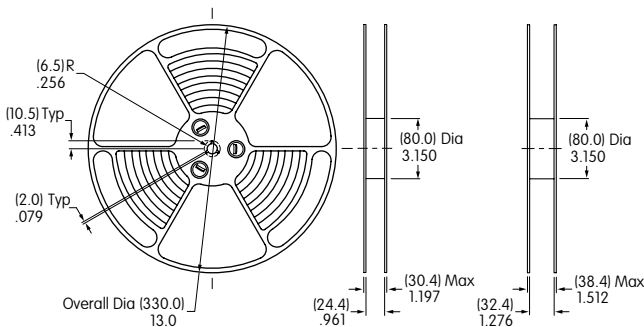
JS0204AP4-R: 500 pieces per tape-reel
JS0208AP4-R: 500 pieces per tape-reel

Minimum Leader Length: 15.75" (400mm)
Minimum Trailer Length: 6.3" (160mm)

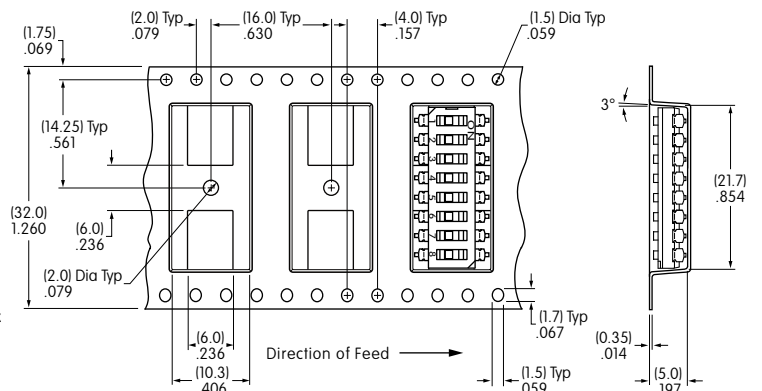
Tape-reel packaging meets EIA-481-D Standard.



Tape Dimensions for JS0204AP4-R



Reel Dimensions JS0204AP4-R JS0208AP4-R



Tape Dimensions for JS0208AP4-R

PACKAGING (CONTINUED)

R

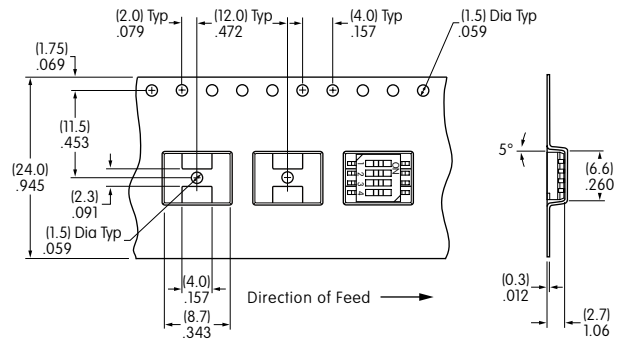
Tape-Reel Packaging for Flush Actuator

Switches are packaged in OFF position.
Switches are not available in bulk and must be ordered in the following increments:

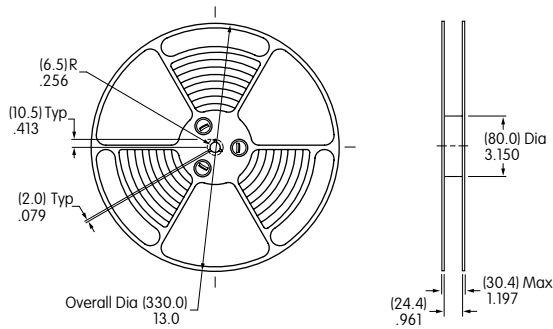
- JS0404FP4-R: 2,000 pieces per tape-reel
- JS0408FP4-R: 2,000 pieces per tape-reel

Minimum Leader Length: 15.75" (400mm)
Minimum Trailer Length: 6.3" (160mm)

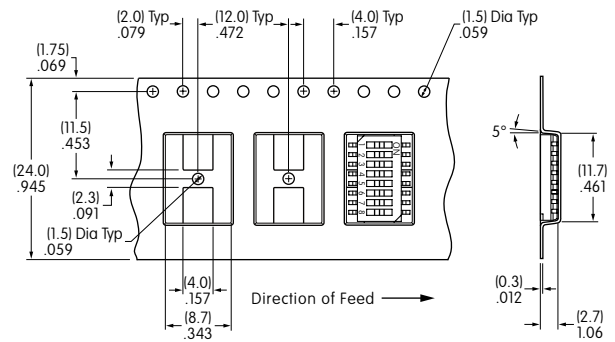
Tape-reel packaging meets EIA-481-D Standard.



Tape Dimensions for JS0404FP4-R



Reel Dimensions for JS0404FP4-R & JS0408FP4-R



Tape Dimensions for JS0408FP4-R

Toggles

Rockers

Pushbuttons

Illuminated PB

Programmable

Keylocks

Rotaries

H Slides

Tactiles

Tilt

Touch

Indicators

Accessories

Supplement

Компания «Life Electronics» занимается поставками электронных компонентов импортного и отечественного производства от производителей и со складов крупных дистрибьюторов Европы, Америки и Азии.

С конца 2013 года компания активно расширяет линейку поставок компонентов по направлению коаксиальный кабель, кварцевые генераторы и конденсаторы (керамические, пленочные, электролитические), за счёт заключения дистрибьюторских договоров

Мы предлагаем:

- Конкурентоспособные цены и скидки постоянным клиентам.
- Специальные условия для постоянных клиентов.
- Подбор аналогов.
- Поставку компонентов в любых объемах, удовлетворяющих вашим потребностям.
- Приемлемые сроки поставки, возможна ускоренная поставка.
- Доставку товара в любую точку России и стран СНГ.
- Комплексную поставку.
- Работу по проектам и поставку образцов.
- Формирование склада под заказчика.
- Сертификаты соответствия на поставляемую продукцию (по желанию клиента).
- Тестирование поставляемой продукции.
- Поставку компонентов, требующих военную и космическую приемку.
- Входной контроль качества.
- Наличие сертификата ISO.

В составе нашей компании организован Конструкторский отдел, призванный помогать разработчикам, и инженерам.

Конструкторский отдел помогает осуществить:

- Регистрацию проекта у производителя компонентов.
- Техническую поддержку проекта.
- Защиту от снятия компонента с производства.
- Оценку стоимости проекта по компонентам.
- Изготовление тестовой платы монтаж и пусконаладочные работы.



Тел: +7 (812) 336 43 04 (многоканальный)

Email: org@lifeelectronics.ru