



Cree Performance XHP50 LED Module

Power of Cree XHP Series in Standard and Custom LED modules

Data Sheet

Illumination Accelerated

Design Faster – use standard, UL-listed modules

Superior Performance & Cost – top flux bin LEDs at competitive prices

Thermal Interface Included – pre-installed to simplify assembly

Add Standard Optics – configured for off-the-shelf optics

Primary Applications



High Mast	Canopy
Streetlight	Garage
Stadium	Portable
Architectural	High bay



Superior Performance in Standard & Custom Modules

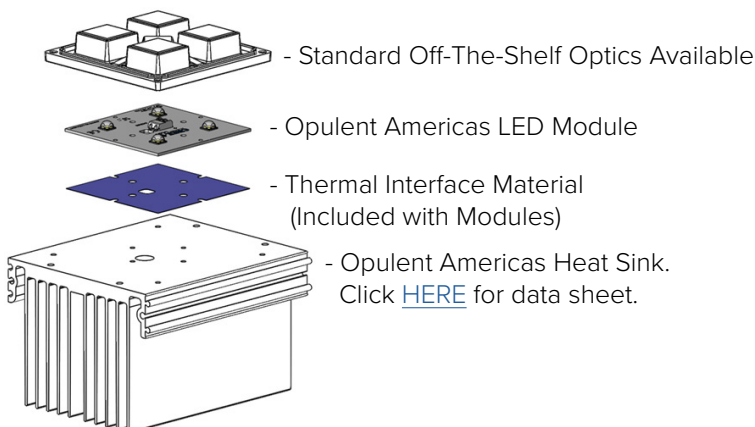
- Market leading L90 & L70 lifetimes, even in high stress conditions
- 70, 80, and 90 CRI LEDs available
- Metal core PCB for optimal thermal management
- Configurable with off the shelf optics, and heat sinks
- Private label or custom designs available

Simplify Your Next Design

The Cree performance modules, built with Cree SC5 technology, are an off-the-shelf platform to rapidly move from prototype to finished LED lighting fixture. These versatile building blocks are UL-listed and include Cree XHP35, XHP50 & XHP70 LEDs in square, linear or rectangle formats. The thermal interface is already installed with easy to use connectors to help simplify the lighting design and get to market faster. These competitively priced modules come in a range of lumen outputs and can achieve both DLC Premium or DLC Standard lumens per watt specifications.

Integrate Further

Opulent Americas also offers standard heat sinks and fully assembled IP-rated modules.



About Opulent Americas

Opulent Americas, part of Singapore based Opulent Group, is a fully integrated, global manufacturer for the lighting, automotive and medical industries. Through 30 years of manufacturing experience and state-of-the-art facilities, the company offers leading solid state lighting components and modules. The NC-based office provides quick engineering & sales support with an R&D lab to provide prototype development and custom solutions. See Opulent-Americas.com for more information.



XHP50 Series Specifications

Product Selection Table

Configuration	LED Layout	Part Number	CCT	CRI	Binning	Luminous Flux (lm)		Efficacy Nominal (lm/W)	Watts (W)	
						Nominal	Max		Nominal	Max
Square ⁽¹⁾	Single	XHP50A-0S-01-0D0HH227G	2700K	80	3-Step	900	1665	112	8	18
Square ⁽¹⁾	Single	XHP50A-0S-01-0D0BH430E	3000K	70	5-Step	970	1795	121	8	18
Square ⁽¹⁾	Single	XHP50A-0S-01-0D0BJ440E	4000K	70	5-Step	1120	2072	139	8	18
Square ⁽¹⁾	Single	XHP50A-0S-01-0D0BJ450E	5000K	70	5-Step	1120	2072	139	8	18
Square ⁽¹⁾	Single	XHP50A-0S-01-0D0BJ40E2	5700K	70	ANSI	1120	2072	139	8	18
Linear ⁽¹⁾	1x2	XHP50A-0L-02-0D0HH227G	2700K	80	3-Step	1800	3330	112	16	36
Linear ⁽¹⁾	1x2	XHP50A-0L-02-0D0BH430E	3000K	70	5-Step	1940	3589	121	16	36
Linear ⁽¹⁾	1x2	XHP50A-0L-02-0D0BJ440E	4000K	70	5-Step	2240	4145	139	16	36
Linear ⁽¹⁾	1x2	XHP50A-0L-02-0D0BJ450E	5000K	70	5-Step	2240	4145	139	16	36
Linear ⁽¹⁾	1x2	XHP50A-0L-02-0D0BJ40E2	5700K	70	ANSI	2240	4145	139	16	36
Linear ⁽¹⁾	1x3	XHP50A-0L-03-0D0HH227G	2700K	80	3-Step	2700	4995	112	24	54
Linear ⁽¹⁾	1x3	XHP50A-0L-03-0D0BH430E	3000K	70	5-Step	2910	5384	121	24	54
Linear ⁽¹⁾	1x3	XHP50A-0L-03-0D0BJ440E	4000K	70	5-Step	3360	6217	139	24	54
Linear ⁽¹⁾	1x3	XHP50A-0L-03-0D0BJ450E	5000K	70	5-Step	3360	6217	139	24	54
Linear ⁽¹⁾	1x3	XHP50A-0L-03-0D0BJ40E2	5700K	70	ANSI	3360	6217	139	24	54
Linear ⁽¹⁾	1x4	XHP50A-0L-04-0D0HH227G	2700K	80	3-Step	3600	6660	112	32	72
Linear ⁽¹⁾	1x4	XHP50A-0L-04-0D0BH430E	3000K	70	5-Step	3880	7178	121	32	72
Linear ⁽¹⁾	1x4	XHP50A-0L-04-0D0BJ440E	4000K	70	5-Step	4480	8290	139	32	72
Linear ⁽¹⁾	1x4	XHP50A-0L-04-0D0BJ450E	5000K	70	5-Step	4480	8290	139	32	72
Linear ⁽¹⁾	1x4	XHP50A-0L-04-0D0BJ40E2	5700K	70	ANSI	4480	8290	139	32	72
Square ⁽¹⁾	2x2	XHP50A-0S-04-0D0HH227G	2700K	80	3-Step	3600	6660	112	32	72
Square ⁽¹⁾	2x2	XHP50A-0S-04-0D0BH430E	3000K	70	5-Step	3880	7178	121	32	72
Square ⁽¹⁾	2x2	XHP50A-0S-04-0D0BJ440E	4000K	70	5-Step	4480	8290	139	32	72
Square ⁽¹⁾	2x2	XHP50A-0S-04-0D0BJ450E	5000K	70	5-Step	4480	8290	139	32	72
Square ⁽¹⁾	2x2	XHP50A-0S-04-0D0BJ40E2	5700K	70	ANSI	4480	8290	139	32	72

⁽¹⁾ Product performance at 700mA T_j = 85°C.

⁽²⁾ Cree XLamp XHP50 LED order codes specify only a minimum flux bin and not a maximum. Opulent Americas may ship modules in flux bins higher than the minimum specified by the order code without advance notice. Shipments will always adhere to the chromaticity bin restrictions specified by the order code.



XHP50 Series Specifications

Order Code Formatting



XHP50 Series Specifications

Electrical Characteristics

Part Number	Forward Voltage (v)		Typical Thermal Resistance - Junction to Solder Point (°C/W) RTh J-HS
	Typical	Maximum	
XHP50A-0S-01-x	11.5	12.6	1.2
XHP50A-0L-02-x	23	25.2	1.2
XHP50A-0L-03-x	34.5	37.8	1.2
XHP50A-0L-04-x	46	50.4	1.2
XHP50A-0S-04-x	46	50.4	1.2

Intended for connection to a class 2 power source with a maximum operating voltage of 50 Vdc

Maximum Ratings

Part Number	DC Current (A)	Tsp Temp (°C)	Power (W)
XHP50A-0S-01-x	1.5	105	19
XHP50A-0L-02-x	1.5	105	38
XHP50A-0L-03-x	1.5	105	57
XHP50A-0L-04-x	1.5	105	76
XHP50A-0S-04-x	1.5	105	76

Relative Flux Vs Board Current (TJ = 85°C)



XHP50 Series Specifications

Spatial Distribution



Performance Groups – Chromaticity

Binning	CCT	X	Y
ANSI	5700K	0.3207	0.3462
		0.3376	0.3616
		0.3366	0.3369
		0.3222	0.3243

Binning	CCT	Center Point		Major Axis		Rotation Angle (°)
		X	Y	a	b	
5-Step	5000K	0.3447	0.3553	0.01400	0.00520	65.0
5-Step	4000K	0.3818	0.3797	0.001420	0.00550	61.5
5-Step	3000K	0.4338	0.4030	0.01390	0.00680	53.2
3-Step	2700K	0.4577	0.4099	0.01350	0.00700	48.5

XHP50 Series Specifications

Standard White Chromaticity Regions Plotted On The CIE 1931 Curve



XHP50 Series Specifications

Thermal Interface Properties

Property	Test Method	Value	Unit
Color	-	Blue	-
Thickness	ASTM D374	0.3	mm
Construction	-	Silicone / Ceramic	-
Temperature Range	EN344	-50-200	°C
Breakdown Voltage	ASTM D149	>8.0	Kv/mm
Flame Rating	UL94	V-0	-
Thermal Conductivity	ASTM D5470	3.0	W/m-K

Intended for connection to a class 2 power source with a maximum operating voltage of 50 Vdc
 Note: Release liner must be removed for proper thermal performance. Do not remove thermal Interface Material.

Board Material Properties

Property	Value	Unit
Solder Mask Color	White	-
Thickness	.062	in
Construction	AL	-
Temperature	130	°C
Flame Rating	V-0	-
Copper Thickness	2	oz



XHP50 Series Specifications

Opulent Americas Square 1 LED XHP50 Module



Schematic



1. Single Poke-In Connectors accept 22-26 AWG solid or stranded wire
2. Recommended Mounting Hardware: 6x M3-.5 Socket Head Cap Screws

XHP50 Series Specifications

Opulent Americas Linear 2 LED XHP50 Module



Schematic



1. Single Poke-In Connectors accept 18-24 AWG solid or stranded wire
2. Recommended Mounting Hardware: 4x M3-5 Socket Head Cap Screws

XHP50 Series Specifications

Opulent Americas Linear 3 LED XHP50 Module



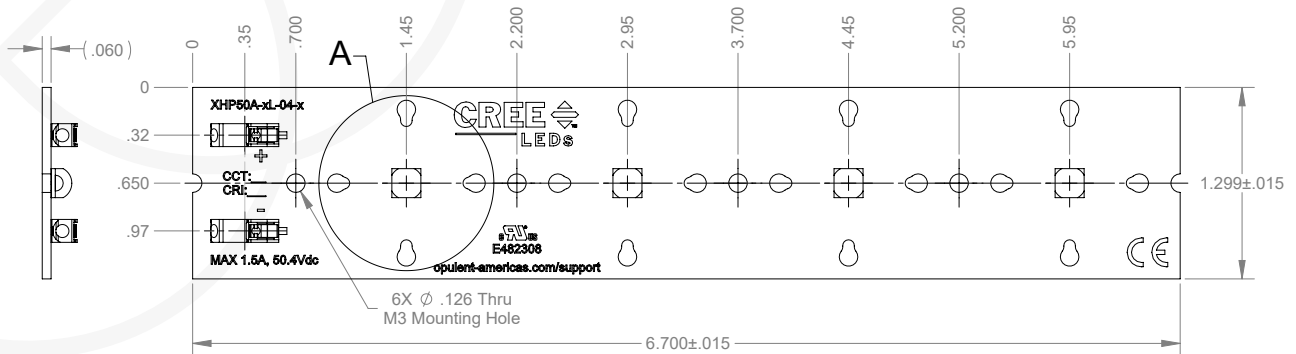
Schematic



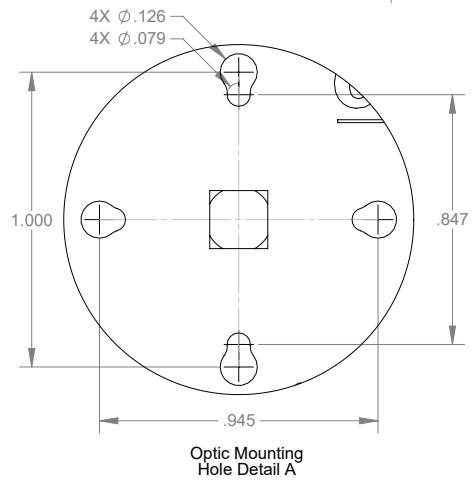
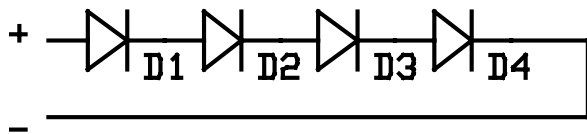
1. Single Poke-In Connectors accept 18-24 AWG solid or stranded wire
2. Recommended Mounting Hardware: 5x M3-5 Socket Head Cap Screws

XHP50 Series Specifications

Opulent Americas Linear 4 LED XHP50 Module



Schematic



1. Single Poke-In Connectors accept 18-24 AWG solid or stranded wire
2. Recommended Mounting Hardware: 6x M3-5 Socket Head Cap Screws

XHP50 Series Specifications

Opulent Americas Square 4 LED XHP50 Module



Schematic



1. Dual Poke-In Connectors accept 18-24 AWG solid or stranded wire
2. Recommended Mounting Hardware: 4x M3-5 Socket Head Cap Screws

Компания «Life Electronics» занимается поставками электронных компонентов импортного и отечественного производства от производителей и со складов крупных дистрибьюторов Европы, Америки и Азии.

С конца 2013 года компания активно расширяет линейку поставок компонентов по направлению коаксиальный кабель, кварцевые генераторы и конденсаторы (керамические, пленочные, электролитические), за счёт заключения дистрибьюторских договоров

Мы предлагаем:

- Конкурентоспособные цены и скидки постоянным клиентам.
- Специальные условия для постоянных клиентов.
- Подбор аналогов.
- Поставку компонентов в любых объемах, удовлетворяющих вашим потребностям.
- Приемлемые сроки поставки, возможна ускоренная поставка.
- Доставку товара в любую точку России и стран СНГ.
- Комплексную поставку.
- Работу по проектам и поставку образцов.
- Формирование склада под заказчика.
- Сертификаты соответствия на поставляемую продукцию (по желанию клиента).
- Тестирование поставляемой продукции.
- Поставку компонентов, требующих военную и космическую приемку.
- Входной контроль качества.
- Наличие сертификата ISO.

В составе нашей компании организован Конструкторский отдел, призванный помогать разработчикам, и инженерам.

Конструкторский отдел помогает осуществить:

- Регистрацию проекта у производителя компонентов.
- Техническую поддержку проекта.
- Защиту от снятия компонента с производства.
- Оценку стоимости проекта по компонентам.
- Изготовление тестовой платы монтаж и пусконаладочные работы.



Тел: +7 (812) 336 43 04 (многоканальный)
Email: org@lifeelectronics.ru