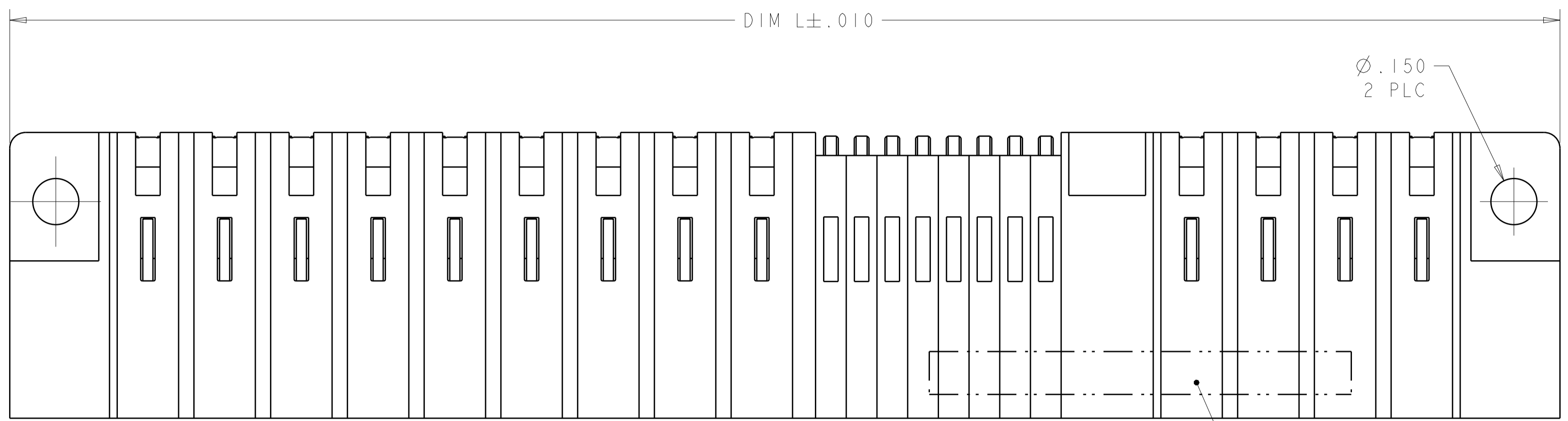
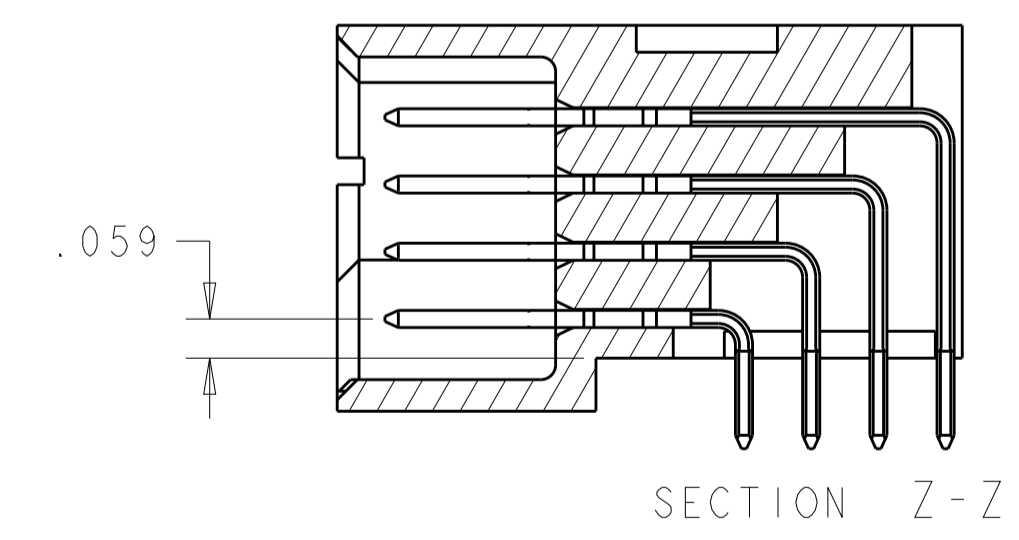
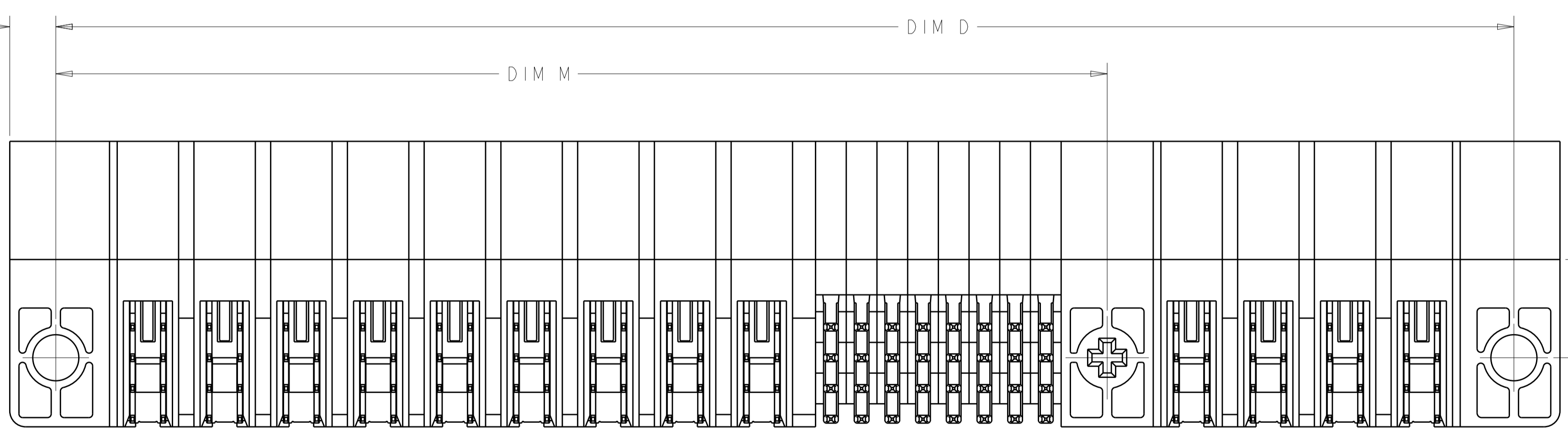
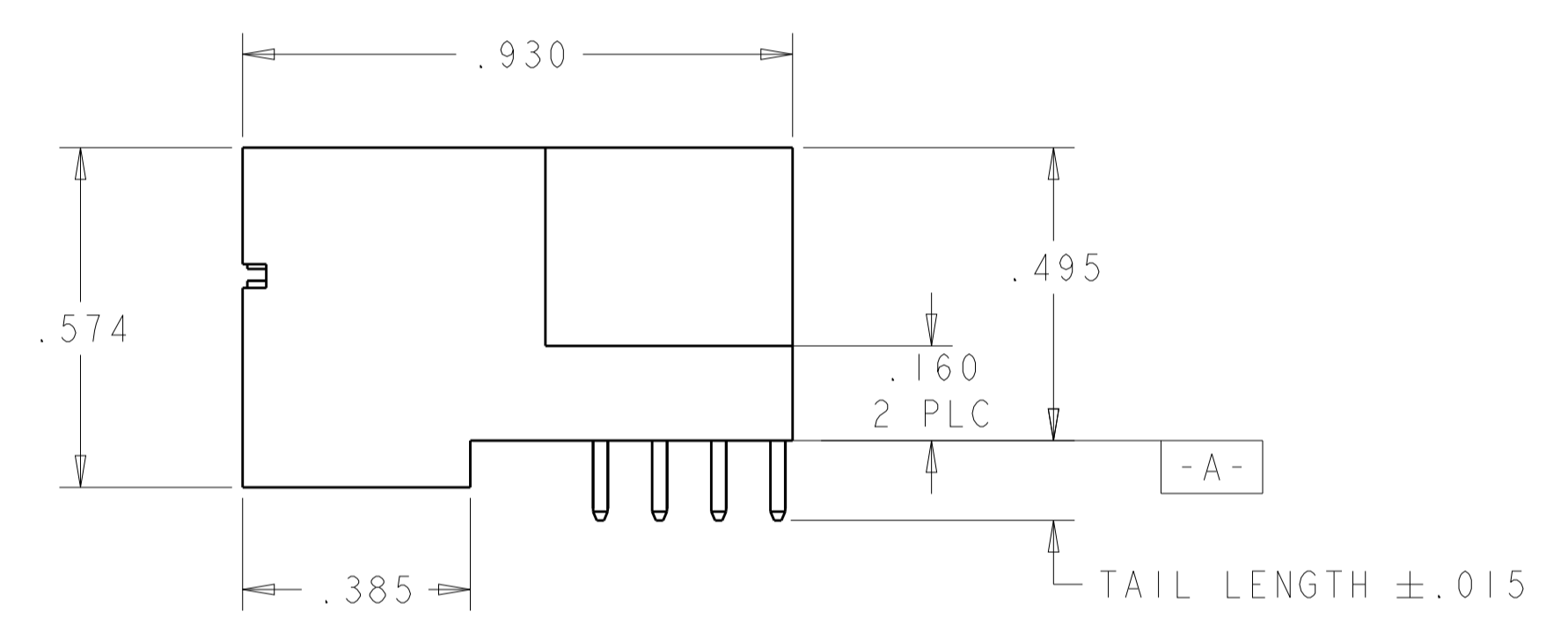
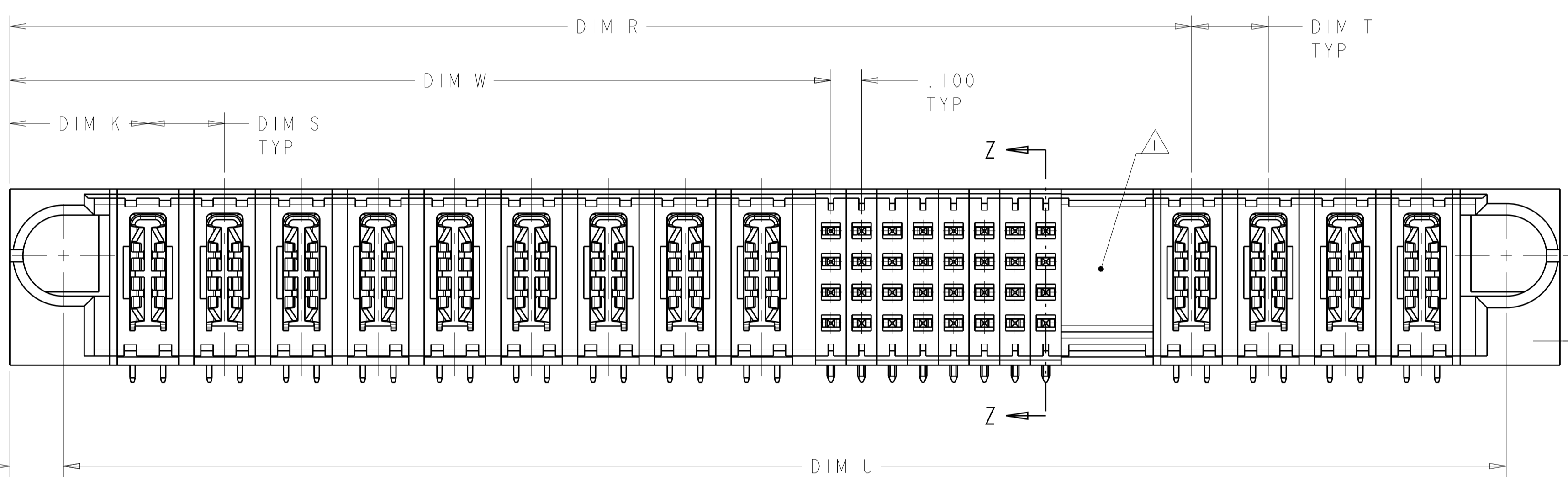


LOC	DIST	REVISIONS					
GP	00	P	LTN	DESCRIPTION	DATE	DMN	APVD
		D2		ADDED NEW DASH NUMBER -13	02NOV2009	IL	SY
		E		REV PER ECR-09-024231	06NOV2009	IL	SY
		E1		REV PER ECR-09-025057	16NOV2009	IL	SY



- 1 OPTIONAL CENTER MODULE WITH Ø.150 THRU HOLE OR HOLD DOWN FEATURE.
- 2 "AMP", PART NUMBER, AND DATE CODE TO BE MARKED IN AREA SHOWN.
- 3 MATERIAL: HOUSING - GLASS FILLED HIGH TEMP THERMO PLASTIC, UL94 V-0, BLACK
 SIGNAL CONTACT - COPPER ALLOY
 POWER CONTACT - HIGH CONDUCTIVITY COPPER ALLOY
- 4 CONTACT PLATING: NOBLE METAL PLATING ON CONTACT FUNCTIONAL AREA OF POWER AND SIGNAL CONTACTS
- 5 MECHANICAL CONNECTOR KEEP OUT ZONE.
- 6 DATUM AND BASIC DIMENSIONS ESTABLISHED BY CUSTOMER.
- 7 PCB - ALL HOLE DIAMETERS ARE FINISHED HOLE SIZES.
- 8 PCB - .0453 +/- .0010 DRILLED HOLES PLATES WITH .0003 MIN Sn OVER .001 TO .003 PLATING TO ACHIEVE A .040 DIA. HOLE.
- 9 VARIABLE DIMENSION SHOW ON VIEW (SHEET 4,5).



<small>THIS DRAWING IS UNPUBLISHED. RELEASED FOR PUBLICATION BY TYCO ELECTRONICS CORPORATION. ALL RIGHTS RESERVED.</small>		DWN: R. GRZYBOWSKI CHK: M. PERCHERKE APVD: M. PERCHERKE	30MAR05 30MAR05 NAME: RIGHT ANGLE HEADER W/GUIDES ASSEMBLY PRODUCT SPEC: MULTI-BEAM XL	Tyco Electronics Corporation Harrisburg, PA 17105-3608
DIMENSIONS: INCHES	TOLERANCES UNLESS OTHERWISE SPECIFIED: 0 PLC ±. 1 PLC ±.01 2 PLC ±.005 3 PLC ±.002 4 PLC ±.002 ANGLES ±.7° FINISH:	APVD: M. PERCHERKE PRODUCT SPEC: 108-1973 APPLICATION SPEC: 114-13038 WEIGHT:	SIZE: A CAGE CODE: 00779 DRAWING NO: 6450320	RESTRICTED TO:
MATERIAL: 3		FINISH: 4		CUSTOMER DRAWING SCALE: 4:1 SHEET 1 OF 7 REV: E2

THIS DRAWING IS UNPUBLISHED. RELEASED FOR PUBLICATION 20
 © COPYRIGHT 20 BY TYCO ELECTRONICS CORPORATION. ALL RIGHTS RESERVED.

LOC	DIST	REVISIONS			
P	LTN	DESCRIPTION	DATE	DMN	APVD
-	-	SEE SHEET 1	-	-	-

①2

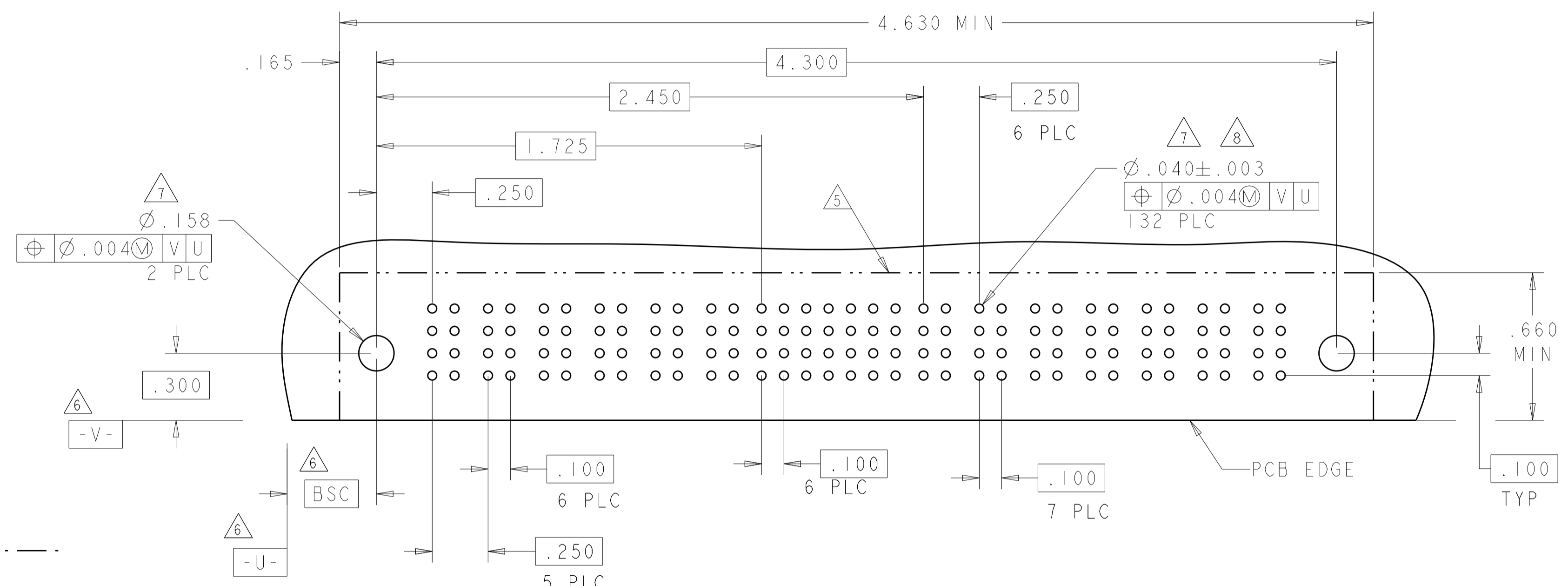
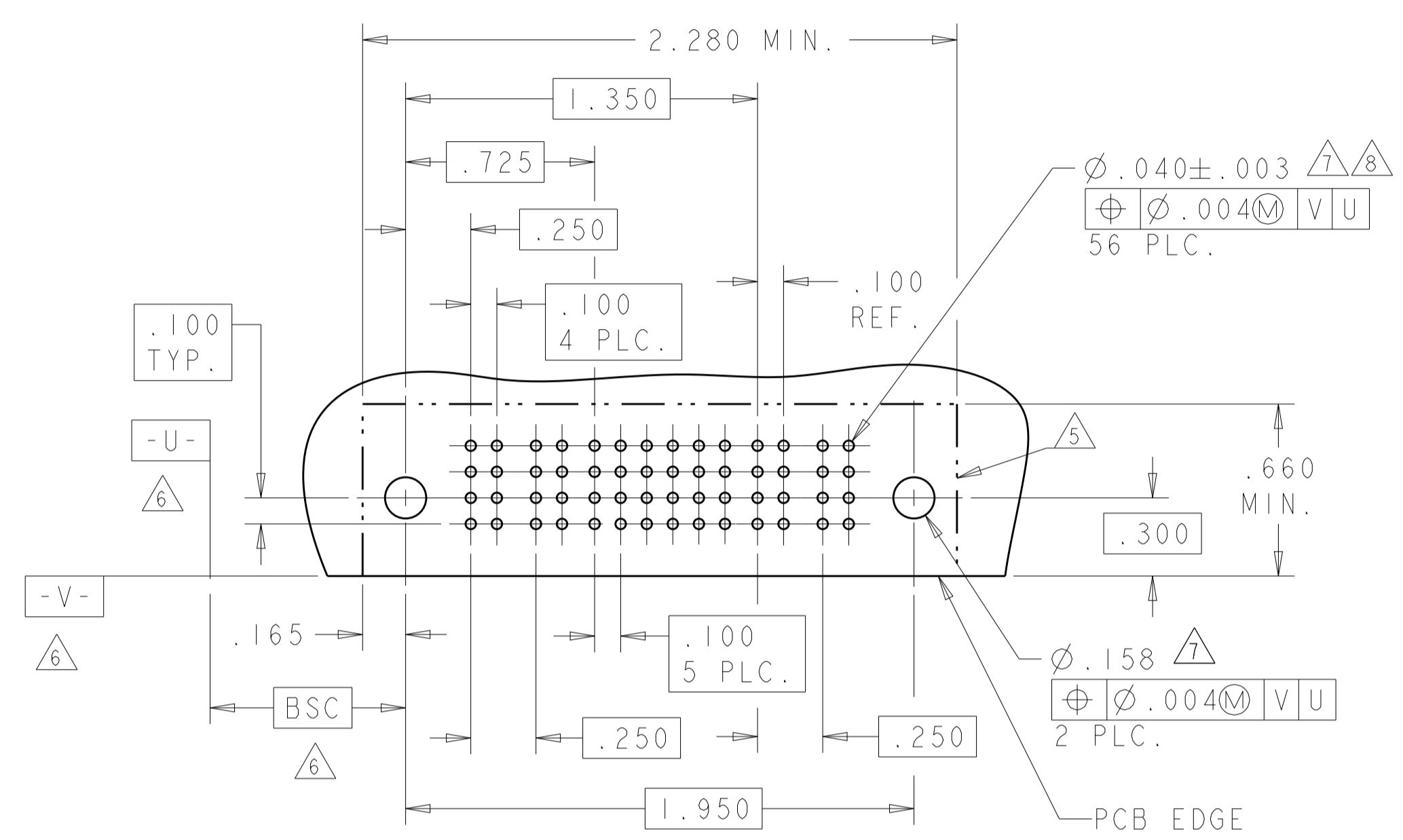
3.700	.250	.250	2.850	1.375	3.750	-	4.050	.450	4P + 56S + 4P	1-6450320-3
2.400	.200	.200	2.100	0.825	2.450	-	2.750	.450	2P + 48S + 2P	1-6450320-2
2.900	.250	.250	2.050	1.375	2.950	-	3.250	.450	4P + 24S + 4P	1-6450320-1
5.500	.300	\triangle	3.175	2.525	5.550	-	5.850	.475	7ACP + 20S + 4ACP + 5P	1-6450320-0
2.300	.250	.250	1.700	1.175	2.350	-	2.650	.450	3P + 16S + 3P	6450320-9
2.750	\triangle	.200	1.450	1.175	2.800	-	3.100	.450	2P + 1ACP + 8S + 7HDP	6450320-8
4.500	.250	.250	2.900	2.125	4.550	-	4.850	.450	7P + 28S + 7P	6450320-5
4.250	.250	.250	2.650	1.875	4.300	-	4.600	.450	6P + 28S + 7P	6450320-4
2.500	.250	.300	1.800	1.125	2.550	-	2.850	.450	3P + 24S + 3ACP	6450320-2
1.900	.250	.250	1.550	0.875	1.950	-	2.250	.450	2P + 24S + 2P	6450320-1
DIM U	S	T	R	W	D	M	L	K	DESCRIPTION	PART NUMBER

<small>THIS DRAWING IS UNPUBLISHED. RELEASED FOR PUBLICATION 20 © COPYRIGHT 20 BY TYCO ELECTRONICS CORPORATION. ALL RIGHTS RESERVED.</small>		DWN R. GRZYBOWSKI CHK M. PERCHERKE	30MAR05 30MAR05		Tyco Electronics Corporation Harrisburg, PA 17105-3608
DIMENSIONS: INCHES	TOLERANCES UNLESS OTHERWISE SPECIFIED: 0 PLC ±. 1 PLC ±.01 2 PLC ±.01 3 PLC ±.005 4 PLC ±.0020 ANGLES ±.020	APVD M. PERCHERKE	NAME 30MAR05	PRODUCT SPEC 108-1973	APPLICATION SPEC 114-13038
	FINISH	WEIGHT -	SIZE A1	CAGE CODE 00779	DRAWING NO 6450320
MATERIAL -		CUSTOMER DRAWING		SCALE 4:1	SHEET 2 OF 7
					REV E2

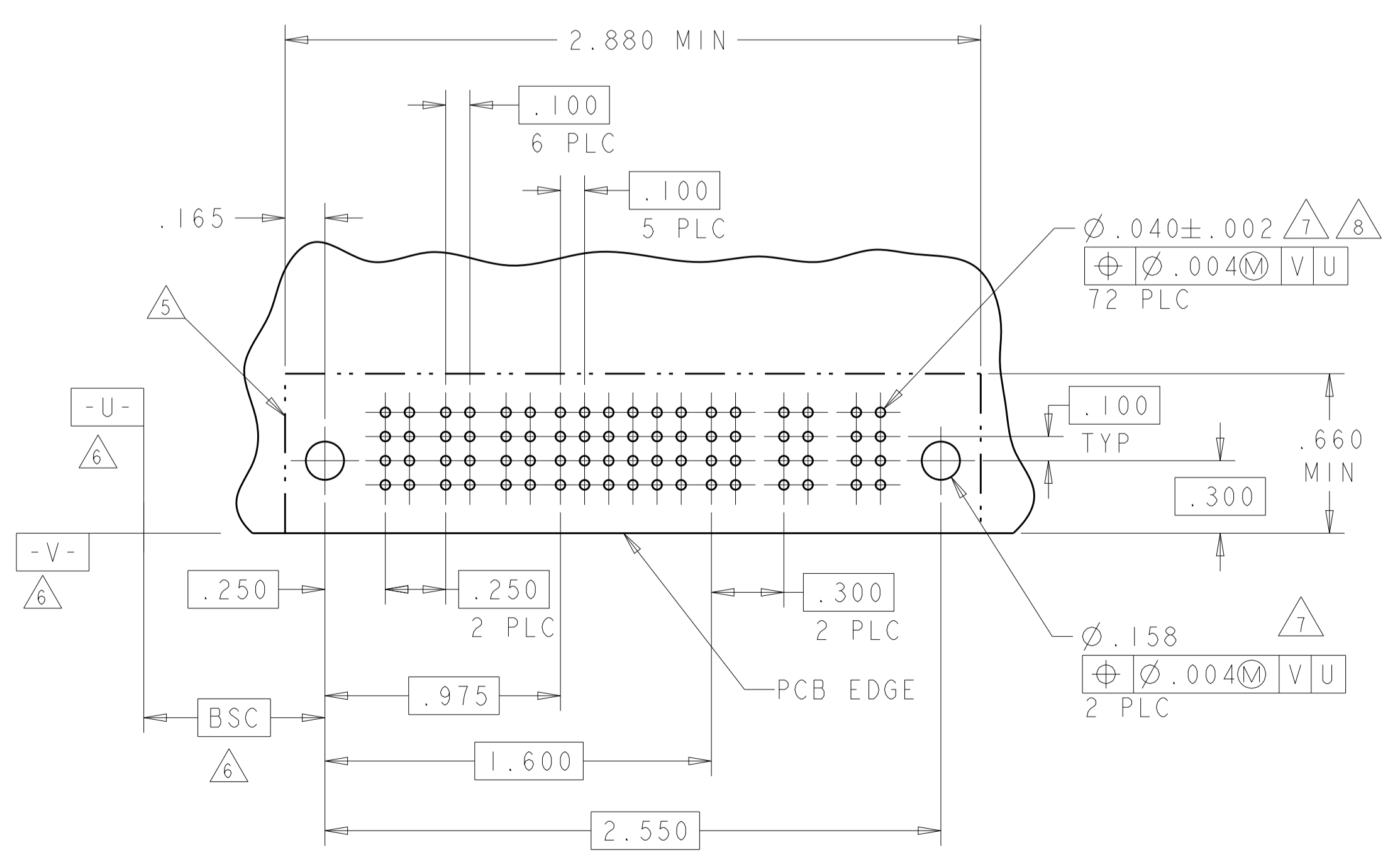
LOC	DIST	REV	DATE	APP'D
GP	00			
P LTH		REVISIONS		
-		DESCRIPTION	DATE	APP'D
-		SEE SHEET 1	-	-

PART NUMBER	ROWS	POWER		SIGNAL						POWER			
		P1	P2	1	2	3	4	5	6	P3	P4		
6450320-1	D C B A	PM	PM	J	J	J	J	J	J	PM	PM		
				K	K	K	K	K	K				
				N	N	N	N	N	N				
				S	S	S	S	S	S				
2P + 24S + 2P													

PART NUMBER	ROWS	POWER						SIGNAL							POWER						
		P1	P2	P3	P4	P5	P6	1	2	3	4	5	6	7	P7	P8	P9	P10	P11	P12	P13
6450320-4	D C B A	PM	PM	PM	PM	PM	PM	J	J	J	J	J	J	PM	PM	PM	PM	PM	PM	PM	
								K	K	K	K	K	K								
								N	N	N	N	N	N								
		S	S	S	S	S	S														
6P + 28S + 7P																					



PART NUMBER	ROWS	POWER			SIGNAL						POWER		
		P1	P2	P3	1	2	3	4	5	6	P4	P5	P6
6450320-2	D C B A	PM	PM	PM	J	J	J	J	J	J	PM	PM	PM
					K	K	K	K	K	K			
					N	N	N	N	N	N			
				S	S	S	S	S	S				
3P + 24S + 3ACP													



CODE	MATING SEQUENCE	TAIL LENGTH	ROW
Z	STD	.090	D
Y	STD	.090	C
R	STD	.090	B
O	STD	.090	A
J	STD	.135	D
K	STD	.135	C
N	STD	.135	B
S	STD	.135	A

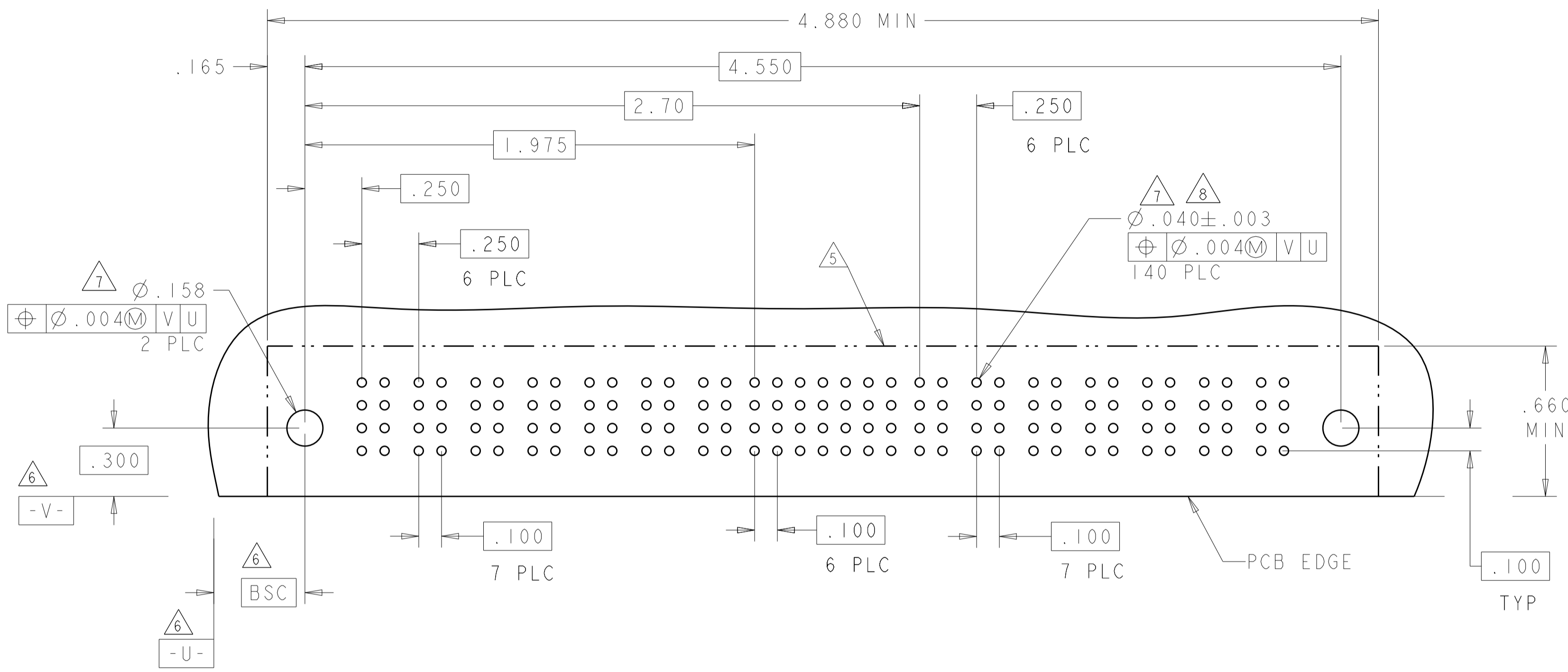
DIMENSIONS:		TOLERANCES UNLESS OTHERWISE SPECIFIED:		DWN: R. GRZYBOWSKI 30MAR05 CHK: M. PERCHERKE 30MAR05 APVD: M. PERCHERKE PRODUCT SPEC: 108-1973 APPLICATION SPEC: 114-13038 WEIGHT: - CUSTOMER DRAWING: -	
INCHES:		0 PLC ±. 1 PLC ±.01 2 PLC ±.01 3 PLC ±.005 4 PLC ±.002 ANGLES ±.02°		Tyco Electronics Corporation Harrisburg, PA 17105-3608 NAME: RIGHT ANGLE HEADER W/GUIDES ASSEMBLY MULTI-BEAM XL SIZE: A1 CAGE CODE: 00779 DRAWING NO: 6450320 SCALE: 4:1 SHEET: 3 of 7 REV: E2	

PA	.090
PM	.135
CODE	TAIL LENGTH
POWER CONTACT	

LOC	DIST	REVISIONS		
GP	00	P	LTN	DATE
		-	SEE SHEET 1	-

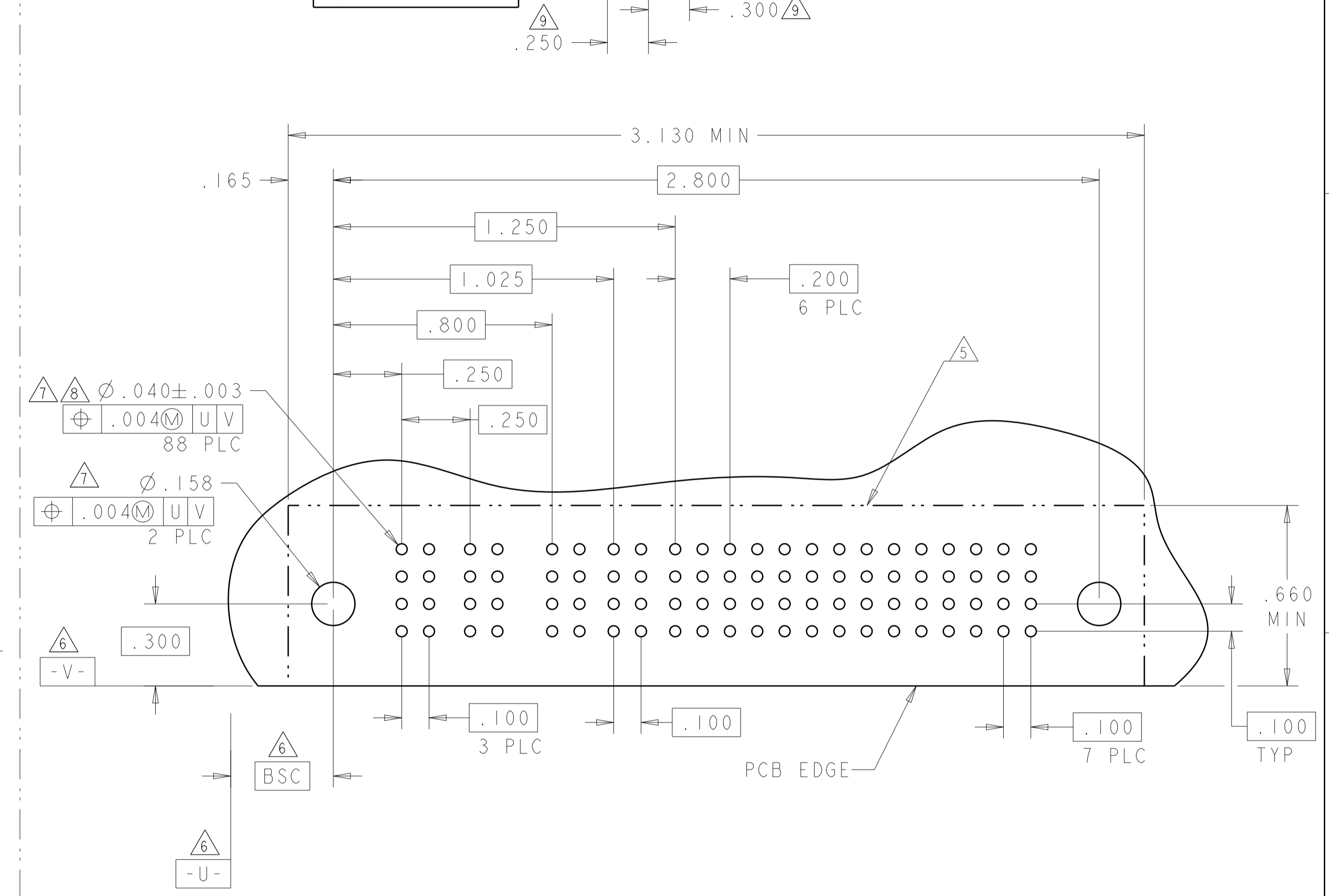
PART NUMBER	ROWS	POWER						SIGNAL							POWER						
		P1	P2	P3	P4	P5	P6	P7	1	2	3	4	5	6	7	P8	P9	P10	P11	P12	P13
6450320-5	D C B A	PM	PM	PM	PM	PM	PM	J	J	J	J	J	J	J	PM	PM	PM	PM	PM	PM	PM
								K	K	K	K	K	K								
								N	N	N	N	N	N								
								S	S	S	S	S	S								

7P + 28S + 7P



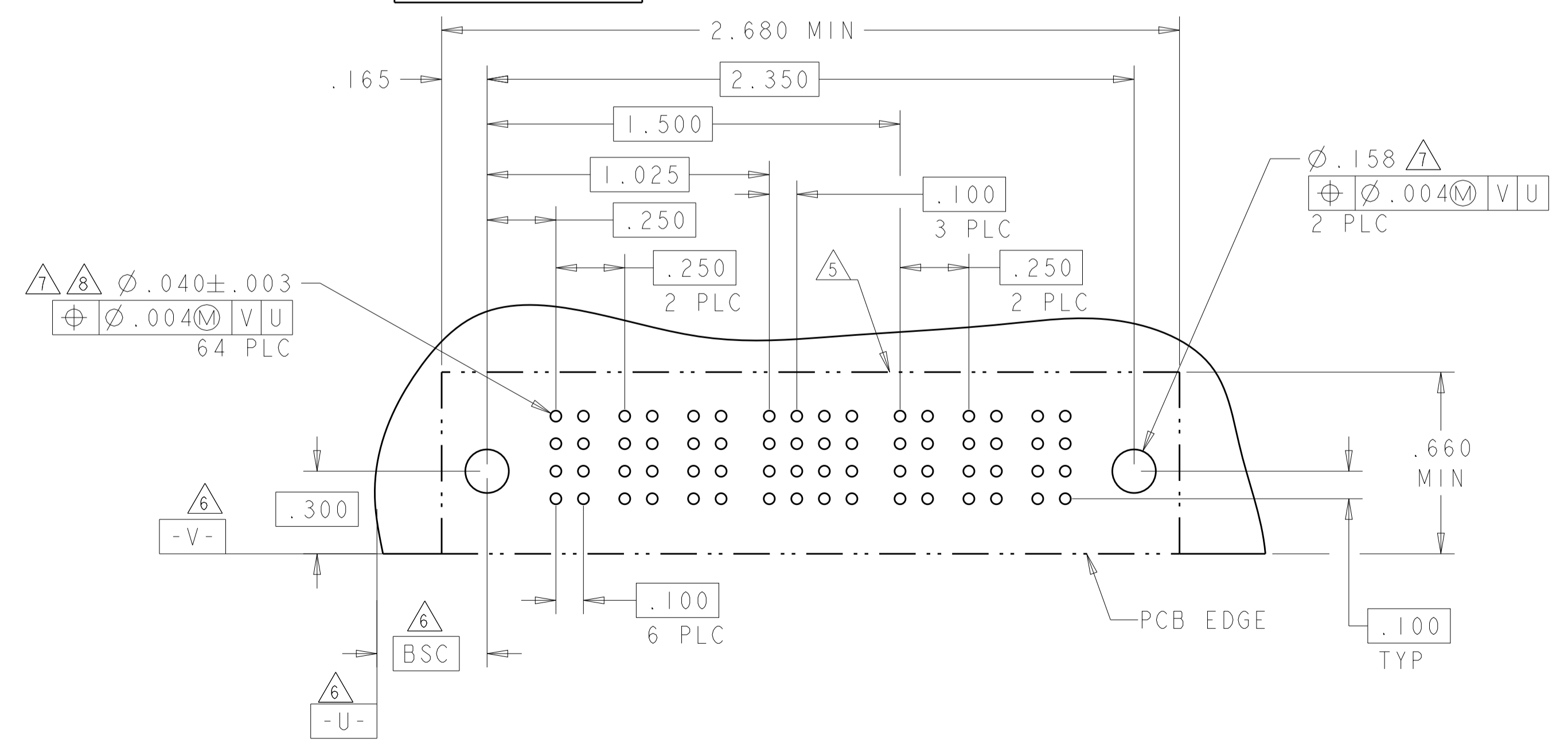
PART NUMBER	ROWS	POWER			SIGNAL		POWER									
		P1	P2	P3	1	2	P4	P5	P6	P7	P8	P9	P10			
6450320-8	D C B A	PM	PM	PM	J	J	PM	PM	PM	PM	PM	PM	PM			
					K	K										
					N	N										
					S	S										

2P+1ACP+8S+7HDP



PART NUMBER	ROWS	POWER			SIGNAL				POWER		
		P1	P2	P3	1	2	3	4	P4	P5	P6
6450320-9	D C B A	PM	PM	PM	J	J	J	J	PM	PM	PM
					K	K	K	K			
					N	N	N	N			
					S	S	S	S			

3P + 16S + 3P

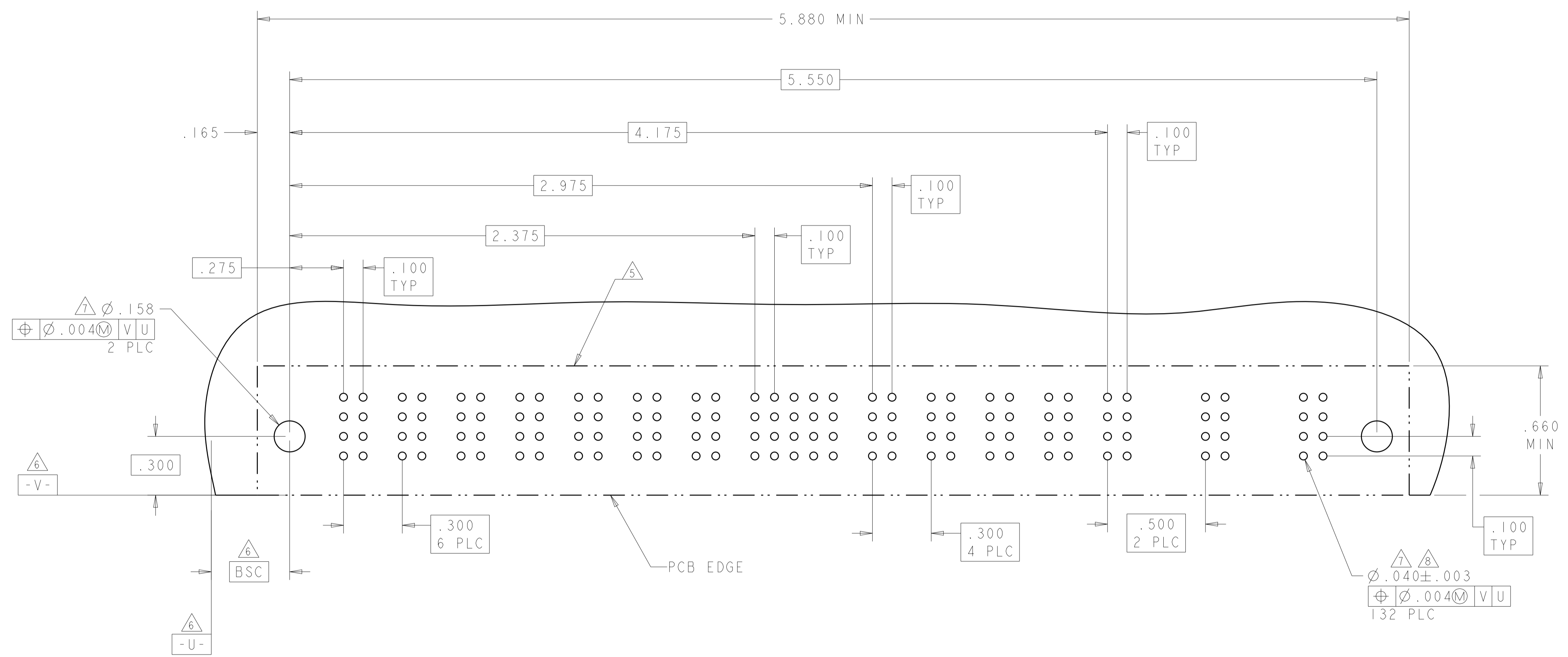
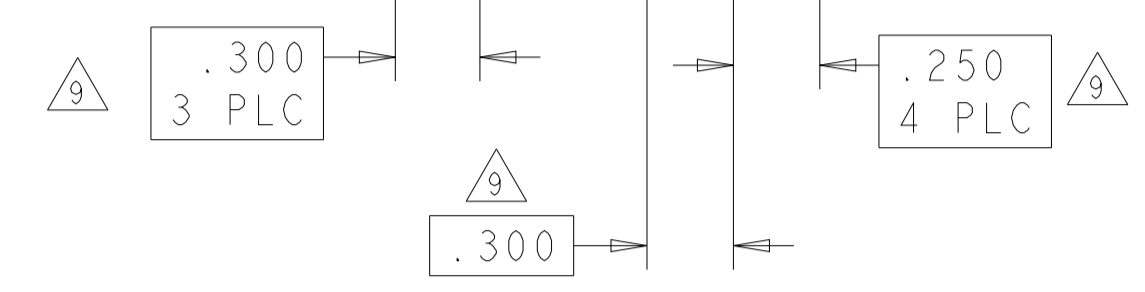


DIMENSIONS: INCHES 		TOLERANCES UNLESS OTHERWISE SPECIFIED: 0 PLC ±. 1 PLC ±.01 2 PLC ±.01 3 PLC ±.005 4 PLC ±.0020 ANGLES ±.020		DWN R. GRZYBOWSKI 30MAR05 CHK M. PERCHERKE 30MAR05 APVD M. PERCHERKE PRODUCT SPEC 108-1973 APPLICATION SPEC 114-13038 WEIGHT CUSTOMER DRAWING		Tyco Electronics Corporation Harrisburg, PA 17105-3608 NAME RIGHT ANGLE HEADER W/GUIDES ASSEMBLY MULTI-BEAM XL SIZE CAGE CODE DRAWING NO A1 00779 C=6450320 RESTRICTED TO	
SCALE 4:1		SHEET 4 OF 7		REV E2			

LOC		DIST		REVISONS			
GP	00	P	LTN	DESCRIPTION	DATE	DWN	APVD
		-		SEE SHEET 1			

PART NUMBER	ROWS	POWER						SIGNAL					POWER								
		P1	P2	P3	P4	P5	P6	P7	1	2	3	4	5	P8	P9	P10	P11	P12	P13	P14	P15
I-6450320-0	D	PM	PM	PM	PM	PM	PM	J	J	J	J	J	PM	PM	PM	PM	PM	PM	PM	PM	
	C	PM	PM	PM	PM	PM	PM	K	K	K	K	K	PM	PM	PM	PM	PM	PM	PM	PM	
	B	PM	PM	PM	PM	PM	PM	N	N	N	N	N	PM	PM	PM	PM	PM	PM	PM	PM	
	A	PM	PM	PM	PM	PM	PM	S	S	S	S	S	PM	PM	PM	PM	PM	PM	PM	PM	
7ACP+20S+4ACP+5P																					

NO CONTACT LOADED

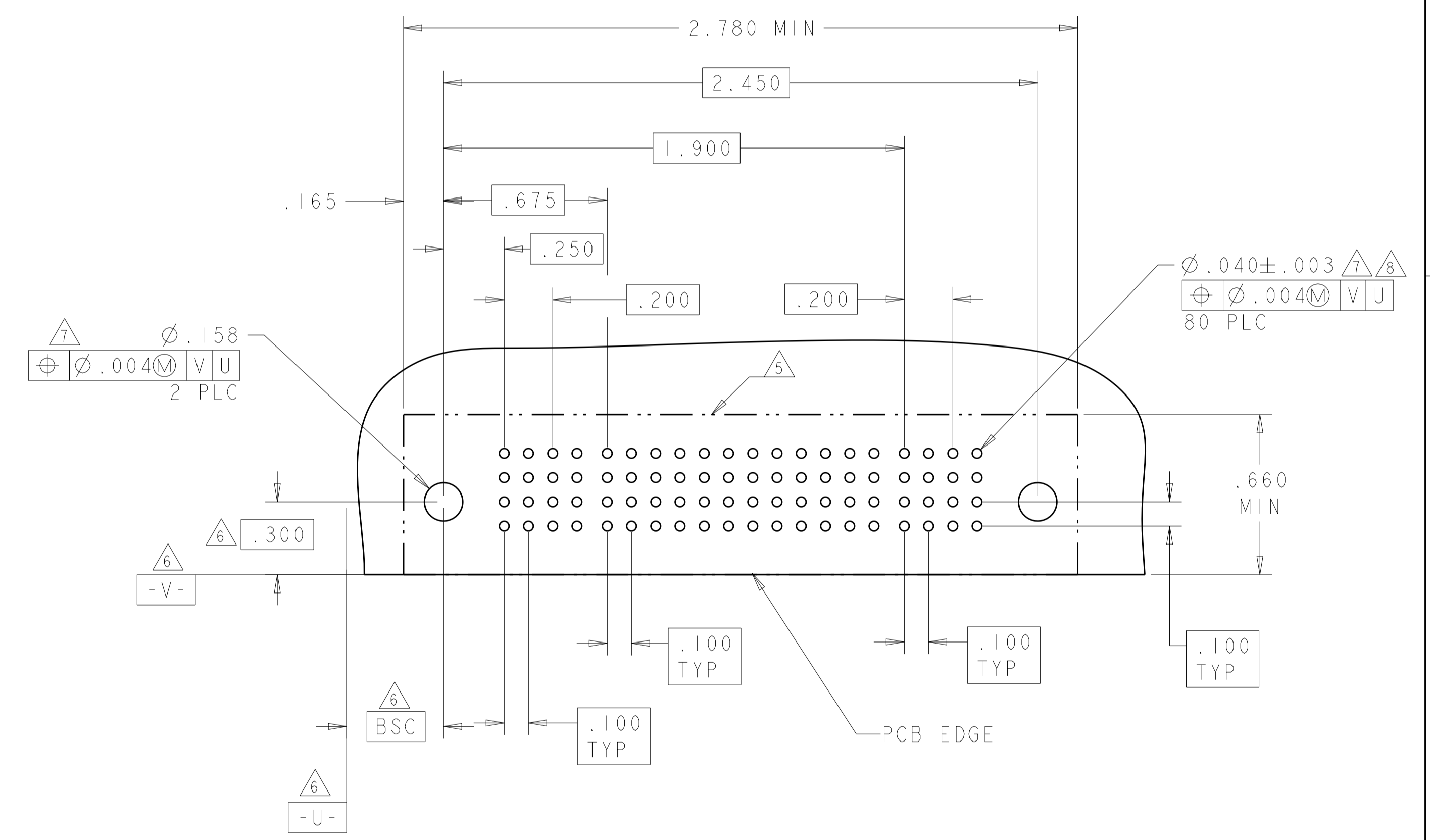
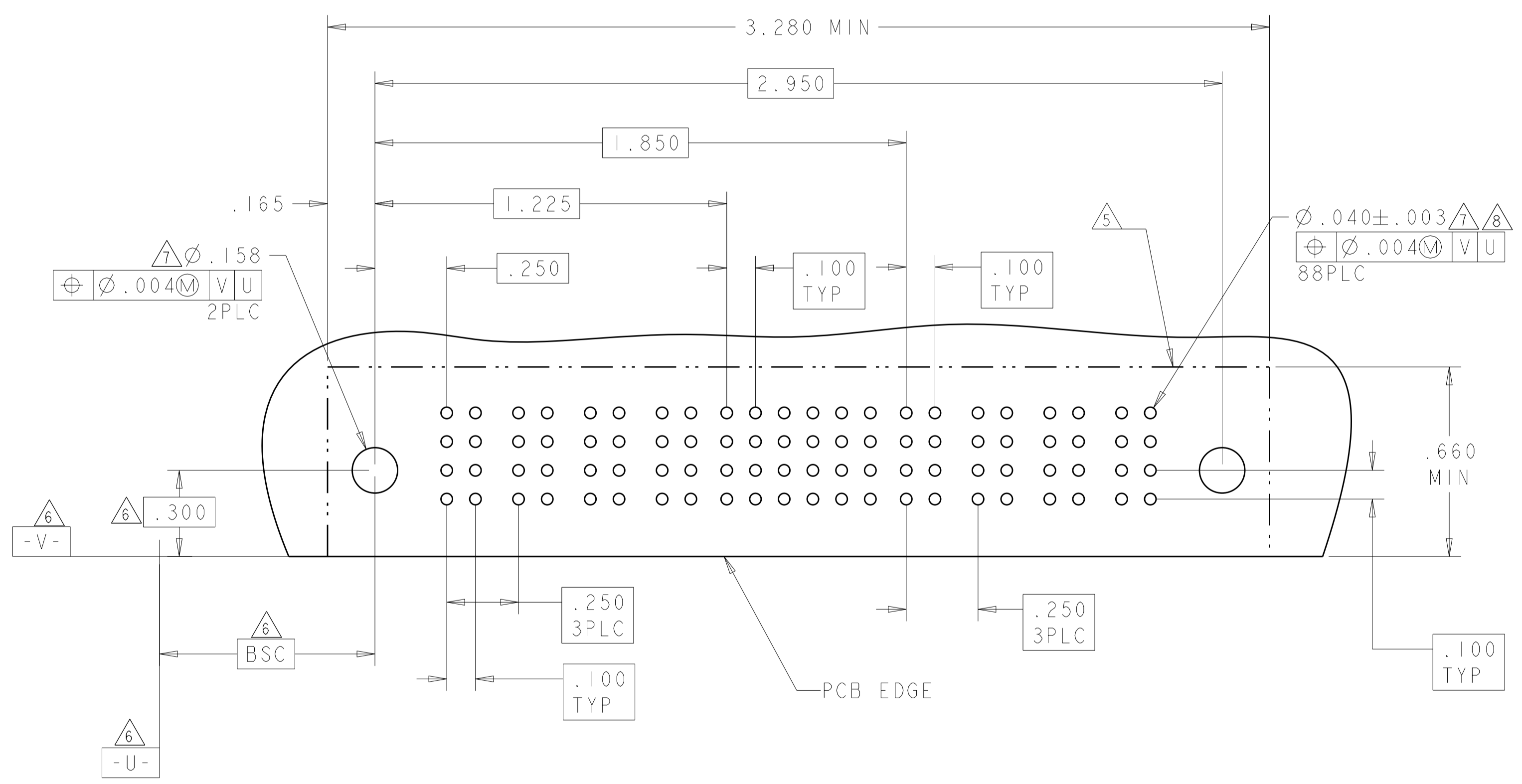


<small>THIS DRAWING IS UNPUBLISHED. RELEASED FOR PUBLICATION BY TYCO ELECTRONICS CORPORATION. ALL RIGHTS RESERVED.</small>		DWN: R. GRZYBOWSKI 30MAR05 CHK: M. PERCHERKE 30MAR05	Tyco Electronics Corporation Harrisburg, PA 17105-3608
DIMENSIONS: INCHES	TOLERANCES UNLESS OTHERWISE SPECIFIED: 0 PLC ±. 1 PLC ±.01 2 PLC ±.01 3 PLC ±.005 4 PLC ±.0020 ANGLES ±.7° FINISH	NAME: RIGHT ANGLE HEADER W/GUIDES ASSEMBLY MULTI-BEAM XL PRODUCT SPEC: 108-1973 APPLICATION SPEC: 114-13038 WEIGHT:	SIZE: A1 CAGE CODE: 00779 DRAWING NO: 6450320 RESTRICTED TO:
MATERIAL:	FINISH:	SCALE: 4:1	SHEET 5 OF 7 REV E2

LOC	DIST	REVISIONS					
GP	00	P	LTN	DESCRIPTION	DATE	DWN	APVD
		-		SEE SHEET 1			

PART NUMBER	ROWS	POWER				SIGNAL						POWER			
		P1	P2	P3	P4	1	2	3	4	5	6	P5	P6	P7	P8
I-6450320-1	D	PM	PM	PM	PM	J	J	J	J	J	J	PM	PM	PM	PM
	C					K	K	K	K	K	K				
	B					N	N	N	N	N	N				
	A					S	S	S	S	S	S				
4P + 24S + 4P															

PART NUMBER	ROWS	POWER		SIGNAL												POWER		
		P1	P2	1	2	3	4	5	6	7	8	9	10	11	12	P3	P4	
I-6450320-2	D	PM	PM	J	J	J	J	J	J	J	J	J	J	J	J	J	PM	PM
	C			K	K	K	K	K	K	K	K	K	K	K	K			
	B			N	N	N	N	N	N	N	N	N	N	N	N	N		
	A			S	S	S	S	S	S	S	S	S	S	S	S	S		
2P + 48S + 2P																		

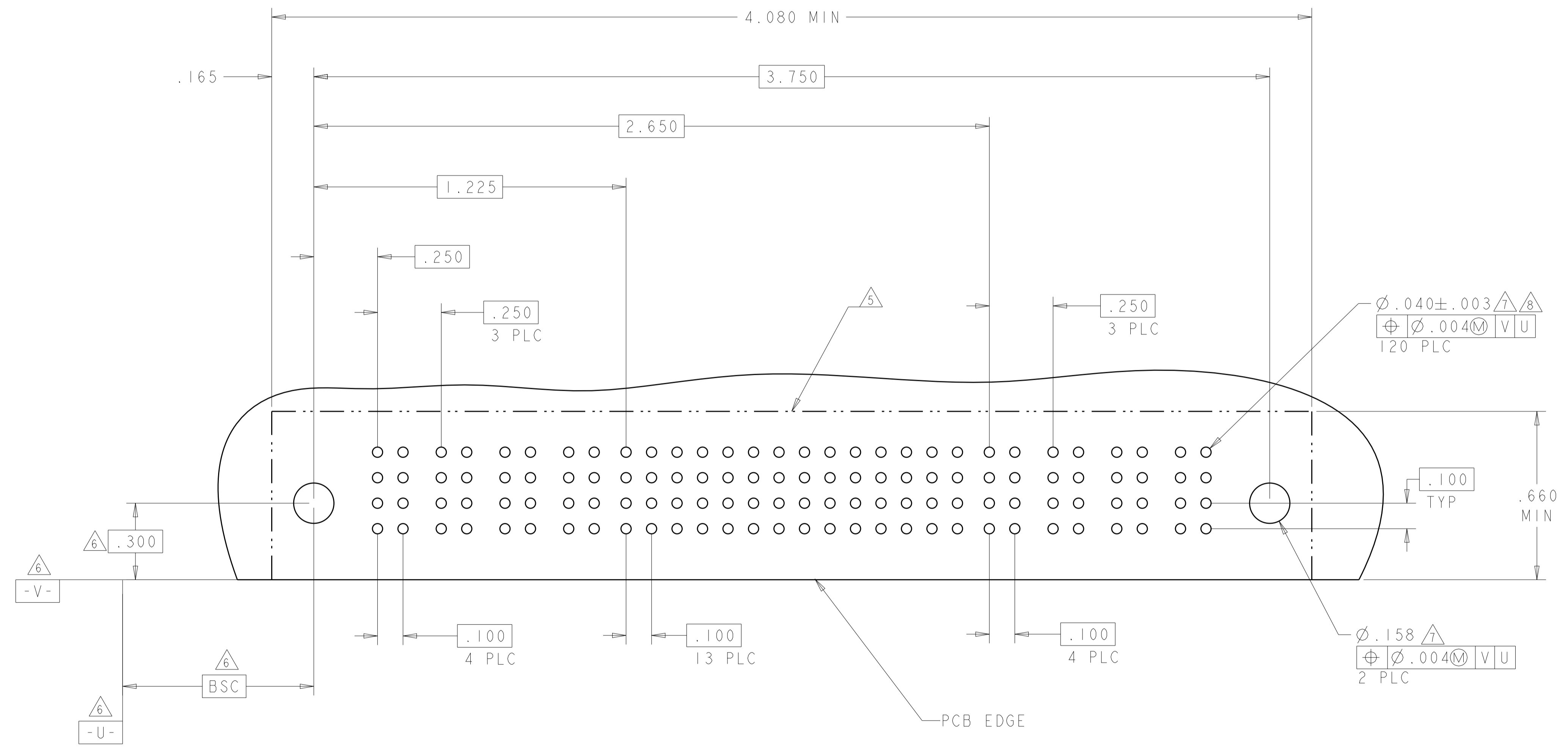


DIMENSIONS: INCHES 		TOLERANCES UNLESS OTHERWISE SPECIFIED: 0 PLC ±. 1 PLC ±.01 2 PLC ±.01 3 PLC ±.005 4 PLC ±.0020 ANGLES ±.2° FINISH		DWN: R. GRZYBOWSKI 30MAR05 CHK: M. PERCHERKE 30MAR05 APVD: M. PERCHERKE NAME: RIGHT ANGLE HEADER W/GUIDES ASSEMBLY MULTI-BEAM XL PRODUCT SPEC: 108-1973 APPLICATION SPEC: 114-13038 WEIGHT: - CUSTOMER DRAWING		Tyco Electronics Corporation Harrisburg, PA 17105-3608 SIZE: A1 CAGE CODE: 00779 DRAWING NO: 6450320 SCALE: 4:1 SHEET: 6 OF 7 REV: E2	
---------------------------	--	--	--	---	--	--	--

LOC	DIST	REVISIONS			
P	LTN	DESCRIPTION	DATE	DMN	APVD
-	-	SEE SHEET 1	-	-	-

(E1)

PART NUMBER	ROWS	POWER				SIGNAL														POWER							
		P1	P2	P3	P4	1	2	3	4	5	6	7	8	9	10	11	12	13	14	P5	P6	P7	P8				
I-6450320-3	D	PM	PM	PM	PM	J	J	J	J	J	J	J	J	J	J	J	J	J	J	J	J	J	J	J	J		
	C					K	K	K	K	K	K	K	K	K	K	K	K	K	K	K	K	K	K	K	K	K	
	B					N	N	N	N	N	N	N	N	N	N	N	N	N	N	N	N	N	N	N	N	N	N
	A					S	S	S	S	S	S	S	S	S	S	S	S	S	S	S	S	S	S	S	S	S	S
4P + 56S + 4P																											



<small>THIS DRAWING IS UNPUBLISHED. RELEASED FOR PUBLICATION 20. IT IS THE PROPERTY OF TYCO ELECTRONICS CORPORATION. IT IS SUBJECT TO CHANGE AND WITHOUT WARRANTY OF MERCHANTABILITY OR FITNESS FOR ANY PARTICULAR PURPOSE. REVISIONS SHOULD BE CONTACTED FOR THE LATEST REVISION.</small>		DWN: B. GRZYBOWSKI 30MAR05 CHK: M. PERCHERKE 30MAR05 APVD: M. PERCHERKE	Tyco Electronics Corporation Harrisburg, PA 17105-3608
DIMENSIONS: INCHES	TOLERANCES UNLESS OTHERWISE SPECIFIED: 0 PLC ±. 1 PLC ±.01 2 PLC ±.01 3 PLC ±.005 4 PLC ±.0020 ANGLES ±.7° FINISH	NAME: RIGHT ANGLE HEADER W/GUIDES ASSEMBLY PRODUCT SPEC: 108-1973 APPLICATION SPEC: 114-13038 WEIGHT:	SIZE: A1 CAGE CODE: 00779 DRAWING NO: 6450320 RESTRICTED TO:
MATERIAL:	FINISH:	CUSTOMER DRAWING	SCALE: 4:1 SHEET 7 OF 7 REV: E2

Компания «Life Electronics» занимается поставками электронных компонентов импортного и отечественного производства от производителей и со складов крупных дистрибьюторов Европы, Америки и Азии.

С конца 2013 года компания активно расширяет линейку поставок компонентов по направлению коаксиальный кабель, кварцевые генераторы и конденсаторы (керамические, пленочные, электролитические), за счёт заключения дистрибьюторских договоров

Мы предлагаем:

- Конкуренспособные цены и скидки постоянным клиентам.
- Специальные условия для постоянных клиентов.
- Подбор аналогов.
- Поставку компонентов в любых объемах, удовлетворяющих вашим потребностям.
- Приемлемые сроки поставки, возможна ускоренная поставка.
- Доставку товара в любую точку России и стран СНГ.
- Комплексную поставку.
- Работу по проектам и поставку образцов.
- Формирование склада под заказчика.
- Сертификаты соответствия на поставляемую продукцию (по желанию клиента).
- Тестирование поставляемой продукции.
- Поставку компонентов, требующих военную и космическую приемку.
- Входной контроль качества.
- Наличие сертификата ISO.

В составе нашей компании организован Конструкторский отдел, призванный помогать разработчикам, и инженерам.

Конструкторский отдел помогает осуществить:

- Регистрацию проекта у производителя компонентов.
- Техническую поддержку проекта.
- Защиту от снятия компонента с производства.
- Оценку стоимости проекта по компонентам.
- Изготовление тестовой платы монтаж и пусконаладочные работы.



Тел: +7 (812) 336 43 04 (многоканальный)
Email: org@lifeelectronics.ru