



## Main

Range of product	OsiSense XU
Series name	Application material handling
Electronic sensor type	Photo-electric sensor
Sensor name	XUB
Sensor design	Cylindrical M18
Detection system	Thru beam
Material	Metal
Type of output signal	Discrete
Supply circuit type	DC
Wiring technique	3-wire
Discrete output type	PNP
Discrete output function	1 NO or 1 NC programmable
Electrical connection	Cable
Cable length	6.56 ft (2 m)
Emission	Red laser (class 1), wavelength: 2.6378E-05 in (670 nm) conforming to IEC 825-1
[Sn] nominal sensing distance	328.08 ft (100 m)

## Complementary

Enclosure material	Nickel plated brass
Lens material	PMMA
Blind zone	0 in (0 mm)
Output type	Solid state
Status LED	1 LED (green) supply on and teaching 1 LED (red) stability 1 LED (yellow) output state and alignment aid
[Us] rated supply voltage	12...24 V DC with reverse polarity protection
Supply voltage limits	10...30 V DC
Switching capacity in mA	<= 100 mA (overload and short-circuit protection)
Switching frequency	1500 Hz
Voltage drop	<= 1.5 V (closed state)
Current consumption	25 mA (no-load)
Power consumption in W	< 1 W
Delay first up	< 80 ms
Delay response	< 0.4 ms
Delay recovery	< 0.4 ms
Setting-up	With sensitivity adjustment
Product weight	0.51 lb(US) (0.23 kg)
Kit composition	Transmitter + receiver XUBLBKCNL2T + XUBLBPCNL2R

## Environment

product certifications	CE CSA UL
ambient air temperature for operation	14...113 °F (-10...45 °C)
ambient air temperature for storage	-40...158 °F (-40...70 °C)
vibration resistance	7 gn, amplitude = +/- 0.75 mm (f = 10...55 Hz) conforming to IEC 60068-2-6
shock resistance	30 gn (duration = 11 ms) conforming to IEC 60068-2-27
IP degree of protection	IP67 (double insulation) conforming to IEC 60529

The information provided in this documentation contains general descriptions and/or technical characteristics of the products contained herein. This documentation is not intended as a substitute for and is not to be used for determining suitability or reliability of these products for specific user applications. It is the duty of any such user or integrator to perform the appropriate and complete risk analysis, evaluation and testing of the products with respect to the relevant specific application or use thereof. Neither Schneider Electric Industries SAS nor any of its affiliates or subsidiaries shall be responsible or liable for misuse of the information contained herein.

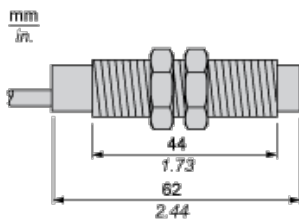
## Offer Sustainability

Not Green Premium product	Not Green Premium product
Compliant - since 0901 - Schneider Electric declaration of conformity	Compliant - since 0901 - Schneider Electric declaration of conformity
Available	Available
Available	Available
WARNING: This product can expose you to chemicals including:	WARNING: This product can expose you to chemicals including:
Diisononyl phthalate (DINP), which is known to the State of California to cause cancer, and	Diisononyl phthalate (DINP), which is known to the State of California to cause cancer, and
Di-isodecyl phthalate (DIDP), which is known to the State of California to cause birth defects or other reproductive harm.	Di-isodecyl phthalate (DIDP), which is known to the State of California to cause birth defects or other reproductive harm.
For more information go to <a href="http://www.p65warnings.ca.gov">www.p65warnings.ca.gov</a>	For more information go to <a href="http://www.p65warnings.ca.gov">www.p65warnings.ca.gov</a>

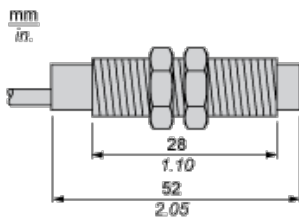
## Contractual warranty

Warranty period	18 months
-----------------	-----------

## Dimensions

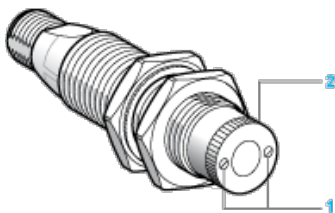


## Dimensions



## Mounting

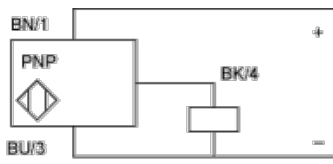
### Adjustment



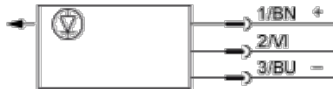
- (1) Adjust the focusing point of the laser beam by rotating the serrated sleeve
- (2) Located on the face of the sensor. Re-tighten fixing screws

## Wiring Schemes

### PNP



**Transmitter**



(+) Brown

BN :

(-) Blue

BU :

(Output)Black

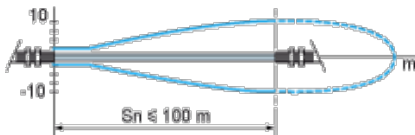
BK :

Input Not connected: beam made, connected to (-): beam broken

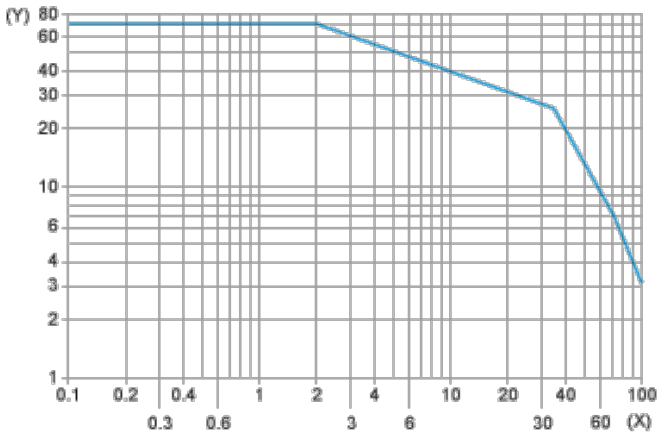
2/VI :

**Curves**

**Detection Curve (Set to Infinity)**



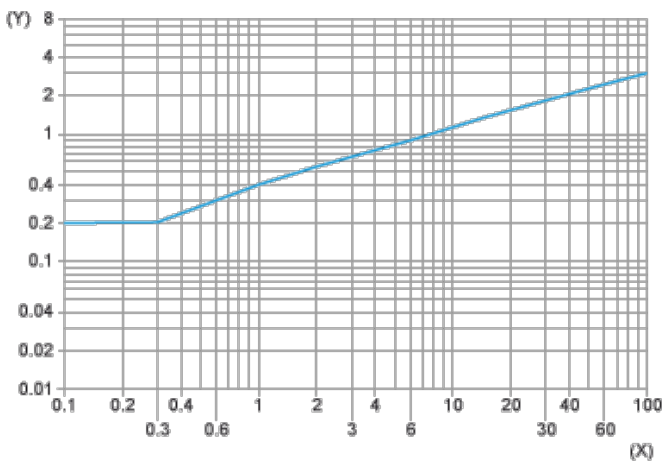
**Excess Gain Curve**



(X) Distance (m)

(Y) Gain

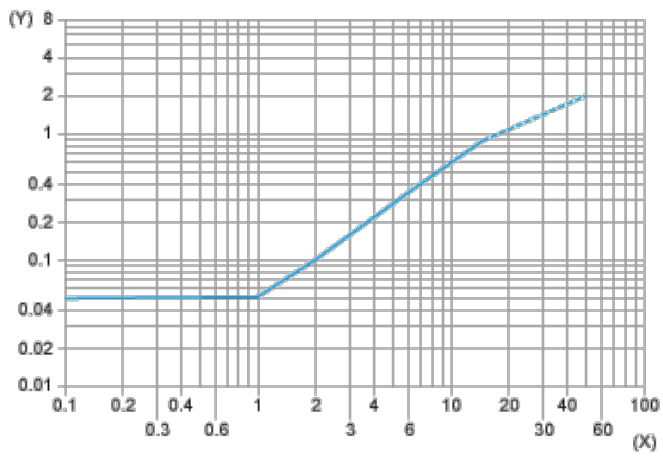
**Standard Curve**



(X) Distant focusing point (m)

(Y) Minimum size of the object to be detected (mm)

**Detection Limit Curve**



(X) Distance focusing point (m)

(Y) Minimum size of the object to be detected (mm)

Компания «Life Electronics» занимается поставками электронных компонентов импортного и отечественного производства от производителей и со складов крупных дистрибьюторов Европы, Америки и Азии.

С конца 2013 года компания активно расширяет линейку поставок компонентов по направлению коаксиальный кабель, кварцевые генераторы и конденсаторы (керамические, пленочные, электролитические), за счёт заключения дистрибьюторских договоров

Мы предлагаем:

- Конкурентоспособные цены и скидки постоянным клиентам.
- Специальные условия для постоянных клиентов.
- Подбор аналогов.
- Поставку компонентов в любых объемах, удовлетворяющих вашим потребностям.
- Приемлемые сроки поставки, возможна ускоренная поставка.
- Доставку товара в любую точку России и стран СНГ.
- Комплексную поставку.
- Работу по проектам и поставку образцов.
- Формирование склада под заказчика.
- Сертификаты соответствия на поставляемую продукцию (по желанию клиента).
- Тестирование поставляемой продукции.
- Поставку компонентов, требующих военную и космическую приемку.
- Входной контроль качества.
- Наличие сертификата ISO.

В составе нашей компании организован Конструкторский отдел, призванный помогать разработчикам, и инженерам.

Конструкторский отдел помогает осуществить:

- Регистрацию проекта у производителя компонентов.
- Техническую поддержку проекта.
- Защиту от снятия компонента с производства.
- Оценку стоимости проекта по компонентам.
- Изготовление тестовой платы монтаж и пусконаладочные работы.



Тел: +7 (812) 336 43 04 (многоканальный)

Email: [org@lifeelectronics.ru](mailto:org@lifeelectronics.ru)