

## AC Line Rated Disc Capacitors Class X1, 400 VAC/Class Y2, 250 VAC



LO' = 0.125" (3.2 mm) typ.

### INSULATION RESISTANCE

Min. 1000 ΩF

### TOLERANCE ON CAPACITANCE

± 20 %

### DISSIPATION FACTOR

2.0 % max. at 1 kHz; 1 V

### CERAMIC DIELECTRIC

Y5U, Y5V (Class 2)

### CATEGORY TEMPERATURE RANGE

- 25 °C to + 125 °C

### CLIMATIC CATEGORY ACC. TO EN60068-1

25/125/21

### OPERATING TEMPERATURE RANGE

- 30 °C to + 125 °C

### FEATURES

- Worldwide safety agency recognition  
Underwriters laboratories - UL 1414 and UL 1283  
Canadian standards association - CSA 22.2  
European EN132400 to IEC 60384-14 second edition
- Complete range of capacitance values
- Radial leads
- Compliant to RoHS directive 2002/95/EC



### APPLICATIONS

- Required in AC Power Supply and Filter Applications
- Specific Industry Requirements

### DESIGN

The capacitors consist of a ceramic disc of which both sides are silver-plated. Connection leads are made of tinned copper having a diameter of 0.032" (0.81 mm) or 0.025" (0.64 mm). The capacitors may be supplied with radial kinked or straight leads having a lead spacing of 0.375" (9.5 mm) or 0.250" (6.4 mm). The standard tolerance is ± 20 %. Coating is made of flame retardant epoxy resin in accordance with "UL 94 V-0."

### CAPACITANCE RANGE

1.0 nF to 0.01 μF

### RATED VOLTAGE

IEC 60384-14.2:	(Y2): 250 VAC, 50 Hz
IEC 60384-14.2:	(X1): 400 VAC, 50 Hz
UL 1414:	250 VAC, 60 Hz
UL 1283:	250 VAC, 60 Hz
CSA 22.2 No.1:	250 VAC, 60 Hz
CSA 22.2 No.8:	400 VAC, 60 Hz

### DIELECTRIC STRENGTH BETWEEN LEADS

Component test:

2500 VAC, 50 Hz, 2 s

As repeated test admissible only once with:

2250 VAC, 50 Hz, 2 s

Random sampling test (destructive test):

2500 VAC, 50 Hz, 60 s

### DIELECTRIC STRENGTH OF BODY INSULATION

2300 VAC, 50 Hz, 60 s (destructive test)

ORDERING INFORMATION, CERAMIC X1/Y2 CAPACITORS 30LVS										
C (pF)	TOL. (%)	D DIAMETER INCH (mm)	T THICKNESS INCH (mm)	WIRE SIZE		LS LEAD SPACE INCH (mm)	ORDERING CODE			
				AWG	INCH (mm)					
<b>Y5U</b>										
1000	± 20 %	0.330 (8.4)	0.195 (5.0)	22	0.025 (0.64)	0.250 (6.4)	30LVSD10-R			
1500		0.330 (8.4)	0.185 (4.7)				30LVSD15-R			
2000		0.330 (8.4)	0.175 (4.4)				30LVSD20-R			
2200		0.330 (8.4)	0.170 (4.3)				30LVSD22-R			
2700		0.365 (9.3)	0.180 (4.6)				30LVSD27-R			
2800		0.365 (9.3)	0.180 (4.6)				30LVSD28-R			
3000		0.400 (10.2)	0.180 (4.6)				30LVSD30-R			
3200		0.400 (10.2)	0.175 (4.4)				30LVSD32-R			
3300		0.400 (10.2)	0.175 (4.4)				30LVSD33-R			
3900		0.460 (11.7)	0.185 (4.7)				30LVSD39-R			
4000		0.490 (12.4)	0.185 (4.7)				30LVSD40-R			
4700		0.490 (12.4)	0.180 (4.6)				30LVSD47-R			
5000		0.530 (13.5)	0.180 (4.6)				30LVSD50-R			
5500		0.530 (13.5)	0.185 (4.7)				30LVSD55-R			
6800		0.620 (15.7)	0.200 (5.1)				20	0.032 (0.81)	0.375 (9.5)	30LVSD68-R
0.010 μF		0.720 (18.3)	0.200 (5.1)				20	0.032 (0.81)	0.375 (9.5)	30LVSS10-R
<b>Y5V</b>										
4700	± 20 %	0.430 (10.9)	0.185 (4.7)	22	0.025 (0.64)	0.250 (6.4)	30LVSD47-R			
0.010 μF	± 20 %	0.620 (15.7)	0.200 (5.1)	20	0.032 (0.81)	0.375 (9.5)	30LVSVS10-R			

**Notes**

- Alternate lead spacings of 7.5 mm and 10 mm are available bulk or tape and reel on request.
- European required minimum lead clearance (prevents use of inside crimp) 0.118" (3 mm)

**TAPE AND REEL OPTIONS**

- To specify tape and reel, add two letter suffix to the ordering code (for details of the packaging code see general section of the catalog)

**OPTIONAL 3-LEADED STYLE**

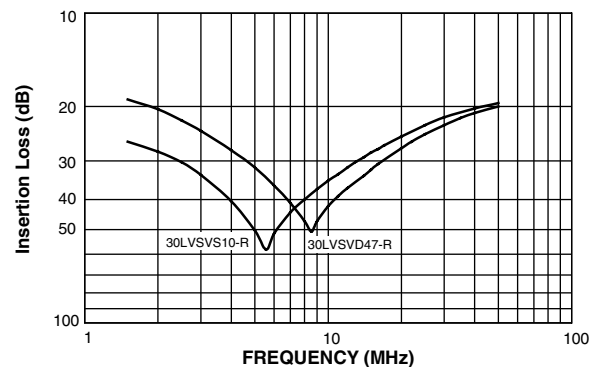
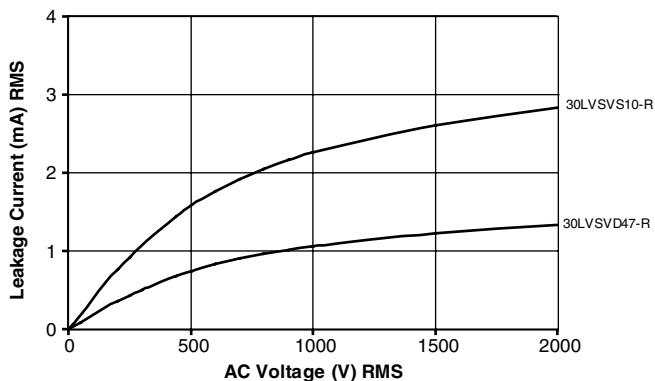
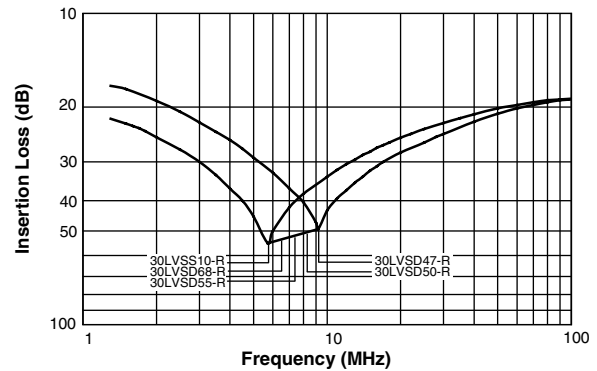
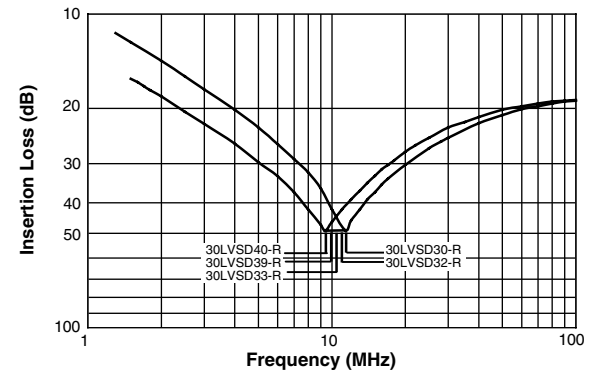
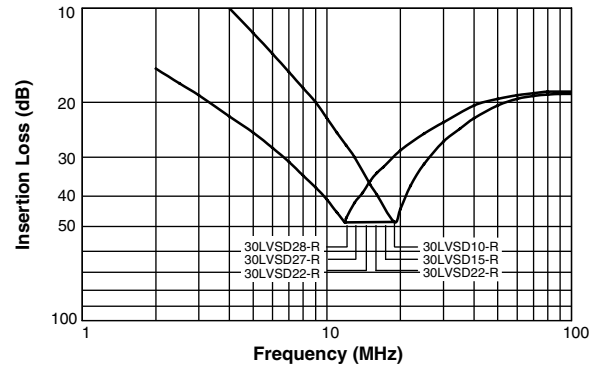
An optional 3-leaded construction is available. It consists of a single capacitor with the two outside leads attached to one electrode, and the center lead attached to the electrode. Used in feed-thru or line-to-ground applications, it allows a short ground lead for enhanced high frequency performance.





### LEAKAGE CURRENT VS. VOLTAGE (TYPICAL)

### INSERTION LOSS VS. FREQUENCY (TYPICAL)



# 30LVS Series

Vishay Cera-Mite

AC Line Rated Disc Capacitors  
Class X1, 400 VAC/Class Y2, 250 VAC



APPROVALS							
IEC 60384 - 14/2 <sup>nd</sup> Issue (1993) incl. Am.1 (1995) - Safety Tests EN132400 (1994) - Safety Tests							
That approval together with CB Test Certificate substitutes the national approval of the following nations:							
Belgium	France	Italy	Austria	China	Japan	Spain	
Denmark	Greece	Luxembourg	Portugal	Singapore	Poland	United Kingdom	
Germany	Ireland	Netherlands	Sweden	Slovenia	Hungaria	Czech Republic	
Finland	Iceland	Norway	Switzerland	Korea	Israel		
X1 Capacitor: CB-Test Certificate:	DE 1-19445		1000 pF... 0.010 μF		400 V <sub>AC</sub>		
Y2 Capacitor: CB-Test Certificate:	DE 1-19445		1000 pF... 0.010 μF		250 V <sub>AC</sub>		
UNDERWRITERS LABORATORIES INC.							
UL 1414	Line-by-pass component Agency File/License	E99264 V2S3		1000 pF... 0.010 μF		250 V <sub>AC</sub>	
UL 1283	EMI Filters Agency File/License	E99264 V1S1		1000 pF... 0.010 μF		250 V <sub>AC</sub>	
CANADIAN STANDARDS ASSOCIATION							
CSA C22.2 No. 1	Isolation component Agency File/License	LR 62016-12		1000 pF... 0.010 μF		250 V <sub>AC</sub>	
CSA C22.2 No. 8	Line-to-ground, EMI filter Agency File/License	LR 62016-3		1000 pF... 0.010 μF		400 V <sub>AC</sub>	

**Note 1**

UL1414 Across-The-Line, Antenna Coupling, and Line-By-Pass Capacitors:

- Across-The-Line - A capacitor connected either across a supply circuit or between one side of a supply circuit and a conductive part that may be connected to earth ground.
- Antenna-Coupling - A capacitor connected from an antenna terminal to circuits within an appliance.
- Line-By-Pass - A capacitor connected between one side of a supply circuit and an accessible conductive part

**Note 2**

IEC 60384-14 Subclass Y Capacitors:

- A capacitor of a type suitable for use in situations where failure of the capacitor could lead to danger of electric shock.
- Class Y capacitors are divided into sub- classes based on type of insulation bridged and voltage ranges.
- For definitions of basic, supplementary, double and reinforced insulation, see IEC Publication 536.
- Subclass Y capacitors may be used in applications which require a Subclass X rating.

**Note 3**

IEC 60384-14 Subclass X Capacitors:

- A capacitor of a type suitable for use in situations where failure of the capacitor in situations where failure of the capacitor would not lead to danger of electric shock.
- Class X capacitors are divided into subclasses according to the peak impulse test voltage superimposed on the main voltage

MARKING	
<p>Sample</p> <div style="text-align: center;"> </div>	<div style="text-align: right;"> </div> <div style="text-align: center;"> </div> <p>Type: 019C085B251RR332MLA637 - R          CM PN: 30LVSD33KA - R E3          Qty. : 1500      LOT1: 11642586      DC1: 0622          IEC60384 - 14 / 2:      LOT2:      DC2:          Y2 (250~), X1 (400~)      R.C.: 7032 S.L.: 0010      Op.No.: 771   LR62016      BATCH NO.: 200622CZ            SN: 290B1AGDA001          PN: 30LVSD33KA - R      PO: 0011642586/0001      </p>



## Disclaimer

ALL PRODUCT, PRODUCT SPECIFICATIONS AND DATA ARE SUBJECT TO CHANGE WITHOUT NOTICE TO IMPROVE RELIABILITY, FUNCTION OR DESIGN OR OTHERWISE.

Vishay Intertechnology, Inc., its affiliates, agents, and employees, and all persons acting on its or their behalf (collectively, "Vishay"), disclaim any and all liability for any errors, inaccuracies or incompleteness contained in any datasheet or in any other disclosure relating to any product.

Vishay makes no warranty, representation or guarantee regarding the suitability of the products for any particular purpose or the continuing production of any product. To the maximum extent permitted by applicable law, Vishay disclaims (i) any and all liability arising out of the application or use of any product, (ii) any and all liability, including without limitation special, consequential or incidental damages, and (iii) any and all implied warranties, including warranties of fitness for particular purpose, non-infringement and merchantability.

Statements regarding the suitability of products for certain types of applications are based on Vishay's knowledge of typical requirements that are often placed on Vishay products in generic applications. Such statements are not binding statements about the suitability of products for a particular application. It is the customer's responsibility to validate that a particular product with the properties described in the product specification is suitable for use in a particular application. Parameters provided in datasheets and/or specifications may vary in different applications and performance may vary over time. All operating parameters, including typical parameters, must be validated for each customer application by the customer's technical experts. Product specifications do not expand or otherwise modify Vishay's terms and conditions of purchase, including but not limited to the warranty expressed therein.

Except as expressly indicated in writing, Vishay products are not designed for use in medical, life-saving, or life-sustaining applications or for any other application in which the failure of the Vishay product could result in personal injury or death. Customers using or selling Vishay products not expressly indicated for use in such applications do so at their own risk. Please contact authorized Vishay personnel to obtain written terms and conditions regarding products designed for such applications.

No license, express or implied, by estoppel or otherwise, to any intellectual property rights is granted by this document or by any conduct of Vishay. Product names and markings noted herein may be trademarks of their respective owners.

## Material Category Policy

**Vishay Intertechnology, Inc. hereby certifies that all its products that are identified as RoHS-Compliant fulfill the definitions and restrictions defined under Directive 2011/65/EU of The European Parliament and of the Council of June 8, 2011 on the restriction of the use of certain hazardous substances in electrical and electronic equipment (EEE) - recast, unless otherwise specified as non-compliant.**

**Please note that some Vishay documentation may still make reference to RoHS Directive 2002/95/EC. We confirm that all the products identified as being compliant to Directive 2002/95/EC conform to Directive 2011/65/EU.**

**Vishay Intertechnology, Inc. hereby certifies that all its products that are identified as Halogen-Free follow Halogen-Free requirements as per JEDEC JS709A standards. Please note that some Vishay documentation may still make reference to the IEC 61249-2-21 definition. We confirm that all the products identified as being compliant to IEC 61249-2-21 conform to JEDEC JS709A standards.**

Компания «Life Electronics» занимается поставками электронных компонентов импортного и отечественного производства от производителей и со складов крупных дистрибьюторов Европы, Америки и Азии.

С конца 2013 года компания активно расширяет линейку поставок компонентов по направлению коаксиальный кабель, кварцевые генераторы и конденсаторы (керамические, пленочные, электролитические), за счёт заключения дистрибьюторских договоров

Мы предлагаем:

- Конкурентоспособные цены и скидки постоянным клиентам.
- Специальные условия для постоянных клиентов.
- Подбор аналогов.
- Поставку компонентов в любых объемах, удовлетворяющих вашим потребностям.
- Приемлемые сроки поставки, возможна ускоренная поставка.
- Доставку товара в любую точку России и стран СНГ.
- Комплексную поставку.
- Работу по проектам и поставку образцов.
- Формирование склада под заказчика.
- Сертификаты соответствия на поставляемую продукцию (по желанию клиента).
- Тестирование поставляемой продукции.
- Поставку компонентов, требующих военную и космическую приемку.
- Входной контроль качества.
- Наличие сертификата ISO.

В составе нашей компании организован Конструкторский отдел, призванный помогать разработчикам, и инженерам.

Конструкторский отдел помогает осуществить:

- Регистрацию проекта у производителя компонентов.
- Техническую поддержку проекта.
- Защиту от снятия компонента с производства.
- Оценку стоимости проекта по компонентам.
- Изготовление тестовой платы монтаж и пусконаладочные работы.



Тел: +7 (812) 336 43 04 (многоканальный)

Email: [org@lifeelectronics.ru](mailto:org@lifeelectronics.ru)