



## Main

Range of product	Preventa Safety detection
Product or component type	Safety thru-beam pair photo-electric sensors
Device short name	XU2S
Output type	1 safety outputs OSSD PNP
[Sn] nominal sensing distance	26.25 ft (8 m)

## Complementary

Detection system	Transmitter-receiver system
[Us] rated supply voltage	12...24 V DC (10...30 V) reverse polarity protection
Current consumption	<= 35 mA no-load
Voltage drop	<= 1.5 V closed state
Switching capacity in mA	<= 100 mA (overload and short-circuit protection)
Switching frequency	500 Hz maximum
Electrical connection	1 male connector M12 4 pins
Line of sight type	Along case axis
Delay response	<= 1 ms
Delay recovery	<= 1 ms
Tightening torque	24 N.m fixing nut 2 N.m connector
Function available	Built-in muting function Light or dark programmable switching
Marking	CE
Material	Case : nickel plated brass Lenses : PMMA (polymethyl methacrylate)
Product weight	0.34 lb(US) (0.155 kg)

## Environment

standards	EN/IEC 60825-1 EN/IEC 61496-1 EN/IEC 61496-2
safety level	Type 2 conforming to IEC 61496-1-2 Can reach PL = c conforming to EN/ISO 13849-1 (associated with module XPSCM correctly wired) Can reach category 2 conforming to EN/ISO 13849-1 (associated with module XPSCM correctly wired)
ambient air temperature for operation	-13...131 °F (-25...55 °C)
safety reliability data	PFH = 4.6E-7 1/h conforming to IEC 61508 PFH = 5.5E-7 1/h conforming to IEC 61508 (with muting function)
ambient air temperature for storage	-40...158 °F (-40...70 °C)
IP degree of protection	IP67 conforming to EN/IEC 60529
shock resistance	30 gn (3 axes : 3 times) conforming to EN/IEC 60068-2-27
vibration resistance	7 gn (f = 10...55 Hz) conforming to EN/IEC 60068-2-6

## Offer Sustainability

Not Green Premium product	Not Green Premium product
Compliant - since 1005 - Schneider Electric declaration of conformity	Compliant - since 1005 - Schneider Electric declaration of conformity

The information provided in this documentation contains general descriptions and/or technical characteristics of the products contained herein. This documentation is not intended as a substitute for and is not to be used for determining suitability or reliability of these products for specific user applications. It is the duty of any such user or integrator to perform the appropriate and complete risk analysis, evaluation and testing of the products with respect to the relevant specific application or use thereof. Neither Schneider Electric Industries SAS nor any of its affiliates or subsidiaries shall be responsible or liable for misuse of the information contained herein.

Reference not containing SVHC above the threshold

Reference not containing SVHC above the threshold

WARNING: This product can expose you to chemicals including:

WARNING: This product can expose you to chemicals including:

Diisononyl phthalate (DINP), which is known to the State of California to cause cancer, and

Diisononyl phthalate (DINP), which is known to the State of California to cause cancer, and

Di-isodecyl phthalate (DIDP), which is known to the State of California to cause birth defects or other reproductive harm.

Di-isodecyl phthalate (DIDP), which is known to the State of California to cause birth defects or other reproductive harm.

For more information go to [www.p65warnings.ca.gov](http://www.p65warnings.ca.gov)

For more information go to [www.p65warnings.ca.gov](http://www.p65warnings.ca.gov)

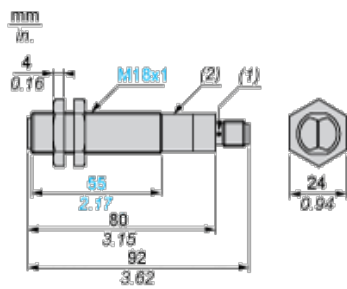
### Contractual warranty

Warranty period

18 months

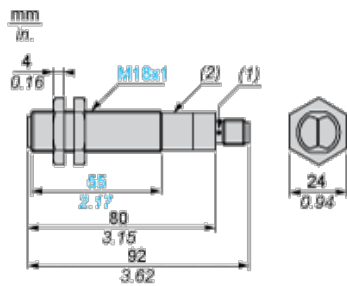
### Dimensions

#### Receiver



- (1) LED
- (2) Potentiometer

#### Transmitter



- (1) LED
- (2) Potentiometer

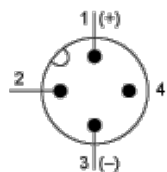
### Wiring Schemes (3-wire DC)

#### Transmitter



- (1) Test

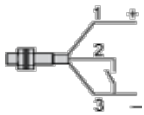
#### Connector Pin View



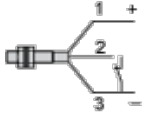
- (1) (+)
- (2) Test
- (3) (-)

#### Beam Break Test

Beam Made

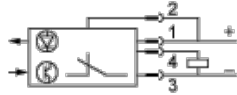


Beam Broken

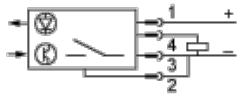


### Receiver

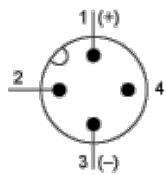
Light switching (no object present). PNP output



Dark switching (no object present). PNP output



### Connector Pin View



- (1) (+)
- (2) Programming
- (3) (-)
- (4) Output

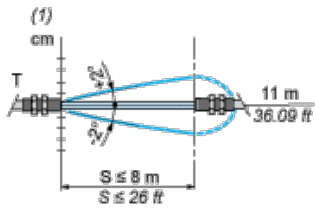
## Connecting to a Safety Module

- 1 : Click on Download & Documents
- 2 : Click on System user guide

To have all connection schematics concerning our safety module, select "download and document" and download the file "Connecting to a monitoring device XU2S"

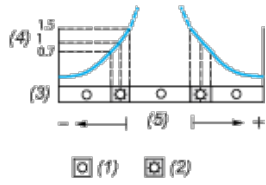
## Curves

### Infrared Detection Curve



(1)  $\varnothing$  of beam

### Verification of Correct Operation



- (1) LED off
- (2) LED on
- (3) Red LED
- (4) Signal level
- (5) Optimum alignment

Компания «Life Electronics» занимается поставками электронных компонентов импортного и отечественного производства от производителей и со складов крупных дистрибьюторов Европы, Америки и Азии.

С конца 2013 года компания активно расширяет линейку поставок компонентов по направлению коаксиальный кабель, кварцевые генераторы и конденсаторы (керамические, пленочные, электролитические), за счёт заключения дистрибьюторских договоров

Мы предлагаем:

- Конкурентоспособные цены и скидки постоянным клиентам.
- Специальные условия для постоянных клиентов.
- Подбор аналогов.
- Поставку компонентов в любых объемах, удовлетворяющих вашим потребностям.
- Приемлемые сроки поставки, возможна ускоренная поставка.
- Доставку товара в любую точку России и стран СНГ.
- Комплексную поставку.
- Работу по проектам и поставку образцов.
- Формирование склада под заказчика.
- Сертификаты соответствия на поставляемую продукцию (по желанию клиента).
- Тестирование поставляемой продукции.
- Поставку компонентов, требующих военную и космическую приемку.
- Входной контроль качества.
- Наличие сертификата ISO.

В составе нашей компании организован Конструкторский отдел, призванный помогать разработчикам, и инженерам.

Конструкторский отдел помогает осуществить:

- Регистрацию проекта у производителя компонентов.
- Техническую поддержку проекта.
- Защиту от снятия компонента с производства.
- Оценку стоимости проекта по компонентам.
- Изготовление тестовой платы монтаж и пусконаладочные работы.



Тел: +7 (812) 336 43 04 (многоканальный)  
Email: [org@lifeelectronics.ru](mailto:org@lifeelectronics.ru)