

COMPACT POWER RELAY 1 POLE—20A (For Automotive Applications)

FBR-53 SERIES

■ FEATURES

- Compact for high density packaging
- High contact capability (40A continuous)
- High temperature grade (-40°C to 125°C)
- Contact arrangement Form U (form A)



■ ORDERING INFORMATION

[Example] FBR53 ND 012 -Y -***
 (a) (b) (c) (d) (e)

(a)	Series Name	FBR-53	: FBR-53 Series
(b)	Contact Arrangement	ND	: Form U
(c)	Nominal Voltage	09 10 12	: 9 VDC : 10 VDC : 12 VDC
(d)	Contact Material	Y	: Silver Tin Oxide Alloy
(e)	Custom designation	Nil -HW	: Standard : High capacity

Note: The part number on the relay cover does not include 'FBR'

Example: Ordering part number: FBR-53ND12-Y
 Stamped part number: 53ND12-Y

FBR-53 SERIES

■ COIL DATA CHART

Standard

Model	Nominal Voltage	Coil Resistance ($\pm 10\%$ at 20° C)	Must Operate Voltage
FBR53ND09-Y	9 VDC	135 Ω	5.4 VDC (at 20° C) 6.8 VDC (at 85° C)
FBR53ND10-Y	10 VDC	180 Ω	6.3 VDC (at 20° C) 7.9 VDC (at 85° C)
FBR53ND12-Y	12VDC	240 Ω	7.3 VDC (at 20° C) 9.2 VDC (at 85° C)

High capacity

Model	Nominal Voltage	Coil Resistance ($\pm 10\%$ at 20° C)	Must Operate Voltage
FBR53ND09-Y-HW	9 VDC	94 Ω	5.4 VDC (at 20° C) 7.7 VDC (at 125° C)
FBR53ND10-Y-HW	10 VDC	117 Ω	6.3 VDC (at 20° C) 9.0 VDC (at 125° C)
FBR53ND12-Y-HW	12VDC	167 Ω	7.3 VDC (at 20° C) 10.4 VDC (at 125° C)

FBR-53 SERIES

■ SPECIFICATIONS

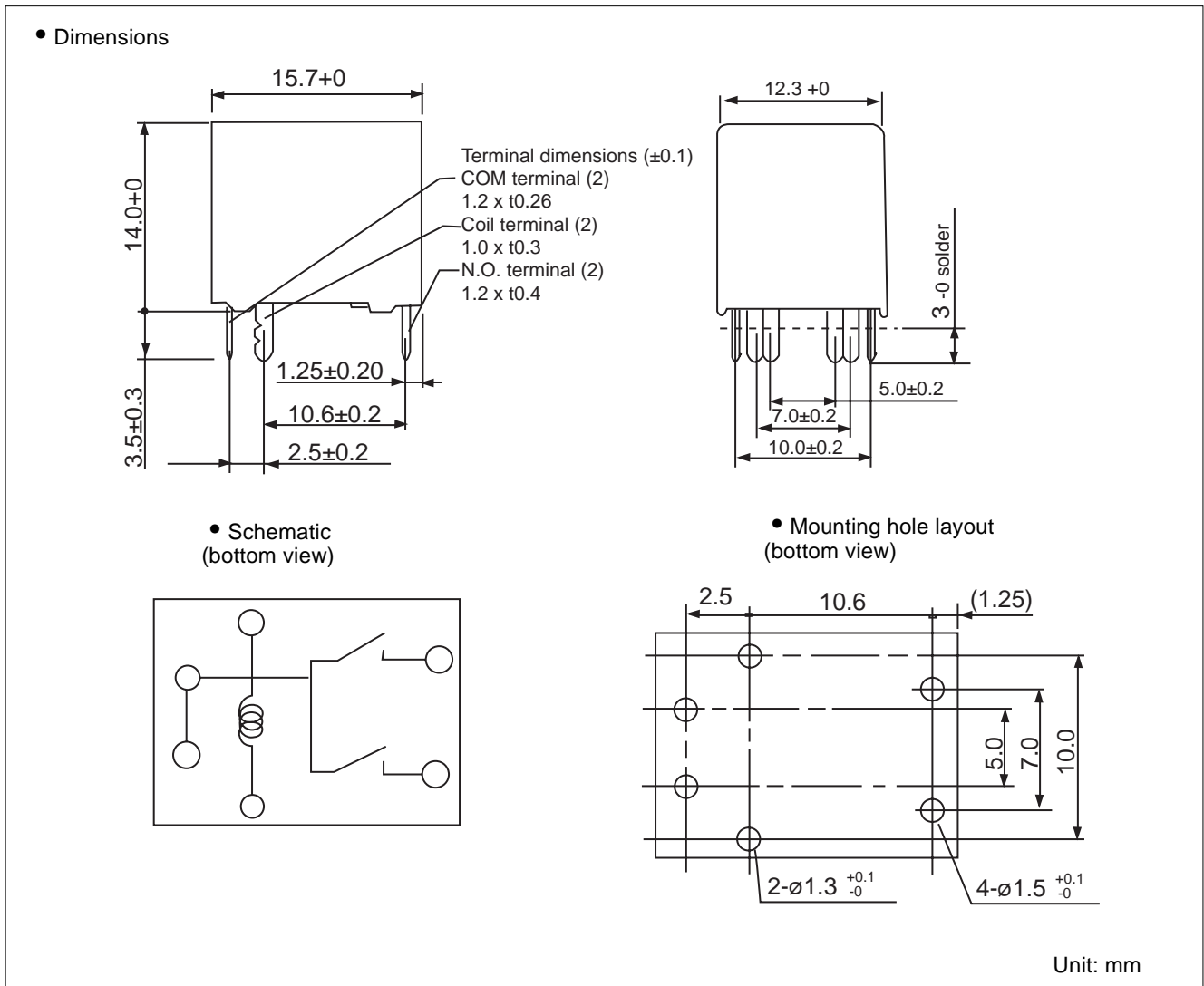
Item		Specification		
		Standard	-HW	
Contact	Arrangement	Form U (Form A)		
	Material	Silver Tin Oxide		
	Contact rating	DC 14V, 20A (resistive load)		
	Maximum Carrying Current	20A continuous (10A each contact) at 25° C	40A continuous (20A each contact) at 25° C	
	Maximum Inrush Current	60A inrush (30A each contact) at 25° C	80A inrush (30A each contact) at 25° C	
	Contact Resistance	Average 1.5mΩ at 7A, 12 VDC		
Coil	Coil Power Consumption (at rated coil voltage)	Approximately 0.6 W	Approximately 0.86 W	
	Operating Temperature Range	-40° C to +125° C (no frost)		
	Storage Temperature Range	-40° C to +125° C (no frost)		
	Operating Humidity	45 to 85%RH		
Insulation	Initial resistance	100MΩ maximum at 500VDC, (at 20° C, 65%RH)		
	Dielectric withstanding voltage between coil and contacts	500 VAC 50/60 Hz 1 minute, (at 20° C, 65%RH)		
Time	Operate (at nominal voltage)	10 ms maximum		
	Release (at nominal voltage)	5 ms maximum		
Life	Mechanical	10x10 ⁶ operations minimum (with no load for contact)		
	Electrical	1x10 ⁵ operations minimum (14VDC 20A resistive load)		
Other	Vibration resistance	Misoperation	10-55Hz, 1.5mm dual amplitude, direction X, Y, Z	
		Endurance	10 to 100Hz, 1.5mm dual amplitude, direction X, Y, Z. Not be damaged (mechanical and technical) after test. Coil energizing: 1 hr in each direction, Coil non-energizing: 1 hr in each direction	
	Shock resistance	Misoperation	100 m/s ² (11ms), direction X, Y, Z	
		Endurance	1000 m/s ² (11ms), direction X, Y, Z, each 6 times Not be damaged (mechanical and technical) after test. Coil energizing: 3 times; Coil non-energizing: 3 times, total 36 times.	
	Terminal	Solderability	at 270±10° C for 3±0.5sec. (terminals must be soldered)	
		Strength	Pulling a terminal in its longitudinal direction for 10 sec. at 9.8N (1 Kgf)	
	Weight	Approximately 6 grams		

*This is the standard value of the minimum load level. This value may differ depending on the switching frequency, environmental conditions and target reliability standard. We recommend to check this value by an actual load prior to use.

FBR-53 SERIES

■ DIMENSIONS

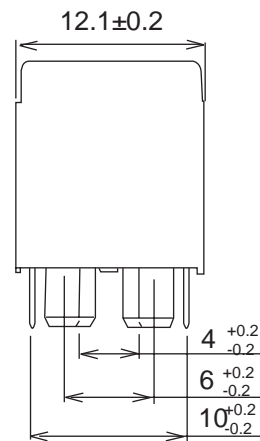
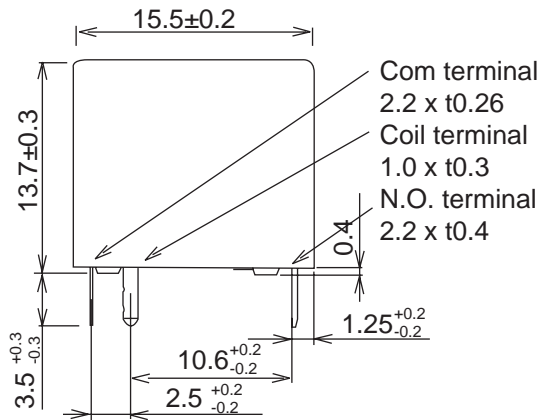
Standard



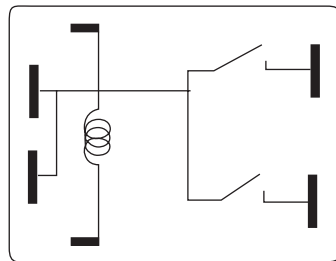
FBR-53 SERIES

High Capacity

• Dimensions

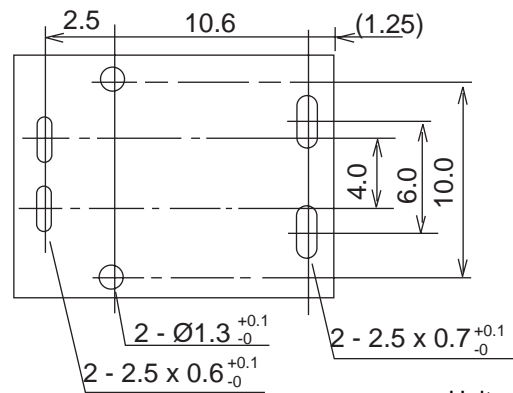


• Schematic (bottom view)



Tolerance: ± 0.1 mm

• PCB Mounting hole layout (bottom view)



Unit: mm

Fujitsu Components International Headquarter Offices

Japan

Fujitsu Component Limited
Gotanda-Chuo Building
3-5, Higashigotanda 2-chome, Shinagawa-ku
Tokyo 141, Japan
Tel: (81-3) 5449-7010
Fax: (81-3) 5449-2626
Email: promothq@ft.ed.fujitsu.com
Web: www.fcl.fujitsu.com

North and South America

Fujitsu Components America, Inc.
250 E. Caribbean Drive
Sunnyvale, CA 94089 U.S.A.
Tel: (1-408) 745-4900
Fax: (1-408) 745-4970
Email: marcom@fcai.fujitsu.com
Web: www.fcai.fujitsu.com

Europe

Fujitsu Components Europe B.V.
Diamantlaan 25
2132 WV Hoofddorp
Netherlands
Tel: (31-23) 5560910
Fax: (31-23) 5560950
Email: info@fceu.fujitsu.com
Web: www.fceu.fujitsu.com

Asia Pacific

Fujitsu Components Asia Ltd.
102E Pasir Panjang Road
#04-01 Citilink Warehouse Complex
Singapore 118529
Tel: (65) 6375-8560
Fax: (65) 6273-3021
Email: fcal@fcal.fujitsu.com
www.fcal.fujitsu.com

Компания «Life Electronics» занимается поставками электронных компонентов импортного и отечественного производства от производителей и со складов крупных дистрибьюторов Европы, Америки и Азии.

С конца 2013 года компания активно расширяет линейку поставок компонентов по направлению коаксиальный кабель, кварцевые генераторы и конденсаторы (керамические, пленочные, электролитические), за счёт заключения дистрибьюторских договоров

Мы предлагаем:

- Конкурентоспособные цены и скидки постоянным клиентам.
- Специальные условия для постоянных клиентов.
- Подбор аналогов.
- Поставку компонентов в любых объемах, удовлетворяющих вашим потребностям.
- Приемлемые сроки поставки, возможна ускоренная поставка.
- Доставку товара в любую точку России и стран СНГ.
- Комплексную поставку.
- Работу по проектам и поставку образцов.
- Формирование склада под заказчика.
- Сертификаты соответствия на поставляемую продукцию (по желанию клиента).
- Тестирование поставляемой продукции.
- Поставку компонентов, требующих военную и космическую приемку.
- Входной контроль качества.
- Наличие сертификата ISO.

В составе нашей компании организован Конструкторский отдел, призванный помогать разработчикам, и инженерам.

Конструкторский отдел помогает осуществить:

- Регистрацию проекта у производителя компонентов.
- Техническую поддержку проекта.
- Защиту от снятия компонента с производства.
- Оценку стоимости проекта по компонентам.
- Изготовление тестовой платы монтаж и пусконаладочные работы.



Тел: +7 (812) 336 43 04 (многоканальный)

Email: org@lifeelectronics.ru