



UKKB 3 BU

Order No.: 2771094

<http://eshop.phoenixcontact.de/phoenix/treeViewClick.do?UID=2771094>

End cover, Cross section: 0.2 mm² - 4 mm², AWG: 24 - 12,
Connection type: Screw connection, Width: 5.2 mm, Color: blue,
Mounting type: NS 35/7.5, NS 35/15, NS 32

Commercial data

GTIN (EAN)	 4 017918 068196
sales group	A210
Pack	50 pcs.
Customs tariff	85369010
Catalog page information	Page 357 (CL-2009)

Product notes

WEEE/RoHS-compliant since:
01/01/2003



<http://www.download.phoenixcontact.com>
Please note that the data given here has been taken from the online catalog. For comprehensive information and data, please refer to the user documentation. The General Terms and Conditions of Use apply to Internet downloads.

Technical data**General**

Number of levels	2
Number of connections	4
Color	blue
Insulating material	PA

Inflammability class acc. to UL 94	V0
Dimensions	
Width	5.2 mm
Length	67 mm
Height NS 35/7.5	62 mm
Height NS 35/15	69.5 mm
Height NS 32	67 mm
Technical data	
Rated surge voltage	6 kV
Pollution degree	3
Surge voltage category	III
Insulating material group	I
Connection in acc. with standard	IEC 60947-7-1
Nominal current I_N	32 A
Nominal voltage U_N	500 V
Connection data	
Conductor cross section solid min.	0.2 mm ²
Conductor cross section solid max.	4 mm ²
Conductor cross section stranded min.	0.2 mm ²
Conductor cross section stranded max.	2.5 mm ²
Conductor cross section AWG/kcmil min.	24
Conductor cross section AWG/kcmil max	12
Conductor cross section stranded, with ferrule without plastic sleeve min.	0.25 mm ²
Conductor cross section stranded, with ferrule without plastic sleeve max.	2.5 mm ²
Conductor cross section stranded, with ferrule with plastic sleeve min.	0.25 mm ²
Conductor cross section stranded, with ferrule with plastic sleeve max.	1.5 mm ²
2 conductors with same cross section, solid min.	0.2 mm ²
2 conductors with same cross section, solid max.	1 mm ²
2 conductors with same cross section, stranded min.	0.2 mm ²
2 conductors with same cross section, stranded max.	1.5 mm ²

2 conductors with same cross section, stranded, ferrules without plastic sleeve, min.	0.25 mm ²
2 conductors with same cross section, stranded, ferrules without plastic sleeve, max.	1.5 mm ²
2 conductors with same cross section, stranded, TWIN ferrules with plastic sleeve, min.	0.5 mm ²
2 conductors with same cross section, stranded, TWIN ferrules with plastic sleeve, max.	1 mm ²
Cross-section with insertion bridge, solid max.	2.5 mm ²
Cross-section with insertion bridge, stranded max.	2.5 mm ²
Type of connection	Screw connection
Stripping length	8 mm
Screw thread	M3
Tightening torque, min	0.5 Nm
Tightening torque max	0.6 Nm

Certificates / Approvals



Certification

CSA, CUL, DNV, GL, GOST, UL

Accessories

Item	Designation	Description
Assembly		
2771065	ATP-UKKB 3	Partition plate, Length: 75 mm, Width: 2.5 mm, Height: 67 mm, Color: gray
3022218	CLIPFIX 35	Snap-on end bracket, for 35 mm NS 35/7.5 or NS 35/15 DIN rail, can be fitted with Zack strip ZB 8 and ZB 8/27, terminal strip marker KLM 2 and KLM, width: 9.5 mm, color: gray
2771023	D-UKKB 3/5	End cover, Length: 67 mm, Width: 2.5 mm, Height: 62 mm, Color: gray
2771104	D-UKKB 3/5 BU	End cover, Length: 67 mm, Width: 2.5 mm, Height: 62 mm, Color: blue
2770859	DG-UKKB 3/ 5	End cover, Length: 67 mm, Width: 2.5 mm, Color: gray
2770273	DG-UKKB 3/ 5 BU	Cover, width: 2.5 mm, color: blue

2770804	DP-UKKB 3/ 5	Spacer plate, Length: 67 mm, Width: 2.5 mm, Height: 25 mm, Color: gray
1201413	E/UK 1	End clamps, for supporting the ends of double-level and three-level terminal blocks, width: 10 mm, color: gray
1201028	NS 32 AL UNPERF 2000MM	G rail 32 mm (NS 32)
1201280	NS 32 CU/120QMM UNPERF 2000MM	G-profile DIN rail, deep-drawn, material: Copper, unperforated, height 15 mm, width 32 mm, length 2 m
1201358	NS 32 CU/35QMM UNPERF 2000MM	G-profile DIN rail, material: Copper, unperforated, height 15 mm, width 32 mm, length 2 m
1201002	NS 32 PERF 2000MM	G-profile DIN rail, material: Steel, perforated, height 15 mm, width 32 mm, length 2 m
1201015	NS 32 UNPERF 2000MM	G-profile DIN rail, material: Steel, unperforated, height 15 mm, width 32 mm, length 2 m
0801762	NS 35/ 7,5 CU UNPERF 2000MM	DIN rail, material: Copper, unperforated, height 7.5 mm, width 35 mm, length: 2 m
0801733	NS 35/ 7,5 PERF 2000MM	DIN rail, material: Steel, galvanized and passivated with a thick layer, perforated, height 7.5 mm, width 35 mm, length: 2 m
0801681	NS 35/ 7,5 UNPERF 2000MM	DIN rail, material: Steel, unperforated, height 7.5 mm, width 35 mm, length: 2 m
1201756	NS 35/15 AL UNPERF 2000MM	DIN rail, deep-drawn, high profile, unperforated, 1.5 mm thick, material: Aluminum, height 15 mm, width 35 mm, length 2 m
1201895	NS 35/15 CU UNPERF 2000MM	DIN rail, material: Copper, unperforated, 1.5 mm thick, height 15 mm, width 35 mm, length: 2 m
1201730	NS 35/15 PERF 2000MM	DIN rail, material: Steel, perforated, height 15 mm, width 35 mm, length: 2 m
1201714	NS 35/15 UNPERF 2000MM	DIN rail, material: Steel, unperforated, height 15 mm, width 35 mm, length: 2 m
1201798	NS 35/15-2,3 UNPERF 2000MM	DIN rail, material: Steel, unperforated, 2.3 mm thick, height 15 mm, width 35 mm, length: 2 m
2770215	TS-KK 3	Separating plate, Length: 14 mm, Height: 16 mm, Color: gray

Bridges

2303145	EBL 2- 5	Insertion bridge, Number of positions: 2, Color: gray
2303158	EBL 3- 5	Insertion bridge, Number of positions: 3, Color: gray
2303132	EBL 10- 5	Insertion bridge, Number of positions: 10, Color: gray
3000175	FBRNI 2-5 N	Fixed bridge, Number of positions: 2, Color: silver
3000162	FBRNI 3-5 N	Fixed bridge, Number of positions: 3, Color: silver
3000159	FBRNI 4-5 N	Fixed bridge, Number of positions: 4, Color: silver
2770639	FBRNI 10-5 N	Fixed bridge, Number of positions: 10, Color: silver
3000609	FBRNI 20-5 N	Fixed bridge, Number of positions: 20, Color: aluminum
1413230	SBRN 2-7	Switching jumper, Color: silver

2303239	USBR 2-7	Switching jumper, Color: silver
2305538	USBRJ 2-7	Switching jumper, Number of positions: 2, Color: silver

Marking

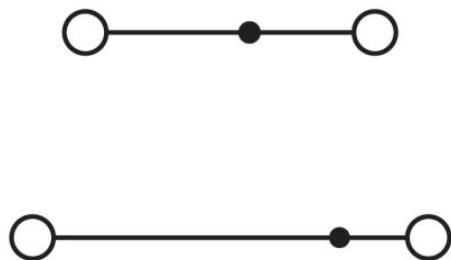
1007219	SBS 5:UNBEDRUCKT	Marker cards for modular terminal blocks, color: white
1050295	ZB 5:SO/CMS	Zack strip, 10-section, divisible, special printing, marking according to customer requirements

Plug/Adapter

2303543	KSS 5	Short-circuit connector, Number of positions: 2, Color: black
3000638	PS-UKK 3	Test plugs, Color: red
3000641	PS-UKK/E	Test plugs, Color: red
0601292	PSB 3/10/4	Female test connector, Color: silver
0201304	PSBJ 3/13/4	Female test connector, Color: silver
0201647	RPS	Reducing plug, Color: gray

Diagrams/Drawings

Circuit diagram



- 1 = cover
- 2 = spacer cover
- 3 = spacer plate
- 4 = fixed bridge
- 5 = insertion bridge
- 6 = isolator bridge bar
- 7 = bridge bar isolator
- 8 = separating plate
- 9 = partition plate

Address

PHOENIX CONTACT Deutschland GmbH
Flachmarktstr. 8
32825 Blomberg, Germany
Phone +49 5235 3 12000
Fax +49 5235 3 41200
<http://www.phoenixcontact.de>



© 2011 Phoenix Contact
Technical modifications reserved;

Компания «Life Electronics» занимается поставками электронных компонентов импортного и отечественного производства от производителей и со складов крупных дистрибьюторов Европы, Америки и Азии.

С конца 2013 года компания активно расширяет линейку поставок компонентов по направлению коаксиальный кабель, кварцевые генераторы и конденсаторы (керамические, пленочные, электролитические), за счёт заключения дистрибьюторских договоров

Мы предлагаем:

- Конкуренеспособные цены и скидки постоянным клиентам.
- Специальные условия для постоянных клиентов.
- Подбор аналогов.
- Поставку компонентов в любых объемах, удовлетворяющих вашим потребностям.
- Приемлемые сроки поставки, возможна ускоренная поставка.
- Доставку товара в любую точку России и стран СНГ.
- Комплексную поставку.
- Работу по проектам и поставку образцов.
- Формирование склада под заказчика.
- Сертификаты соответствия на поставляемую продукцию (по желанию клиента).
- Тестирование поставляемой продукции.
- Поставку компонентов, требующих военную и космическую приемку.
- Входной контроль качества.
- Наличие сертификата ISO.

В составе нашей компании организован Конструкторский отдел, призванный помогать разработчикам, и инженерам.

Конструкторский отдел помогает осуществить:

- Регистрацию проекта у производителя компонентов.
- Техническую поддержку проекта.
- Защиту от снятия компонента с производства.
- Оценку стоимости проекта по компонентам.
- Изготовление тестовой платы монтаж и пусконаладочные работы.



Тел: +7 (812) 336 43 04 (многоканальный)

Email: org@lifeelectronics.ru

www.lifeelectronics.ru