

# Thin Film Pyroelectric Linear 255 Element Line Sensor Array

With Integrated Read-Out Electronics

## Introduction

The Pyreos line sensor array utilises our unique thin-film pyroelectric PZT material to offer performance with unbeatable resolution, with the potential to capture all wavelengths of light and performance across a wide wavelength range. The ASIC readout electronics output is a multiplexed, amplified and filtered analogue signal for each sensor element. The sensor is housed in a low profile hermetic metal package along with a temperature sensor and is fitted with the customer's choice of filter window.



### Product Features

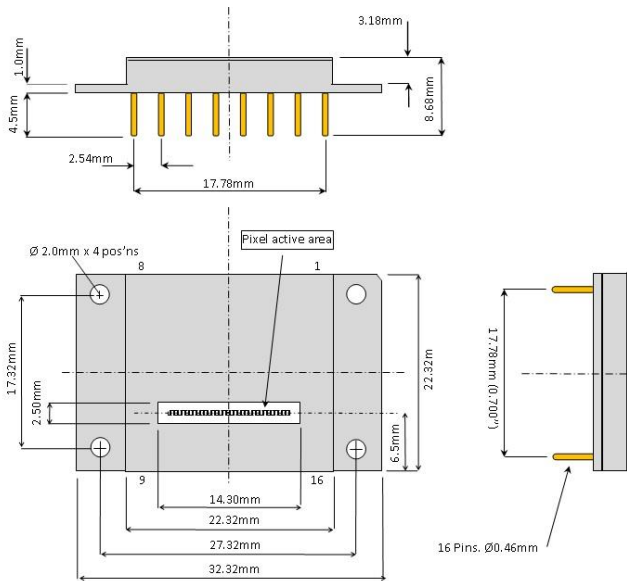
Wavelength range	0.1 to 100 $\mu\text{m}$
Operating temperature	Un-cooled operation
Number of pixels	255 sensor elements
Pixel sizes	50 $\mu\text{m}$ x 417.5 $\mu\text{m}$ pixels in 2 lines of 128 pixels <i>NO spectral gaps – all wavelengths captured!</i> Vertical separation between lines: 45 $\mu\text{m}$ In line pixel pitch: 100 $\mu\text{m}$
Response uniformity	>+/-3% pixel to pixel of array signal mean
Pixel operability	96% with no more than 2 bad pixels in any 10
Dynamic range	>75 dB
Scan speed	10-1000 Hz

### Applications

IR spectroscopy	Portable robust spectral engines
Medical diagnostics	Breath, blood and urine analysis
Laser line calibration	Temperature measurement
Process monitoring	Wind turbine, petrochemical, pharmaceutical
Terahertz imaging	Near IR InGaAs replacement
Security screening	Optical telecom channel monitoring

Please note: the information contained in this document is subject to change without further notification. Pyreos reserves the right to alter the performance and any resulting specification. Pyreos may choose not to supply any engineering sample devices as a commercial product. No responsibility is accepted for any consequential loss incurred. Pyreos Ltd, SMC, Alexander Crum Brown Road, Edinburgh EH9 3FF, UK. Tel: +441316507009, [www.pyreos.com](http://www.pyreos.com)

Package Information



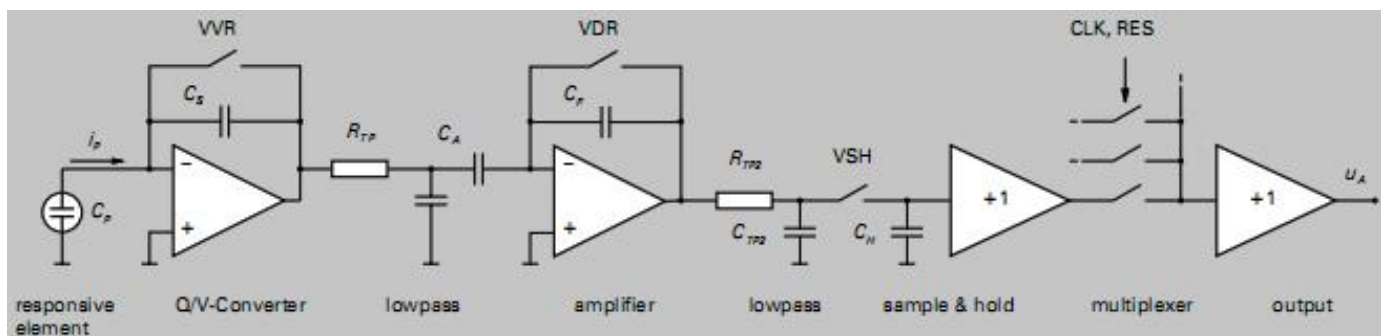
No.	Name	Comment
1.	CLK	Input clock CLK (trigger on rising edge)
2.	RES	Input clock RES (active low)
3.	VVR	Input clock VDR (active high)
4.	VDR	Input clock VDR (active high)
5.	VSH	Input clock VSH (active high)
6.	VD2	Operating voltage (+2.5 V)
7.	AVDD	Operating voltage (+5 V)
8.	VD2	Operating voltage (+2.5 V)
9.	OUT	Analogue signal output
10.	AGND	Ground
11.	n.c.	Not connected
12.	T+	Temperature sensor
13.	T-	Temperature sensor
14.	case	Case
15.	DGND	Ground
16.	DVDD	Operating voltage (+5 V)

Connect pin 6 to pin 8

Please remember to take ESD precautions when handling components

Circuit Diagram

The amplification circuit consists of low-noise preamplifiers for each individual sensor elements, analogue switches and an output amplifier. The pre-amplifiers transform the signal charges measured at each sensor element into a conditioned voltage. The amplified signal is then passed to sample and hold, multiplexer output buffer for the read-out process. The digital inputs are CMOS compatible. A 10k NTC thermistor is integrated within the package to monitor the line sensor temperature.



Thermistor is NTC, 1%. For more details check ERTJZEG103FA Datasheet on Industrial Panasonic website.

## Clock Parameters

Similar to all pyroelectric sensors, the Pyreos thin-film pyroelectric line sensor array responds to and detects a change in infrared radiation intensity. It therefore requires a pulsed source of infrared radiation for measurement purposes.

Parameter <sup>1</sup>	Relative Value	Min. Values	Recommended Value
Chopping Frequency <sup>2</sup> $f_{Ch}$		10 Hz	128 Hz
Read-out Clock CLK $f_{CLK} = 2 * f_{Ch} * 268$	$1/t_{CLK}$	5.36 KHz	69 KHz
Reset clock low-impulse duration $t_{RES}$	$1/2 t_{CLK}$	1.8 $\mu s$	7.5 $\mu s$
Clock VVR high-impulse duration $t_{VVR}$	$2 t_{CLK}$	7.5 $\mu s$	30 $\mu s$
Clock VDR high-impulse duration $t_{VDR}$	$28 t_{CLK}$	200 $\mu s$	400 $\mu s$
Clock VSH high-impulse duration $t_{VSH}$	$1 t_{CLK}$	3.5 $\mu s$	15 $\mu s$

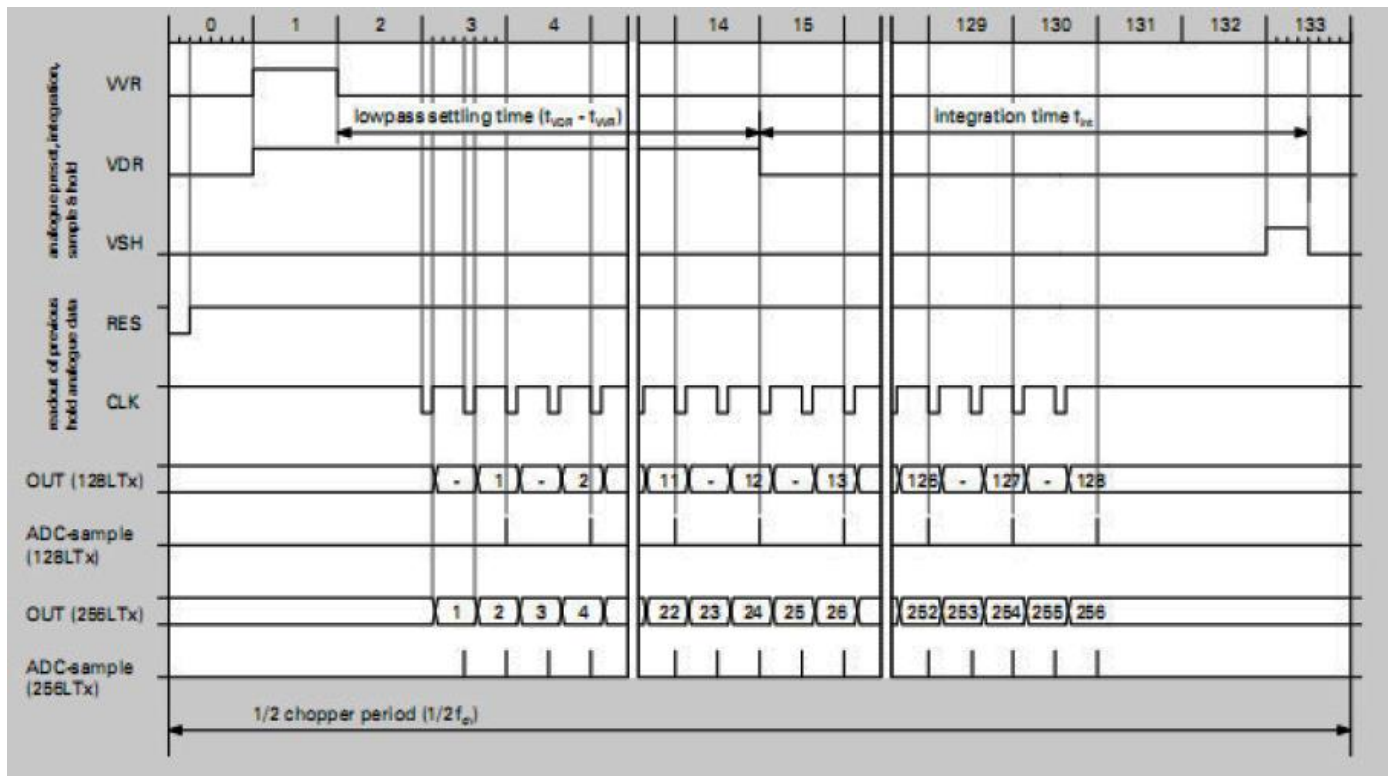
Maximum Settling Time at output  $t_{out}$  is 1  $\mu$  second

<sup>1</sup>All values for VDD = 5 V, VD2 = 2.5V

<sup>2</sup> $t_{Ch low} = t_{Ch high}$

## Clock Diagram

Pixel 1 is nearest pin 1 of the device.



Please note: the information contained in this document is subject to change without further notification. Pyreos reserves the right to alter the performance and any resulting specification. Pyreos may choose not to supply any engineering sample devices as a commercial product. No responsibility is accepted for any consequential loss incurred. Pyreos Ltd, SMC, Alexander Crum Brown Road, Edinburgh EH9 3FF, UK. Tel: +441316507009, [www.pyreos.com](http://www.pyreos.com)

## Filters Available

Part Number	PY0312	PY0716	PY0725	PY0739	PY1500
Filter Material	AR-Germanium	Silicon	No filter	LVF	LVF
Filter type	Antireflection coated GE	Antireflection coated Silicon	-	Linear Variable filter	Linear Variable Filter
Transmission wavelength ( $\mu\text{m}$ )	-	-	All	5.5 to 11 (CWL 2%)	2.5 to 5 (CWL 2%)
Transmission wavenumbers ( $\text{cm}^{-1}$ )	-	-	All	1818 to 909	4000 to 2000

## Order Information

Please quote PY-LA-S-255 and your desired customizations of this product. Contact: [sales@pyreos.com](mailto:sales@pyreos.com)

Компания «Life Electronics» занимается поставками электронных компонентов импортного и отечественного производства от производителей и со складов крупных дистрибьюторов Европы, Америки и Азии.

С конца 2013 года компания активно расширяет линейку поставок компонентов по направлению коаксиальный кабель, кварцевые генераторы и конденсаторы (керамические, пленочные, электролитические), за счёт заключения дистрибьюторских договоров

Мы предлагаем:

- Конкурентоспособные цены и скидки постоянным клиентам.
- Специальные условия для постоянных клиентов.
- Подбор аналогов.
- Поставку компонентов в любых объемах, удовлетворяющих вашим потребностям.
- Приемлемые сроки поставки, возможна ускоренная поставка.
- Доставку товара в любую точку России и стран СНГ.
- Комплексную поставку.
- Работу по проектам и поставку образцов.
- Формирование склада под заказчика.
- Сертификаты соответствия на поставляемую продукцию (по желанию клиента).
- Тестирование поставляемой продукции.
- Поставку компонентов, требующих военную и космическую приемку.
- Входной контроль качества.
- Наличие сертификата ISO.

В составе нашей компании организован Конструкторский отдел, призванный помогать разработчикам, и инженерам.

Конструкторский отдел помогает осуществить:

- Регистрацию проекта у производителя компонентов.
- Техническую поддержку проекта.
- Защиту от снятия компонента с производства.
- Оценку стоимости проекта по компонентам.
- Изготовление тестовой платы монтаж и пусконаладочные работы.



Тел: +7 (812) 336 43 04 (многоканальный)

Email: [org@lifeelectronics.ru](mailto:org@lifeelectronics.ru)