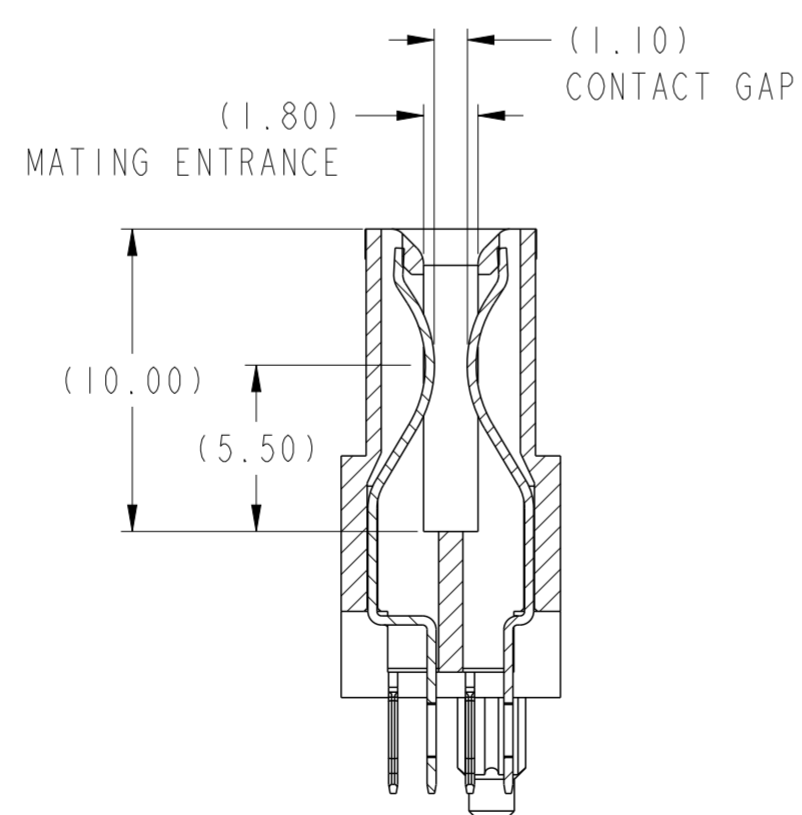


SECTION A-A
SCALE 4:1



SECTION B-B
SCALE 4:1

| | | | | | | | | | | |
|---------------------------------------|---------------------|-------|----------------|------------|----------------|------------------------|--------------|----------------|--|-----|
| spec ref | - | dr | Wei-Long Zhang | 2012/07/05 | projection | MM | size | A2 | scale | 1:1 |
| tolerance std | ISO 406 ISO 1101 | eng | Sunny2 Liu | 2016/05/05 | | | ecn no | ELX-DG-24036-1 | | |
| TOLERANCES UNLESS OTHERWISE SPECIFIED | | chr | Terris Liu | 2016/05/20 | | | | rel level | Released | |
| surface | ISO 1302 | appr | Pai-Ming Zheng | 2016/05/24 | product family | Amphenol FCI | | title | STD VERT REC UNIVERSAL HIGH POWER CARD EDGE | |
| | linear | 0.X | ±0.3 | | cat. no. | Product - Customer Drw | sheet 1 of 4 | rev | C | |
| | 0.XX | ±0.10 | | | | | | | | |
| | 0.XXX | ±0.05 | | | | | | | | |
| | angular | 0° | ±2° | | | | | | | |

| CONTACT TYPE | TOP LAYER DESCRIPTION | TABLE 1 (HPCE / SOLDER TAILS) PLATED THROUGH-HOLE REQUIREMENTS | | | | |
|----------------|-----------------------|---|------------------|--------------------|---------------|------------------------|
| | | DRILLED HOLE DIAMETER | COPPER THICKNESS | TIN-LEAD THICKNESS | TIN THICKNESS | FINISHED HOLE DIAMETER |
| POWER & SIGNAL | TIN-LEAD | 1.10-1.16 (1.15 DRILL) | 0.025 - 0.050 | 0.005 - 0.015 | -- | 0.94 - 1.10 |
| | IMMERSION TIN | 1.10-1.16 (1.15 DRILL) | 0.025 - 0.050 | -- | 0.9 - 1.5um | 0.94 - 1.10 |
| | COPPER (SEE NOTE 8) | 1.10-1.16 (1.15 DRILL) | 0.025 - 0.050 | -- | -- | 0.94 - 1.10 |

| CONTACT TYPE | TOP LAYER DESCRIPTION | TABLE 2 (HPCE / PRESS-FIT TAILS) PLATED THROUGH-HOLE REQUIREMENTS | | | | |
|----------------|-----------------------|--|------------------|--------------------|---------------|------------------------|
| | | DRILLED HOLE DIAMETER | COPPER THICKNESS | TIN-LEAD THICKNESS | TIN THICKNESS | FINISHED HOLE DIAMETER |
| POWER & SIGNAL | TIN-LEAD | 0.81-0.86 (0.85 DRILL) | 0.025 - 0.050 | 0.005 - 0.015 | -- | 0.65 - 0.80 |
| | IMMERSION TIN | 0.81-0.86 (0.85 DRILL) | 0.025 - 0.050 | -- | 0.9 - 1.5um | 0.70 - 0.80 |
| | COPPER (SEE NOTE 8) | 0.81-0.86 (0.85 DRILL) | 0.025 - 0.050 | -- | -- | 0.70 - 0.80 |



Amphenol FCI

© 2016 AFCI

| | | | | | | | | | | |
|---------------------------------------|---------------------|------|----------------|---------------------|--|-------------------|--------------------|----------------|------------------------|--------------|
| spec ref | - | dr | Wei-Long Zhang | 2012/07/05 | projection | MM | size | A2 | scale | 1:1 |
| tolerance std | ISO 406 ISO 1101 | eng | Sunny2 Liu | 2016/05/05 | | | ecn no | ELX-DG-24036-1 | rel level | Released |
| TOLERANCES UNLESS OTHERWISE SPECIFIED | | chr | Terris Liu | 2016/05/20 | | | | | | |
| | | appr | Pai-Ming Zheng | 2016/05/24 | | | | | | |
| surface | linear | 0.X | ±0.3 | Amphenol FCI | product family STD VERT REC UNIVERSAL HIGH POWER CARD EDGE | title cat. no. | dwg no 10121506 | rev C | Product - Customer Drw | sheet 2 of 4 |
| | | 0.XX | ±0.10 | | | | | | | |
| | angular | 0° | ±2° | | | | | | | |

PDS: Rev :C

STATUS:Released

Printed: May 24, 2016

A

B

C

D

E

F

A

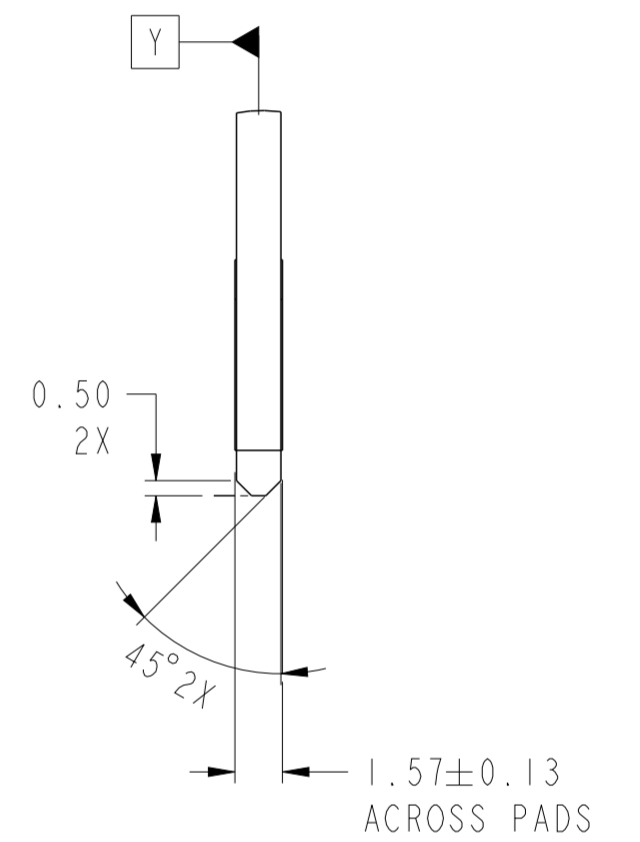
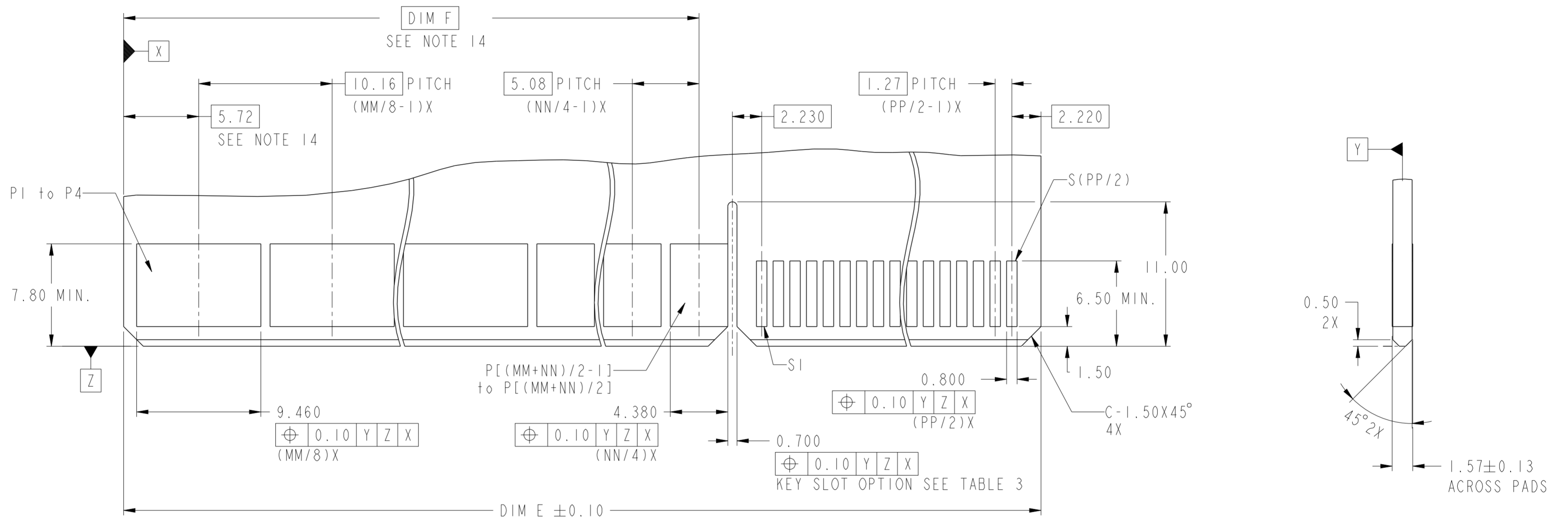
B

C

D

E

F



Amphenol FCI

© 2016 AFCl

| | | | | | | | | | | | | |
|---------------|---------------------|----------------|----------------|------------|------------|------------------------|------------------------|----------------|-----------|----------|-----|---|
| spec ref | - | dr | Wei-Long Zhang | 2012/07/05 | projection | MM | size | A2 | scale | 1:1 | | |
| tolerance std | ISO 406 ISO 1101 | eng | Sunny2 Liu | 2016/05/05 | | | ecn no | ELX-DG-24036-1 | rel level | Released | | |
| surface | ISO 1302 | chr | Terris Liu | 2016/05/20 | | | | | | | | |
| | | appr | Pei-Ming Zheng | 2016/05/24 | | | | | | | | |
| | | product family | Amphenol FCI | | | title | STD VERT REC UNIVERSAL | | dwg no | 10121506 | rev | C |
| | | | | | | linear | 0.X | ±0.3 | | | | |
| | | | | | | | 0.XX | ±0.10 | | | | |
| | | | | | | | 0.XXX | ±0.05 | | | | |
| | | | | | | angular | 0° | ±2° | | | | |
| | | | | | cat. no. | Product - Customer Drw | | sheet 3 of 4 | | | | |

PDS: Rev :C

STATUS:Released

Printed: May 24, 2016

10121506 - MM NN PP LF

LEAD FREE

Polarization Key Option

Tail Type
Note 12

| | | | |
|-----|----|-----|----|
| A | B | C | D |
| Y | Y | N | N |
| STB | PF | STB | PF |

4 BEAM PWR CONTACT QTY
(NEXT TO LEFT END)

2 BEAM PWR CONTACT QTY
(NEXT TO SIGNAL)

SIGNAL CONTACT QTY



Example: The configuration above is 10121506-241232BLF
STD VERT REC 36P32S with polarization key.
24P is 4 beam contact, 12P is 2 beam contact.

TABLE 3. PART NUMBER CODE. HPCE STD VERT REC P+S CONFIG

| DIM | TABLE 2. LENGTH FORMULAS. |
|------------|---|
| DIM A (13) | $(MM/8) \times 10.16 + (NN/4) \times 5.08 + (PP/2) \times 1.27 + 9.12$ |
| DIM B | DIM "A" - 5.00 |
| DIM C | DIM "A" - 2.34 |
| DIM D | DIM "A" - 4.04 |
| DIM E | DIM "A" - 5.30 |
| DIM F (14) | $(MM/8-1) \times 10.16 + (NN/4-1) \times 5.08 + 13.34$ (WITH 4 BEAM CONTACT) 3.18 (WITHOUT 4 BEAM CONTACT) |



EXAMPLE: 10121506-241232BLF

NOTES:

- CONNECTOR MATERIALS:
HOUSING: HIGH TEMPERATURE THERMAL PLASTIC, BLACK
UL 94V-0 COMPLIANT
CONTACTS: HIGH PERFORMANCE COPPER ALLOY.
- CONTACT FINISH REF. GS-12-604 SECTION 5.2.
- PRODUCT SPECIFICATION: GS-12-604.
- APPLICATION SPECIFICATION: GS-20-128.
- PRODUCT MARKING ON HOUSING IN AREA SHOWN MEETS AFCI SPECIFICATION: GS-24-007.
- PACKAGING MEETS FCI SPECIFICATION GS-14-937.
- HOUSING COMPONENT WILL WITHSTAND EXPOSURE TO 260°C PEAK TEMPERATURE FOR 60 SECONDS IN A CONVECTION, INFRA-RED, OR VAPOR PHASE REFLOW OVEN.
- COPPER PLATING THICKNESS IN CENTER OF VIA-HOLE CAN BE NO MORE THAN 0.003 LESS THAN OTHER AREAS.
- ALL HOLE SIZES ARE FINISHED HOLE SIZES.
- MOUNTING HOLES ARE UNPLATED
Ø 2.40 +/- 0.1 FOR PRESS-FIT TAILS
Ø 2.18 +/- 0.03 FOR SOLDER TAILS
- PRESS FIT APPLICATION TOOL DRAWING : 10119453.
- STB= SOLDER TO BOARD, 1.57-2.38mm PCB THICKNESS.
PF = PRESS FIT, 1.57mm MINIMUM PCB THICKNESS.
- MAXIMUM OVERALL LENGTH IS 100mm.

- DIM IS NOT APPLICABLE IF NO 4 BEAM CONTACT OR 2 BEAM CONTACT.
- A Δ SYMBOL WILL BE NEXT TO ANY DIMENSION, VIEW, OR NOTE WHICH HAS BEEN MODIFIED WITH THE CURRENT DRAWING REVISION.

| | | | | | | | | | | |
|---------------------------------------|---------------------|------|----------------|--------------|----------------|------------------------|--------------|----------------|----------|-----|
| spec ref | - | dr | Wei-Long Zhang | 2012/07/05 | projection | MM | size | A2 | scale | 1:1 |
| tolerance std | ISO 406 ISO 1101 | eng | Sunny2 Liu | 2016/05/05 | | | ecn no | ELX-DG-24036-1 | | |
| TOLERANCES UNLESS OTHERWISE SPECIFIED | | chr | Terris Liu | 2016/05/20 | | | | rel level | Released | |
| surface | linear | 0.X | ±0.3 | Amphenol FCI | product family | STD VERT REC UNIVERSAL | dwg no | 10121506 | | |
| | | 0.XX | ±0.10 | | | HIGH POWER CARD EDGE | | rev | C | |
| | angular | 0° | ±2° | | cat. no. | Product - Customer Drw | sheet 4 of 4 | | | |

Amphenol FCI

© 2016 AFCI

Компания «Life Electronics» занимается поставками электронных компонентов импортного и отечественного производства от производителей и со складов крупных дистрибьюторов Европы, Америки и Азии.

С конца 2013 года компания активно расширяет линейку поставок компонентов по направлению коаксиальный кабель, кварцевые генераторы и конденсаторы (керамические, пленочные, электролитические), за счёт заключения дистрибьюторских договоров

Мы предлагаем:

- Конкурентоспособные цены и скидки постоянным клиентам.
- Специальные условия для постоянных клиентов.
- Подбор аналогов.
- Поставку компонентов в любых объемах, удовлетворяющих вашим потребностям.
- Приемлемые сроки поставки, возможна ускоренная поставка.
- Доставку товара в любую точку России и стран СНГ.
- Комплексную поставку.
- Работу по проектам и поставку образцов.
- Формирование склада под заказчика.
- Сертификаты соответствия на поставляемую продукцию (по желанию клиента).
- Тестирование поставляемой продукции.
- Поставку компонентов, требующих военную и космическую приемку.
- Входной контроль качества.
- Наличие сертификата ISO.

В составе нашей компании организован Конструкторский отдел, призванный помогать разработчикам, и инженерам.

Конструкторский отдел помогает осуществить:

- Регистрацию проекта у производителя компонентов.
- Техническую поддержку проекта.
- Защиту от снятия компонента с производства.
- Оценку стоимости проекта по компонентам.
- Изготовление тестовой платы монтаж и пусконаладочные работы.



Тел: +7 (812) 336 43 04 (многоканальный)

Email: org@lifeelectronics.ru