


# 3M™ DIN C-Form Socket

Vertical, Solder Tail or Press-Fit Termination

DIN 41612 Series



- Multi-pin count socket compatible with VME, Multibus II, and VXI backpanels
- Expanded pin counts
- Optional press-fit or solder tail termination
- Mates with C-form and R-form plugs
- Optional retention clip
- See the Regulatory Information Appendix (RIA) in the “RoHS compliance” section of [www.3M.com/Interconnects](http://www.3M.com/Interconnects) for compliance information (RIA E1 & C1 apply)

Date Modified: February 2, 2010

TS-2306-E  
Sheet 1 of 3

## Physical

### Insulation:

Material: Glass Filled Polyester (PBT)  
Flammability: UL 94V-0  
Color: Gray

### Contact:

Material: Copper Alloy

### Plating:

Underplating: 50  $\mu$ ” Min. Nickel  
Wiping Area: See Ordering Information  
Termination: See Ordering Information

## Electrical

Current Rating: 3.0A at 30°C T-rise above Ambient  
Contact Resistance:  $\leq 20$  m $\Omega$   
Insulation Resistance:  $\geq 1,000$  M $\Omega$ , 100V<sub>DC</sub>  
Withstanding Voltage: 1,000 V<sub>AC</sub> for 1 minute

## Environmental

Temperature Rating: -55°C to 125°C  
Process Temperature Rating: Maximum Insulator Temperature 191°C (solder wave process only)

UL File No.: E68080



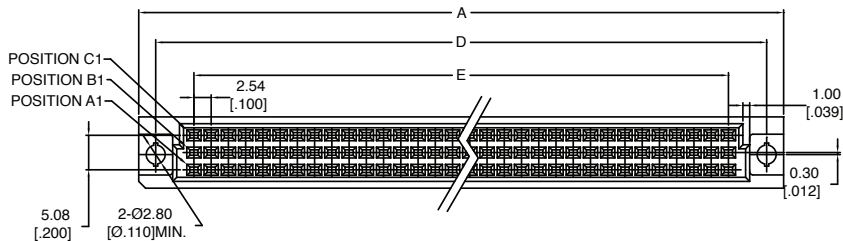
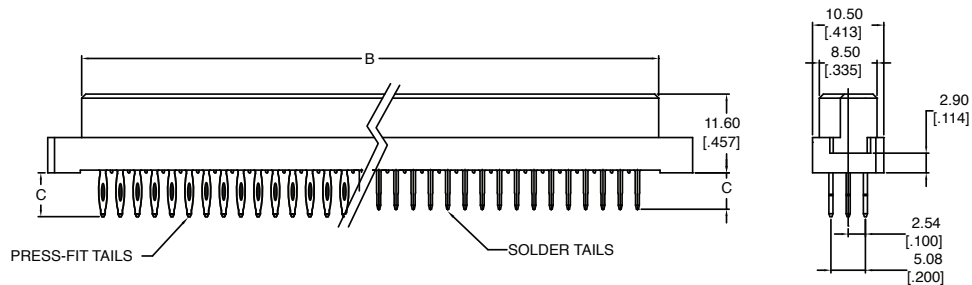
# 3M™ DIN C-Form Socket

Vertical, Solder Tail or Press-Fit Termination

DIN 41612 Series

Table 1

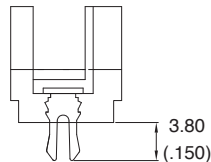
Contact Quantity	Part Number	A	B	D	E
16	DIN-016CSA-XXX-XXXX	54.40 [2.142]	44.40 [1.748]	50.00 [1.969]	38.10 [1.500]
32	DIN-032CSB-XXX-XXXX	54.40 [2.142]	44.40 [1.748]	50.00 [1.969]	38.10 [1.500]
48	DIN-048CSC-XXX-XXXX	54.40 [2.142]	44.40 [1.748]	50.00 [1.969]	38.10 [1.500]
32	DIN-032CSD-XXX-XXXX	54.40 [2.142]	44.40 [1.748]	50.00 [1.969]	38.10 [1.500]
16	DIN-016CSE-XXX-XXXX	54.40 [2.142]	44.40 [1.748]	50.00 [1.969]	38.10 [1.500]
32	DIN-032CSA-XXX-XXXX	95.00 [3.740]	85.00 [3.346]	90.00 [3.543]	78.74 [3.100]
64	DIN-064CSB-XXX-XXXX	95.00 [3.740]	85.00 [3.346]	90.00 [3.543]	78.74 [3.100]
96	DIN-096CSC-XXX-XXXX	95.00 [3.740]	85.00 [3.346]	90.00 [3.543]	78.74 [3.100]
64	DIN-064CSD-XXX-XXXX	95.00 [3.740]	85.00 [3.346]	90.00 [3.543]	78.74 [3.100]
32	DIN-032CSE-XXX-XXXX	95.00 [3.740]	85.00 [3.346]	90.00 [3.543]	78.74 [3.100]



mm  
[inch]

Tolerance Unless Noted			
	X.	.X	.XX
mm	± 0.50	± 0.25	± 0.15

[ ] Dimension for Reference Only

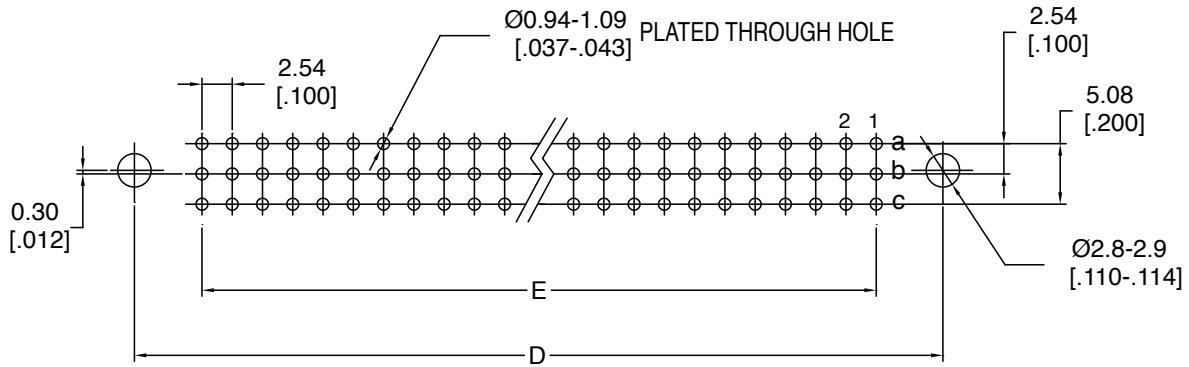


TS-2306-E  
Sheet 2 of 3

# 3M™ DIN C-Form Socket

Vertical, Solder Tail or Press-Fit Termination

DIN 41612 Series



## RECOMMENDED PCB LAYOUT

### Ordering Information

**DIN - XXXCS X - XXX - XX**

Contact Quantity  
SEE TABLE 1

A = A Row only (see note)  
B = Rows A & C Filled  
C = Rows A, B & C Filled  
D = Rows A & B Filled  
E = B Row only (see note)

Termination Options:  
SEE TABLE 2

Plating Options:

SH = 1 - 3  $\mu$ m Gold on Contact  
120 - 200  $\mu$ m Matte Tin on Terminal  
FJ = 10 - 20  $\mu$ m Gold on Contact  
120 - 200  $\mu$ m Matte Tin on Terminal  
KR = 30 - 40  $\mu$ m Gold on Contact  
120 - 200  $\mu$ m Matte Tin on Terminal  
HM = 3  $\mu$ m Gold on Contact, 7  $\mu$ m Min. PdNi  
120 - 200  $\mu$ m Matte Tin on Terminal  
KV = 30  $\mu$ m Gold on contact area, 1 - 3  $\mu$ m Gold  
on Board Termination

Table 2

SOLDER TERMINATION OPTION NO.	DIM "C" mm (in)	Comments
R1L	3.75 (.148)	with Retention Clips
R3L	2.29 (.090)	with Retention Clips
S1L	3.75 (.148)	no Retention Clips
S3L	2.29 (.090)	no Retention Clips
W	14.70 (.579)	no Retention Clips
PRESS-FIT TERMINATION OPTION NO.		
PS	5.99 (.236)	
PSL	4.25 (.167)	
PW1	12.90 (.508)	

Note: A and E options are not currently covered in UL File No. E68080

TS-2306-E  
Sheet 3 of 3

**Important Notice**

All statements, technical information, and recommendations related to 3M's products are based on information believed to be reliable, but the accuracy or completeness is not guaranteed. Before using this product, you must evaluate it and determine if it is suitable for your intended application. You assume all risks and liability associated with such use. Any statements related to the product which are not contained in 3M's current publications, or any contrary statements contained on your purchase order shall have no force or effect unless expressly agreed upon, in writing, by an authorized officer of 3M.

**Warranty; Limited Remedy; Limited Liability.**

This product will be free from defects in material and manufacture for a period of one (1) year from the time of purchase. **3M MAKES NO OTHER WARRANTIES INCLUDING, BUT NOT LIMITED TO, ANY IMPLIED WARRANTY OF MERCHANTABILITY OR FITNESS FOR A PARTICULAR PURPOSE.** If this product is defective within the warranty period stated above, your exclusive remedy shall be, at 3M's option, to replace or repair the 3M product or refund the purchase price of the 3M product. **Except where prohibited by law, 3M will not be liable for any indirect, special, incidental or consequential loss or damage arising from this 3M product, regardless of the legal theory asserted.**

**3M Electronics Solutions Division**

6801 River Place Blvd.  
Austin, TX 78726-9000  
U.S.A.  
1-800-225-5373  
[www.3Mconnector.com](http://www.3Mconnector.com)

Please recycle. Printed in USA.  
© 3M 2010. All rights reserved.  
RIA-2217B-E

3M is a trademark of 3M Company.

Компания «Life Electronics» занимается поставками электронных компонентов импортного и отечественного производства от производителей и со складов крупных дистрибьюторов Европы, Америки и Азии.

С конца 2013 года компания активно расширяет линейку поставок компонентов по направлению коаксиальный кабель, кварцевые генераторы и конденсаторы (керамические, пленочные, электролитические), за счёт заключения дистрибьюторских договоров

Мы предлагаем:

- Конкурентоспособные цены и скидки постоянным клиентам.
- Специальные условия для постоянных клиентов.
- Подбор аналогов.
- Поставку компонентов в любых объемах, удовлетворяющих вашим потребностям.
- Приемлемые сроки поставки, возможна ускоренная поставка.
- Доставку товара в любую точку России и стран СНГ.
- Комплексную поставку.
- Работу по проектам и поставку образцов.
- Формирование склада под заказчика.
- Сертификаты соответствия на поставляемую продукцию (по желанию клиента).
- Тестирование поставляемой продукции.
- Поставку компонентов, требующих военную и космическую приемку.
- Входной контроль качества.
- Наличие сертификата ISO.

В составе нашей компании организован Конструкторский отдел, призванный помогать разработчикам, и инженерам.

Конструкторский отдел помогает осуществить:

- Регистрацию проекта у производителя компонентов.
- Техническую поддержку проекта.
- Защиту от снятия компонента с производства.
- Оценку стоимости проекта по компонентам.
- Изготовление тестовой платы монтаж и пусконаладочные работы.



Тел: +7 (812) 336 43 04 (многоканальный)  
Email: [org@lifeelectronics.ru](mailto:org@lifeelectronics.ru)