

TDS / TDSH / TDSL SERIES

Relay Output, Single Shot Time Delay Relay



*8-pin models UL listed when used in combination with P1011-6 socket only.

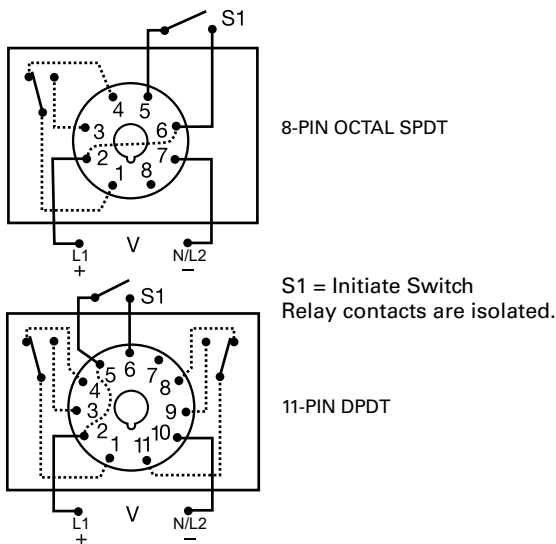


8-PIN



11-PIN

Wiring Diagram



Description

The TDS Series combines accurate digital circuitry with isolated, 10A rated, DPDT or SPDT relay contacts in an 8-pin or 11-pin plug-in package. The TDS Series features DIP switch selectable time delays ranging from 0.1s to 10,230s in three ranges. The TDS Series is the product of choice for custom control panel and OEM designers.

Operation (Single Shot)

Input voltage must be applied to the input before and during timing. Upon momentary or maintained closure of the initiate switch (leading edge triggered), the output relay energizes for a measured interval of time. At the end of the delay, the output de-energizes. Opening or reclosing the initiate switch during timing has no effect on the time delay. The output will energize if the initiate switch is closed when input voltage is applied.

Reset: Reset occurs when the time delay is complete and the initiate switch is opened. Loss of input voltage resets the time delay and output.

Features & Benefits

FEATURES	BENEFITS
3 time ranges available (0.1s to 2.8h)	Makes it versatile for use in many applications
Microcontroller based	Repeat Accuracy + / - 0.1% or 20ms, whichever is greater; Setting Accuracy + / - 2% or 50ms, whichever is greater
LED indication (select models)	Provides visual indication of relay status
DIP switch adjustment	Provides first time setting accuracy
Isolated output contacts	Allows control of loads for AC or DC voltages

Ordering Information

MODEL	INPUT VOLTAGE	DELAY RANGE (SEC)	LED	PLUG TYPE/OUTPUT FORM
TDS120AL	120VAC	1-1023 in 1s increments	X	Octal (8-pin) plug, SPDT
TDS120ALD	120VAC	1-1023 in 1s increments	X	11-pin plug, DPDT
TDS12D	12VDC	1-1023 in 1s increments		Octal (8-pin) plug, SPDT
TDS230AL	230VAC	1-1023 in 1s increments	X	Octal (8-pin) plug, SPDT
TDS24AL	24VAC	1-1023 in 1s increments	X	Octal (8-pin) plug, SPDT
TDSH120AL	120VAC	10-10230 in 10s increments	X	Octal (8-pin) plug, SPDT
TDSL120AL	120VAC	0.1-102.3 in 0.1s increments	X	Octal (8-pin) plug, SPDT
TDSL12D	12VDC	0.1-102.3 in 0.1s increments		Octal (8-pin) plug, SPDT

If you don't find the part you need, call us for a custom product 800-843-8848

TDS / TDSH / TDSL SERIES

Accessories



BZ1 Front Panel Mount Kit
Provides an easy method of through-the-panel mounting of 8- or 11-pin plug-in timers, flashers, and other controls.



NDS-8 Octal 8-pin Socket
8-pin 35mm DIN rail or surface mount. Rated at 10A @ 300VAC. Surface mounted with two #6 (M 3.5 x 0.6) screws or snaps onto a 35 mm DIN rail. Uses PSC8 hold-down clips.



NDS-11 11-pin Socket
11-pin 35mm DIN rail or surface mount. Rated at 10A @ 300VAC. Surface mounted with two #6 (M 3.5 x 0.6) screws or snaps onto a 35 mm DIN rail. Uses PSC11 hold-down clips.



PSC8 or PSC11 Hold-down Clips
Securely mounts plug-in controls in any position. Provides protection against vibration. Use PSC8 with NDS-8 Octal Socket or PSC11 with NDS-11 Socket. Sold in pairs.



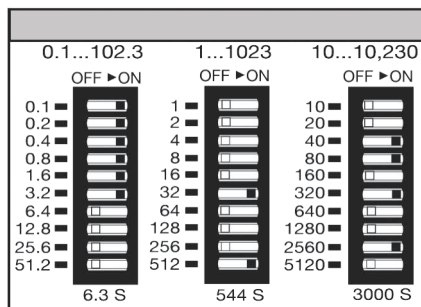
PSCRB8 Hold-down Brackets
Designed for use with P1011-6 socket. Securely mounts 8-pin plug-in controls in any position, and provides protection against vibration. Sold in pairs.



P1011-6 Octal Socket for UL listing*
8-pin surface mount socket with binder head screw terminals. Rated 10A @ 600VAC. Uses PSCRB8 Hold-down Brackets.

*8-pin models UL listed when used in combination with P1011-6 socket only.

Digi-Set Binary Switch Operation



**For CE approved applications, power must be removed from the unit when a switch position is changed.

Specifications

Time Delay

Type

Range**

Digital integrated circuitry
0.1 - 102.3s in 0.1s increments
1 - 1023s in 1s increments
10 - 10,230s in 10s increments

Repeat Accuracy

Setting Accuracy

Reset Time

Recycle Time

Time Delay vs Temp.

& Voltage

Indicator

Initiate Time

Input

Voltage

Tolerance

12VDC & 24VDC/AC

110 to 230VAC/DC

AC Line Frequency

Power Consumption

Output

Type

Form

Rating

Life

Protection

Isolation Voltage

Polarity

Mechanical

Mounting

Termination

Dimensions

Environmental

Operating/Storage

Temperature

Weight

±0.1% or 20ms, whichever is greater
±2% or 50ms, whichever is greater
≤ 50ms
≤ 150ms
±5%
LED glows during timing; relay is energized
≤ 60ms

12, 24/28, or 110VDC; 24, 120, or 230VAC

-15% - 20%

-20% - 10%

50/60 Hz

≤ 3.25W

Electromechanical relay

SPDT or DPDT

10A resistive @ 120/240VAC & 28VDC;

1/3 hp @ 120/240VAC

Mechanical - 1 x 10⁷; Electrical - 1 x 10⁶

≥ 1500V RMS input to output

DC units are reverse polarity protected

Plug-in socket

Octal 8-pin plug-in or 11-pin plug-in

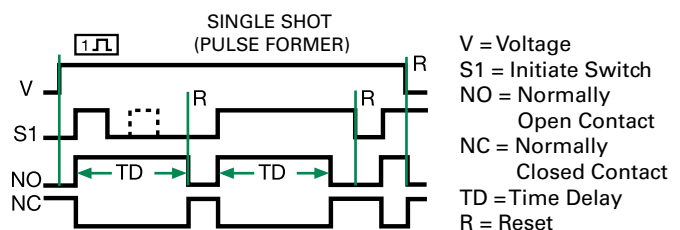
H 81.3 mm (3.2"); **W** 60.7 mm (2.39");

D 45.2 mm (1.78")

-20° to 65°C/-30° to 85°C

≈ 6 oz (170 g)

Function Diagram



Компания «Life Electronics» занимается поставками электронных компонентов импортного и отечественного производства от производителей и со складов крупных дистрибьюторов Европы, Америки и Азии.

С конца 2013 года компания активно расширяет линейку поставок компонентов по направлению коаксиальный кабель, кварцевые генераторы и конденсаторы (керамические, пленочные, электролитические), за счёт заключения дистрибьюторских договоров

Мы предлагаем:

- Конкуренспособные цены и скидки постоянным клиентам.
- Специальные условия для постоянных клиентов.
- Подбор аналогов.
- Поставку компонентов в любых объемах, удовлетворяющих вашим потребностям.
- Приемлемые сроки поставки, возможна ускоренная поставка.
- Доставку товара в любую точку России и стран СНГ.
- Комплексную поставку.
- Работу по проектам и поставку образцов.
- Формирование склада под заказчика.
- Сертификаты соответствия на поставляемую продукцию (по желанию клиента).
- Тестирование поставляемой продукции.
- Поставку компонентов, требующих военную и космическую приемку.
- Входной контроль качества.
- Наличие сертификата ISO.

В составе нашей компании организован Конструкторский отдел, призванный помогать разработчикам, и инженерам.

Конструкторский отдел помогает осуществить:

- Регистрацию проекта у производителя компонентов.
- Техническую поддержку проекта.
- Защиту от снятия компонента с производства.
- Оценку стоимости проекта по компонентам.
- Изготовление тестовой платы монтаж и пусконаладочные работы.



Тел: +7 (812) 336 43 04 (многоканальный)

Email: org@lifeelectronics.ru