

PICO® 259-UL913 Series Intrinsically Safe Fuse



Agency Approvals

Agency	Agency File Number	Ampere Range
	Baseefa02ATEX0071U	0.62A - 5A
	E10480 E358130	0.62A - 5A
	IECEX BAS 10.0098U	0.62A - 5A

Electrical Characteristics for Series

% of Ampere Rating	Opening Time
100%	4 Hours, Minimum
200%	5 Seconds, Maximum

Electrical Specifications by Items

Ampere Rating (A)	Amp Code	Interrupting Rating	Nominal Melting I ² t (A ² Sec.)	Minimum Cold Resistance at -20°C (Ohms)	Minimum Cold Resistance at -40°C (Ohms)	Nominal Cold Resistance at 25°C (Ohms)	Agency Approvals			
0.062	.062	50A @ 125 VAC 300A @ 125 VDC	0.00011	4.89	4.39	7.00	x	x	x	x
0.125	.125		0.0012	1.35	1.26	1.70	x	x	x	x
0.250	.250		0.0095	0.51	0.48	0.67	x	x	x	x
0.375	.375		0.025	0.32	0.29	0.395	x	x	x	x
0.500	.500		0.0598	0.24	0.22	0.302	x	x	x	x
0.750	.750		0.153	0.14	0.12	0.175	x	x	x	x
1.00	001.		0.256	0.10	0.07	0.128	x	x	x	x
3.00	003.		1.27	0.03	0.01	0.03	x	x	x	x
5.00	005.	50A @ 125 VAC 300A @ 63 VDC	4.14	0.01	0.005	0.0158	x	x	x	x

Schedule of limitations:

- 1) The fuse must be mounted in such a way that creepage and clearance distances aren't impaired in any way.
- 2) The fuse is suitable for use in intrinsically safe equipment for voltages not exceeding 190V peak.
- 3) Maximum surface temperature rise at 170% rated current: ≤750mA=40°C, 1A=55°C, 3A=118°C and 5A=135°C.

Description

The 259-UL913 Series offers a range of encapsulated fuses certified under the UL 913, the standard for intrinsically safe electrical equipment, to operate in hazardous locations. Ideal for use in the oil, gas, mine, chemical process, and pharmaceutical industries, the 259-UL913 fuse was designed to limit the energy and temperature generated during its operation. In addition to UL913, these fuses meet ATEX and IECEx requirements. The fuse design and its encapsulant are suitable for use in intrinsically safe apparatus and associated apparatus for voltage not exceeding 125V rms (190V peak).

Features

- Encapsulated and sealed (1mm minimum)
- Global hazardous location certifications
- 0.62A - 5A range options
- Designed to operate within hazardous environments

Applications

- Testing, measuring or processing electronic and electrical equipment

Reference Standards

Agency	Standards
ATEX	EN 60079-0, EN 60079-11
IECEX	IEC 60079-0, IEC 60079-11

Additional Information



Datasheet



Resources



Samples

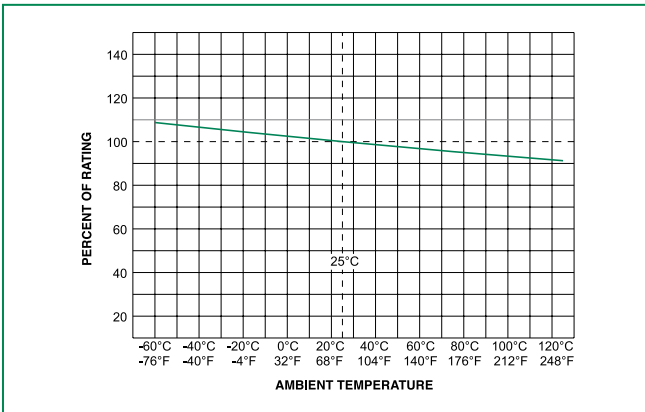
Product Characteristics

Operating Temperature	
Current Rating	Ambient Temperature
≤ 0.750 A	- 40°C to +81°C
1 A	- 40°C to +73°C
3 A	- 40°C to +74°C
5 A	- 40°C to +45°C

- Notes:
 1. Any use of the 259-UL913 Series fuse outside of the ambient temperature ranges specified in the table is subject to additional investigation.
 2. Specified ambient temperature range is for intrinsic safety certification.

Materials	Body : Polyamide Terminals - Tin Plated Copper Alloy Maximum operating temperature of Materials is 130°C
Operating Temperature	For operating temperature see table above (Consider re-rating)
Thermal Shock	Withstands 5 cycles of - 55°C to 125°C
Vibration	Per MIL-STD-202, Method 201
Insulation Resistance (After Opening)	Greater than 10,000 ohms (at 250V DC)

Temperature Re-rating Curve



- Note:
 1. Re-rating depicted in this curve is in addition to the standard derating of 25% for continuous operation.

Soldering Parameters

Recommended Process Parameters:

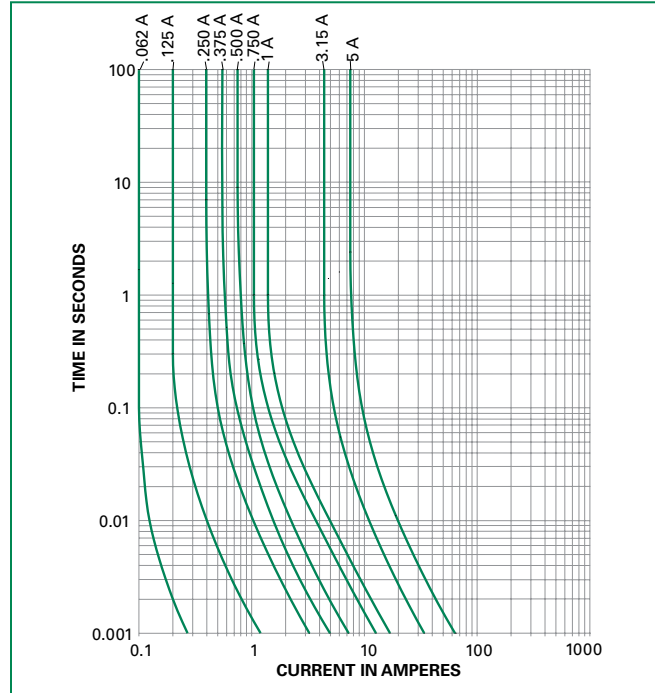
Wave Parameter	Lead-Free Recommendation
Preheat: (Depends on Flux Activation Temperature)	(Typical Industry Recommendation)
Temperature Minimum:	100°C
Temperature Maximum:	150°C
Preheat Time:	60-180 seconds
Solder Pot Temperature:	260°C Maximum
Solder Dwell Time:	2-5 seconds

Recommended Hand Soldering Parameters:

Solder Iron Temperature: 350°C +/- 5°C
 Heating Time: 5 seconds max.

Note: These devices are not recommended for IR or Convection Reflow process

Average Time Current Curves



Part Numbering System

0259.062M X913

SERIES

AMP Code

The dot is positioned before the Packaging Suffix with whole ratings and within the numbering sequence for fractional ratings. Refer to Amp Code column in the Electrical Specifications table.

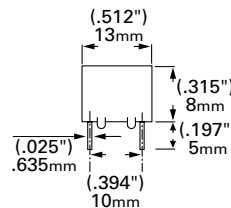
PACKAGING Code

M = Bulk pack, 1000 pcs
 T = Bulk pack, 10 pcs

Example:

1 amp product is
 0259**001**.MX913
 (.062 amp product shown).

Dimensions



Packaging

Packaging Option	Packaging Specification	Quantity	Quantity & Packaging Code
Bulk	N/A	1000	M = Bulk 1000 pieces, T = Bulk 10 pieces
Bulk	N/A	10	Please refer to available quantities above in "Part Numbering System"

Компания «Life Electronics» занимается поставками электронных компонентов импортного и отечественного производства от производителей и со складов крупных дистрибьюторов Европы, Америки и Азии.

С конца 2013 года компания активно расширяет линейку поставок компонентов по направлению коаксиальный кабель, кварцевые генераторы и конденсаторы (керамические, пленочные, электролитические), за счёт заключения дистрибьюторских договоров

Мы предлагаем:

- Конкуренеспособные цены и скидки постоянным клиентам.
- Специальные условия для постоянных клиентов.
- Подбор аналогов.
- Поставку компонентов в любых объемах, удовлетворяющих вашим потребностям.
- Приемлемые сроки поставки, возможна ускоренная поставка.
- Доставку товара в любую точку России и стран СНГ.
- Комплексную поставку.
- Работу по проектам и поставку образцов.
- Формирование склада под заказчика.
- Сертификаты соответствия на поставляемую продукцию (по желанию клиента).
- Тестирование поставляемой продукции.
- Поставку компонентов, требующих военную и космическую приемку.
- Входной контроль качества.
- Наличие сертификата ISO.

В составе нашей компании организован Конструкторский отдел, призванный помогать разработчикам, и инженерам.

Конструкторский отдел помогает осуществить:

- Регистрацию проекта у производителя компонентов.
- Техническую поддержку проекта.
- Защиту от снятия компонента с производства.
- Оценку стоимости проекта по компонентам.
- Изготовление тестовой платы монтаж и пусконаладочные работы.



Тел: +7 (812) 336 43 04 (многоканальный)
Email: org@lifeelectronics.ru