

Figure 1

Part Number: 4077484611
Frequency Range: Medium Permeability, 77 ($\mu_i=2000$) & 78 ($\mu_i=2300$) materials
Description: 77 ROD
Application: Inductive Components
Where Used: Open Magnetic Circuit
Part Type: Rods

Mechanical Specifications

Weight: 27.000 (g)

Part Type Information

Pressed Fair-Rite rods are used extensively in high-energy storage designs. These rods can also be used for inductive components that require temperature stability or have to accommodate large dc bias requirements.

- The 'A' dimension can be centerless ground to tighter tolerances.
- Figure 2 rods have a 0.6 mm (.024") maximum chamfer on the end faces.
- For frequency tuned rod designs see section Antenna/RFID Rods.
- For any rod requirement not listed here, feel free to contact our customer service group for availability and pricing.



Mechanical Specifications

| Dim | mm | mm tol | nominal inch | inch misc. |
|-----|-------|-----------|-----------------|---------------|
| A | 12.30 | ±0.40 | 0.485 | - |
| B | - | - | - | - |
| C | 41.30 | ±0.80 | 1.625 | - |
| D | - | - | - | - |
| E | - | - | - | - |
| F | - | - | - | - |
| G | - | - | - | - |
| H | - | - | - | - |
| J | - | - | - | - |
| K | - | - | - | - |

Electrical Specifications

| Typical Impedance (Ω) | |
|-----------------------|--|
| | |
| Electrical Properties | |
| | |

Land Patterns

| V | W ref | X | Y | Z |
|---|----------|---|---|---|
| - | - | - | - | - |
| - | - | - | - | - |

Winding Information

| Turns Tested | Wire Size | 1st Wire Length | 2nd Wire Length |
|-----------------|--------------|--------------------|--------------------|
| - | - | - | - |

Reel Information

| Tape Width mm | Pitch mm | Parts 7 " Reel | Parts 13 " Reel | Parts 14 " Reel |
|------------------|-------------|-------------------|--------------------|--------------------|
| - | - | - | - | - |

Package Size

| Pkg Size |
|----------|
| - (-) |

Connector Plate

| # Holes | # Rows |
|---------|--------|
| - | - |

Legend

+ Test frequency

Preferred parts, the suggested choice for new designs, have shorter lead times and are more readily available.

The column H(Oe) gives for each bead the calculated dc bias field in oersted for 1 turn and 1 ampere direct current. The actual dc H field in the application is this value of H times the actual NI (ampere-turn) product. For the effect of the dc bias on the impedance of the bead material, see figures 18-23 in the application note How to choose Ferrite Components for EMI Suppression.

A ½ turn is defined as a single pass through a hole.

$\sum l/A$ - Core Constant

A_e - Effective Cross-Sectional Area

A_L - Inductance Factor $(\frac{L}{N^2})$

N/AWG - Number of Turns/Wire Size for Test Coil

l_e - Effective Path Length

V_e - Effective Core Volume

NI - Value of dc Ampere-turns



Ferrite Material Constants

| | |
|---------------------------------------|--|
| Specific Heat | 0.25 cal/g/°C |
| Thermal Conductivity | 3.5 - 4.5 mW/cm - °C |
| Coefficient of Linear Expansion | 8 - 10x10 ⁻⁶ /°C |
| Tensile Strength | 4.9 kgf/mm ² |
| Compressive Strength | 42 kgf/mm ² |
| Young's Modulus | 15x10 ³ kgf/mm ² |
| Hardness (Knoop) | 650 |
| Specific Gravity | ≈ 4.7 g/cm ³ |

The above quoted properties are typical for Fair-Rite MnZn and NiZn ferrites.

See next page for further material specifications.



77 Material Characteristics:

| Property | Unit | Symbol | Value |
|--|------------------|---------------------|-----------------|
| Initial Permeability @ B < 10 gauss | | μ_i | 2000 |
| Flux Density @ Field Strength | gauss oersted | B H | 4900 5 |
| Residual Flux Density | gauss | B_r | 1800 |
| Coercive Force | oersted | H_c | 0.30 |
| Loss Factor @ Frequency | 10^{-6} MHz | $\tan \delta \mu_i$ | 15 0.1 |
| Temperature Coefficient of Initial Permeability (20 -70°C) | %/°C | | 0.7 |
| Curie Temperature | °C | T_c | >200 |
| Resistivity | Ω cm | ρ | 1×10^2 |

Complex Permeability vs. Frequency



Measured on an 18/10/6mm toroid using the HP 4284A and the HP 4291A.

Incremental Permeability vs. H



Initial Permeability vs. Temperature



Measured on an 18/10/6mm toroid at 100kHz.

Hysteresis Loop



Measured on an 18/10/6mm toroid at 10kHz.



Fair-Rite Products Corp. Your Signal Solution®

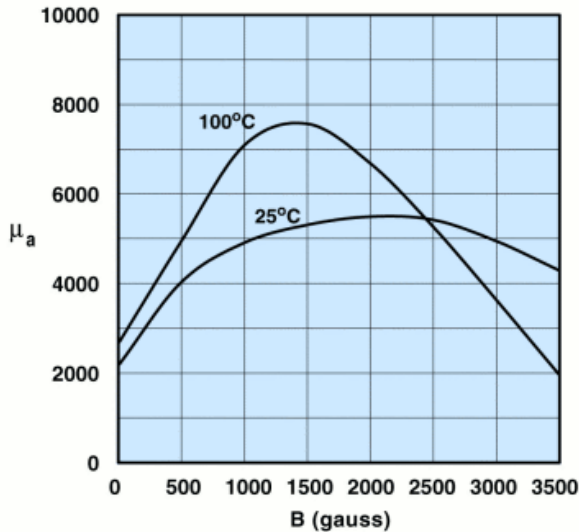
Ferrite Components for the Electronics Industry

Fair-Rite Products Corp. PO Box J, One Commercial Row, Wallkill, NY 12589-0288
Phone: (888) 324-7748 www.fair-rite.com

Fair-Rite Product's Catalog
Part Data Sheet, 4077484611
Printed: 2013-07-03



Amplitude Permeability vs. Flux Density



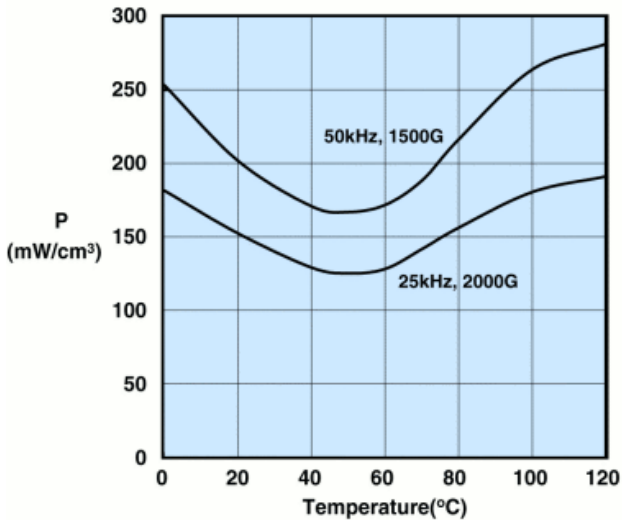
Measured on an 18/10/6mm toroid at 10kHz.

Power Loss Density vs. Flux Density



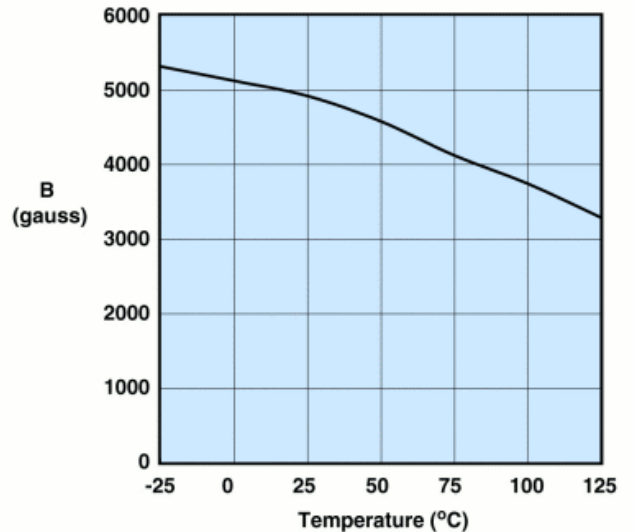
Measured on an 18/10/6mm toroid using the Clarke Hess 258 VAW at 100°C

Power Loss Density vs. Temperature



Measured on an 18/10/6mm toroid using the Clarke Hess 258 VAW.

Flux Density vs. Temperature



Measured on an 18/10/6mm toroid at 10kHz and H=5 oersted.

Компания «Life Electronics» занимается поставками электронных компонентов импортного и отечественного производства от производителей и со складов крупных дистрибьюторов Европы, Америки и Азии.

С конца 2013 года компания активно расширяет линейку поставок компонентов по направлению коаксиальный кабель, кварцевые генераторы и конденсаторы (керамические, пленочные, электролитические), за счёт заключения дистрибьюторских договоров

Мы предлагаем:

- Конкурентоспособные цены и скидки постоянным клиентам.
- Специальные условия для постоянных клиентов.
- Подбор аналогов.
- Поставку компонентов в любых объемах, удовлетворяющих вашим потребностям.
- Приемлемые сроки поставки, возможна ускоренная поставка.
- Доставку товара в любую точку России и стран СНГ.
- Комплексную поставку.
- Работу по проектам и поставку образцов.
- Формирование склада под заказчика.
- Сертификаты соответствия на поставляемую продукцию (по желанию клиента).
- Тестирование поставляемой продукции.
- Поставку компонентов, требующих военную и космическую приемку.
- Входной контроль качества.
- Наличие сертификата ISO.

В составе нашей компании организован Конструкторский отдел, призванный помогать разработчикам, и инженерам.

Конструкторский отдел помогает осуществить:

- Регистрацию проекта у производителя компонентов.
- Техническую поддержку проекта.
- Защиту от снятия компонента с производства.
- Оценку стоимости проекта по компонентам.
- Изготовление тестовой платы монтаж и пусконаладочные работы.



Тел: +7 (812) 336 43 04 (многоканальный)

Email: org@lifeelectronics.ru