



Main

| | |
|---------------------------------|--------------------------|
| Range of product | Harmony XB5 |
| Product or component type | Complete pilot light |
| Device short name | XB5 |
| Bezel material | Dark grey plastic |
| Fixing collar material | Plastic |
| Head type | Standard |
| Mounting diameter | 0.87 in (22 mm) |
| Sale per indivisible quantity | 1 |
| Shape of signaling unit head | Round |
| Cap/operator or lens colour | Red |
| Operator additional information | With plain lens |
| Light source | Protected LED |
| Bulb base | Integral LED |
| Customizable | Yes |
| Light source colour | Red |
| GCR BRIDGE | XB5AVCUST04 |
| [Us] rated supply voltage | 110...120 V AC, 50/60 Hz |
| Device presentation | Complete product |

Complementary

| | |
|--|--|
| Height | 1.65 in (42 mm) |
| Width | 1.18 in (30 mm) |
| Depth | 2.13 in (54 mm) |
| Terminals description ISO n°1 | (X1-X2)PL |
| Product weight | 0.08 lb(US) (0.038 kg) |
| Resistance to high pressure washer | 1015.26 psi (7000000 Pa) at 131 °F (55 °C), distance: 0.1 m |
| Connections - terminals | Screw clamp terminals $\leq 2 \times 1.5 \text{ mm}^2$ with cable end EN/IEC 60947-1 Screw clamp terminals $1 \times 0.22...2 \times 2.5 \text{ mm}^2$ without cable end EN/IEC 60947-1 |
| [Ui] rated insulation voltage | 250 V (degree of pollution: 3) conforming to EN 60947-1 |
| [Uimp] rated impulse withstand voltage | 4 kV conforming to EN 60947-1 |
| Signalling type | Steady |
| Supply voltage limits | 100...132 V AC |
| Current consumption | 14 mA |
| Service life | 100000 h at rated voltage and 25 °C |
| Surge withstand | 1 kV conforming to IEC 61000-4-5 |

Environment

| | |
|---------------------------------------|---|
| protective treatment | TH |
| ambient air temperature for storage | -40...158 °F (-40...70 °C) |
| ambient air temperature for operation | -40...158 °F (-40...70 °C) |
| overvoltage category | Class II conforming to IEC 60536 |
| IP degree of protection | IP66 conforming to IEC 60529 IP67 conforming to IEC 60529 IP69 conforming to IEC 60529 IP69K conforming to ISO 20653 |
| NEMA degree of protection | NEMA 13 NEMA 4X |
| IK degree of protection | IK05 conforming to IEC 50102 |
| standards | EN/IEC 60947-1 |

The information provided in this documentation contains general descriptions and/or technical characteristics of the products contained herein. This documentation is not intended as a substitute for and is not to be used for determining suitability or reliability of these products for specific user applications. It is the duty of any such user or integrator to perform the appropriate and complete risk analysis, evaluation and testing of the products with respect to the relevant specific application or use thereof. Neither Schneider Electric Industries SAS nor any of its affiliates or subsidiaries shall be responsible or liable for misuse of the information contained herein.

EN/IEC 60947-5-1
 EN/IEC 60947-5-4
 JIS C 4520
 UL 508
 CSA C22.2 No 14

| | |
|---------------------------------------|--|
| product certifications | CSA UL listed |
| vibration resistance | 5 gn (f = 12...500 Hz) conforming to IEC 60068-2-6 |
| shock resistance | 50 gn (duration = 18 ms) half sine wave acceleration conforming to IEC 60068-2-27 30 gn (duration = 11 ms) half sine wave acceleration conforming to IEC 60068-2-27 |
| resistance to fast transients | 2 kV conforming to IEC 61000-4-4 |
| resistance to electromagnetic fields | 9.14 V/yd (10 V/m) conforming to IEC 61000-4-3 |
| electromagnetic compatibility | Electrostatic discharge 8 kV in free air (in insulating parts) IEC 61000-4-2 Electrostatic discharge 6 kV on contact (on metal parts) IEC 61000-4-2 Electromagnetic emission class B IEC 55011 |
| resistance to electrostatic discharge | 6 kV on contact (on metal parts) conforming to IEC 61000-4-2 8 kV in free air (in insulating parts) conforming to IEC 61000-4-2 |
| electromagnetic emission | Class B conforming to IEC 55011 |

Offer Sustainability

WARNING: This product can expose you to chemicals including:

Lead and lead compounds, which is known to the State of California to cause cancer and birth defects or other reproductive harm.

For more information go to www.p65warnings.ca.gov

WARNING: This product can expose you to chemicals including:

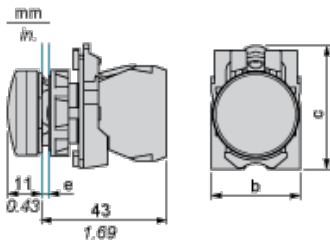
Lead and lead compounds, which is known to the State of California to cause cancer and birth defects or other reproductive harm.

For more information go to www.p65warnings.ca.gov

Contractual warranty

Warranty period 18 months

Dimensions



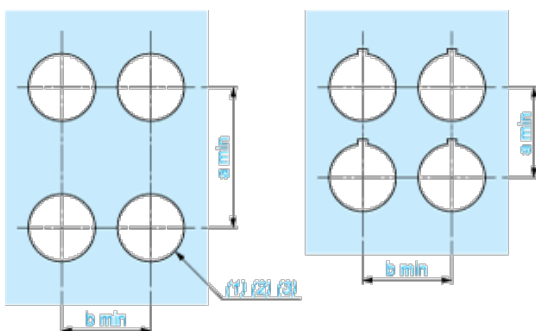
e: clamping thickness: 1 to 6 mm / 0.04 to 0.24 in.

b: 30 mm / 1.18 in.

c: 41.5 mm / 1.63 in.

Panel Cut-out for Pushbuttons, Switches and Pilot Lights (Finished Holes, Ready for Installation)

Connection by Screw Clamp Terminals or Plug-in Connectors or on Printed Circuit Board



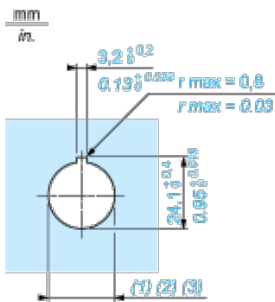
(1) Diameter on finished panel or support

(2) For selector switches and Emergency stop buttons, use of an anti-rotation plate type ZB5AZ902 is recommended.

(3) Ø22.5 mm recommended (Ø22.3 $^{+0.4}$) / Ø0.89 in. recommended (Ø0.89 in. $^{+0.016}$)

| Connections | a in mm | a in in. | b in mm | b in in. |
|---|---------|----------|---------|----------|
| By screw clamp terminals or plug-in connector | 40 | 1.57 | 30 | 1.18 |
| By Faston connectors | 45 | 1.77 | 32 | 1.26 |
| On printed circuit board | 30 | 1.18 | 30 | 1.18 |

Detail of Lug Recess



- (1) Diameter on finished panel or support
- (2) For selector switches and Emergency stop buttons, use of an anti-rotation plate type ZB5AZ902 is recommended.
- (3) $\text{Ø}22.5 \text{ mm}$ recommended ($\text{Ø}22.3 \text{ }_0^{+0.4}$) / $\text{Ø}0.89 \text{ in.}$ recommended ($\text{Ø}0.88 \text{ in. }_0^{+0.016}$)

Компания «Life Electronics» занимается поставками электронных компонентов импортного и отечественного производства от производителей и со складов крупных дистрибьюторов Европы, Америки и Азии.

С конца 2013 года компания активно расширяет линейку поставок компонентов по направлению коаксиальный кабель, кварцевые генераторы и конденсаторы (керамические, пленочные, электролитические), за счёт заключения дистрибьюторских договоров

Мы предлагаем:

- Конкурентоспособные цены и скидки постоянным клиентам.
- Специальные условия для постоянных клиентов.
- Подбор аналогов.
- Поставку компонентов в любых объемах, удовлетворяющих вашим потребностям.
- Приемлемые сроки поставки, возможна ускоренная поставка.
- Доставку товара в любую точку России и стран СНГ.
- Комплексную поставку.
- Работу по проектам и поставку образцов.
- Формирование склада под заказчика.
- Сертификаты соответствия на поставляемую продукцию (по желанию клиента).
- Тестирование поставляемой продукции.
- Поставку компонентов, требующих военную и космическую приемку.
- Входной контроль качества.
- Наличие сертификата ISO.

В составе нашей компании организован Конструкторский отдел, призванный помогать разработчикам, и инженерам.

Конструкторский отдел помогает осуществить:

- Регистрацию проекта у производителя компонентов.
- Техническую поддержку проекта.
- Защиту от снятия компонента с производства.
- Оценку стоимости проекта по компонентам.
- Изготовление тестовой платы монтаж и пусконаладочные работы.



Тел: +7 (812) 336 43 04 (многоканальный)

Email: org@lifeelectronics.ru