

ORIGINAL

This document is the property of Amphenol Corporation and is delivered on the express condition that is not to be disclosed, reproduced or used, in whole or in part, for manufacture or sale by anyone other than Amphenol Corporation without its prior consent, and that no right is granted to disclose or to use any information in this document.
The marking on this product doesn't contain environmental hazardous materials per Material Specification SS-00259 for Sony GP compliant or per directive 2011/65/EU for RoHS compliant.

REVISIONS				
SYM	ECN No.	DESCRIPTION	DATE	APPROVED
A		RELEASE TO PRODUCTION	09/06/2011	Roger Tsai
B	NE-13041	REMOVED NYLON46/WITHOUT CAP OPTION	03/26/2013	Roger Tsai
C	NE-13180	ADDED PCB OPTION & LOGO NOTE	11/05/2013	Roger Tsai
D	NE-14011	MODIFIED 164 POS. PACKAGING	01/16/2014	Roger Tsai
E	NE-16005	ADD PCB OPTION & DIM /UPDATE TO MATTE TIN	01/21/2016	Arron Lin
F	NE-16224	ADDING WORDING (FIXTURE) DESCRIPTION	10/04/2016	Arron Lin
A1	NE-17289	CHANGE PACKAGE INNER MATERIAL TO VACUUM ALUMINUM BAG	11/21/2017	Roger Tsai



NOTES:

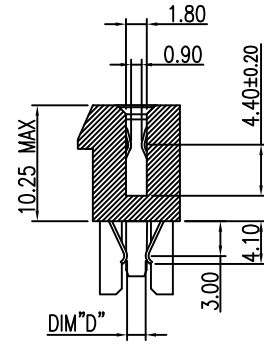
- MATERIAL:
HOUSING: HIGH TEMPERATURE THERMAL PLASTIC, UL94V-0, COLOR: BLACK.
TERMINAL: COPPER ALLOY.
- FINISH:
TERMINAL:
CONTACT AREA: SELECTED GOLD PLATING;
SOLDERING AREA: MATTE TIN PLATING 100 μm THICKNESS MIN.;
UNDER PLATING: NICKEL PLATING 50 μm THICKNESS MIN. OVERALL.
- PRODUCT SPECIFICATION REFER TO : PS-7482.
- TEST SUMMARY REFER TO : TS-7482-001.
- PACKING IS PER AMTA PACKING SPECIFICATION PKS-0001.
- THIS PRODUCT IS LEAD-FREE & RoHS COMPLIANT PRODUCT.

PART NO. G630HXXX2XXXEU

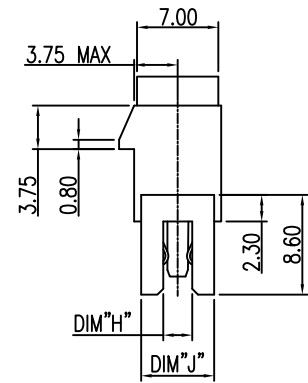
NO. OF POSITION	PCB THICKNESS/DIM D / DIM H
36: 36 POSITIONS	6: 2.08 MM / 1.60MM / 2.50MM
64: 64 POSITIONS	7: 2.30 MM / 1.90MM / 2.50MM
98: 98 POSITIONS	8: 1.57 MM / 1.20MM / 2.50MM (Fixture)
AA: 164 POSITIONS	A: 2.36 MM / 1.90MM / 2.80MM
	B: 2.36 MM / 2.10MM / 2.80MM
	D: 1.57 MM / 1.20MM / 1.70MM
	E: 1.83 MM / 1.60MM / 2.50MM

CONTACT FINISH
0: GOLD FLASH
1: 15 μm GOLD
2: 30 μm GOLD
3: 10 μm GOLD

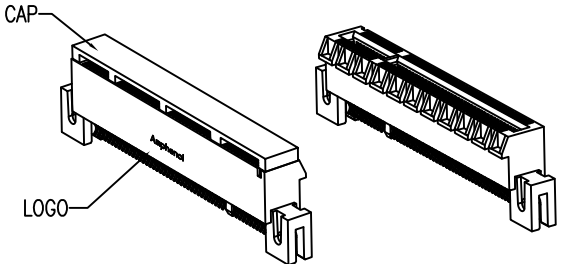
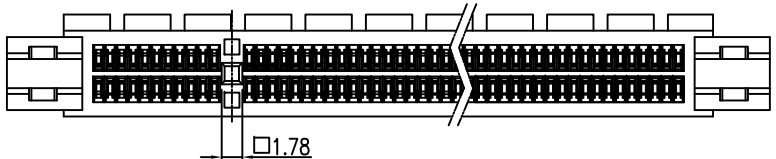
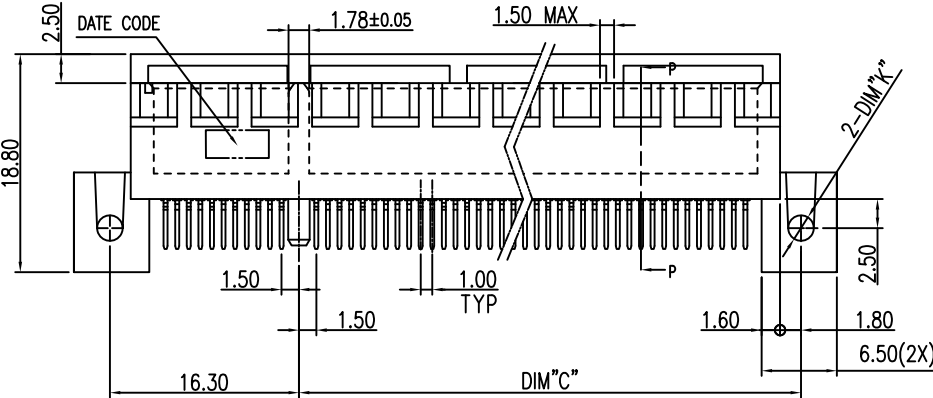
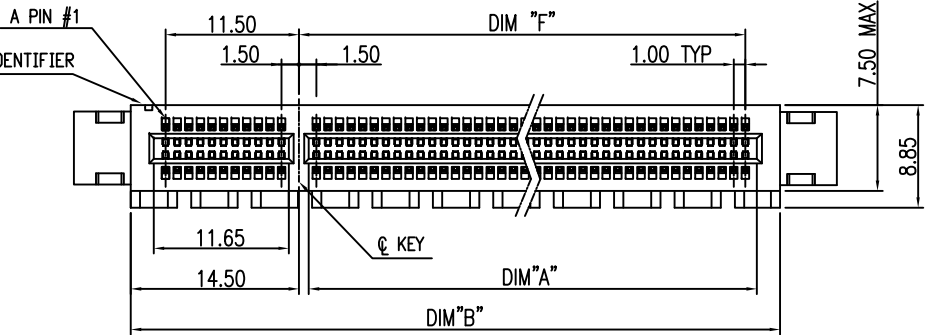
DIM "K"	DIM "J"	DIM "H"	DIM "D"	PCB THICKNESS
ø2.20	6.30	2.50	1.60	2.08 MM
ø2.20	6.30	2.50	1.90	2.30 MM
ø2.20	6.30	2.50	1.20	1.57 MM
ø2.20	6.30	2.80	1.90	2.36±0.24 MM
ø2.20	6.30	2.80	2.10	2.36 MM
ø2.00	5.00	1.70	1.20	1.57 MM
ø2.20	6.30	2.50	1.60	1.83 MM



SECTION P-P



POSITION	DIM "A"	DIM "B"	DIM "C"	DIM "E"
36	7.65	25.00	12.30	7.50
64	21.65	39.00	26.30	21.50
98	38.65	56.00	43.30	38.50
164	71.65	89.00	76.30	71.50



TOLERANCE	APPROVALS	DATE	TITLE
X. ±0.30	DRAWN Sandy Wu	11/21/2017	G630H SERIES, PCI EXPRESS 3.0 STRAIGHT, STRADDLE TYPE
X.X ±0.20	CHECKED Debby Hung	11/21/2017	
X.XX ±0.10	APPROVED Roger Tsai	11/21/2017	
ANGULAR ±1°	DWG TYPE CUST DWG	PROJECT CODE SLOT	
UNLESS OTHERWISE SPECIFIED			

UNIT	SIZE	SHEET
mm	A3	1 OF 5
SCALE	NA	

Amphenol®	
Amphenol Corporation Amphenol Taiwan Corporation	
PART No.	G630HXXX2XXXEU
DWG No.	G630HXXX2XXXEU
REV.	A1

This document is the property of Amphenol Corporation and is delivered on the express condition that it is not to be disclosed, reproduced or used, in whole or in part, for manufacture or sale by anyone other than Amphenol Corporation without its prior consent, and that no right is granted to disclose or to use any information in this document.

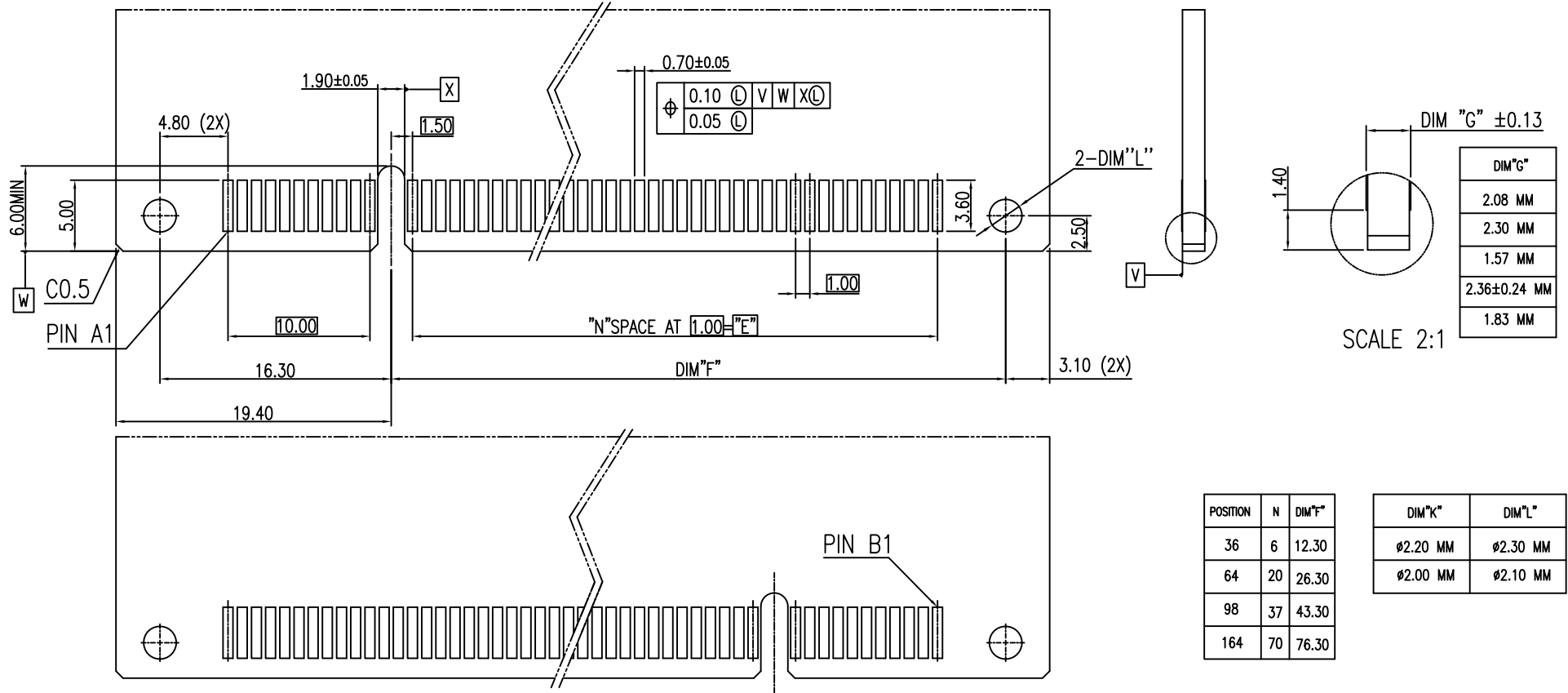
The marking on this product doesn't contain environmental hazardous materials per Material Specification 55-00259 for Sony GP compliant or per directive 2011/65/EU for RoHS compliant.



ORIGINAL



REVISIONS				
SYM	ECN No.	DESCRIPTION	DATE	APPROVED
A		RELEASE TO PRODUCTION	09/06/2011	Roger Tsai
B	NE-13041	REMOVED NYLON46/WITHOUT CAP OPTION	03/26/2013	Roger Tsai
C	NE-13180	ADDED PCB OPTION & LOGO NOTE	11/05/2013	Roger Tsai
D	NE-14011	MODIFIED 164 POS. PACKAGING	01/16/2014	Roger Tsai
E	NE-16005	ADD PCB OPTION & DIM /UPDATE TO MATTE TIN	01/21/2016	Arron Lin
F	NE-16224	ADDING WORDING (FIXTURE) DESCRIPTION	10/04/2016	Arron Lin
A1	NE-17289	CHANGE PACKAGE INNER MATERIAL TO VACUUM ALUMINUM BAG	11/21/2017	Roger Tsai



RECOMMEND OF PCB DIMENSIONS

POSITION	N	DIM "F"	DIM "K"	DIM "L"
36	6	12.30	ø2.20 MM	ø2.30 MM
64	20	26.30	ø2.00 MM	ø2.10 MM
98	37	43.30		
164	70	76.30		

TOLERANCE	APPROVALS	DATE	TITLE		Amphenol®	
X. ±0.30	DRAWN Sandy Wu	11/21/2017	G630H SERIES, PCI EXPRESS 3.0 STRAIGHT, STRADDLE TYPE		Amphenol Corporation Amphenol Taiwan Corporation	
X.X ±0.20	CHECKED Debby Hung	11/21/2017				
X.XXX ±0.10	APPROVED Roger Tsai	11/21/2017				
ANGULAR ±1°	DWG TYPE CUST DWG	PROJECT CODE SLOT	UNIT mm	SIZE A3	PART No. G630HXXX2XXXEU	
UNLESS OTHERWISE SPECIFIED			SCALE NA	SHEET 2 OF 5	DWG No. G630HXXX2XXXEU	REV. A1

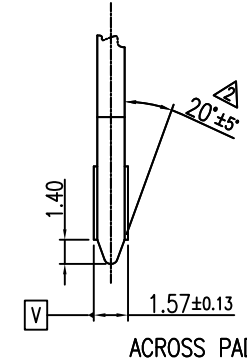
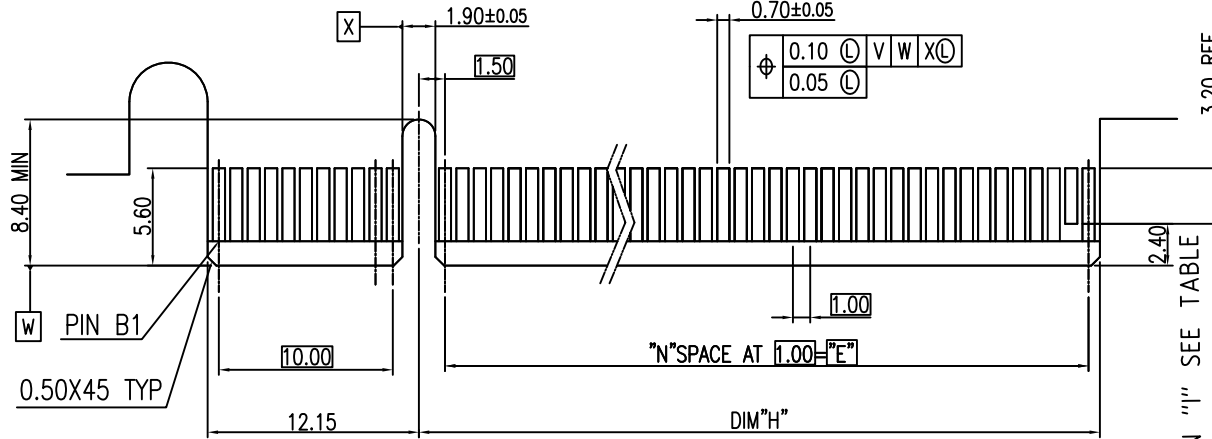
This document is the property of Amphenol Corporation and is delivered on the express condition that is not to be disclosed, reproduced or used, in whole or in part, for manufacture or sale by anyone other than Amphenol Corporation without its prior consent, and that no right is granted to disclose or to use any information in this document.
 The marking on this product doesn't contain environmental hazardous materials per Material Specification 55-00259 for Sony GP compliant or per directive 2011/65/EU for RoHS compliant.



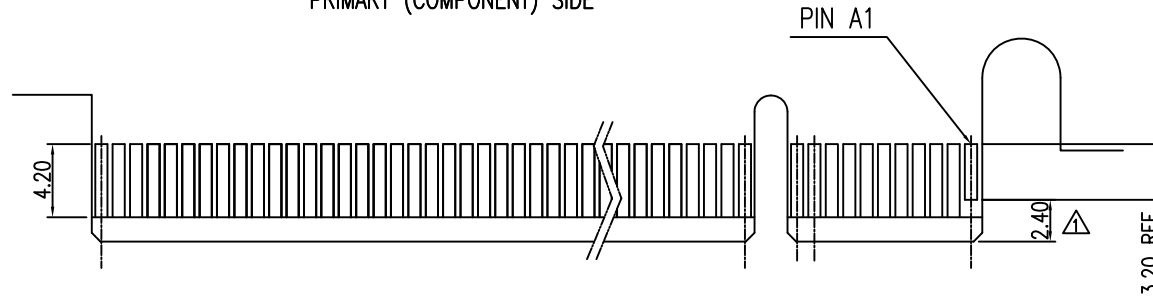
ORIGINAL



REVISIONS				
SYM	ECN No.	DESCRIPTION	DATE	APPROVED
A		RELEASE TO PRODUCTION	09/06/2011	Roger Tsai
B	NE-13041	REMOVED NYLON46/WITHOUT CAP OPTION	03/26/2013	Roger Tsai
C	NE-13180	ADDED PCB OPTION & LOGO NOTE	11/05/2013	Roger Tsai
D	NE-14011	MODIFIED 164 POS. PACKAGING	01/16/2014	Roger Tsai
E	NE-16005	ADD PCB OPTION & DIM /UPDATE TO MATTE TIN	01/21/2016	Arron Lin
F	NE-16224	ADDING WORDING (FIXTURE) DESCRIPTION	10/04/2016	Arron Lin
A1	NE-17289	CHANGE PACKAGE INNER MATERIAL TO VACUUM ALUMINUM BAG	11/21/2017	Roger Tsai



I/O PANEL DIRECTION
PRIMARY (COMPONENT) SIDE



I/O PANEL DIRECTION
SECONDARY (SOLDER) SIDE

- △ NO TIE BAR PERMITTED FROM CARD EDGE TO LEADING EDGE OF PAD FOR PINS A1 AND PIN "I"
- △ CHAMFER EDGES MUST BE FREE OF CUTTING BURRS.
- △ TOLERANCE: .XX±.13

POSITION	N	DIM "H"	PIN "I"
36	6	8.15	B17
64	20	22.15	B31
98	37	39.15	B48
164	70	72.15	B81

TOLERANCE	APPROVALS	DATE	TITLE	UNIT	SIZE	PART No.
X. ±0.30	DRAWN Sandy Wu	11/21/2017	G630H SERIES, PCI EXPRESS 3.0 STRAIGHT, STRADDLE TYPE	mm	A3	G630HXXX2XXXEU
X.X ±0.20	CHECKED Debby Hung	11/21/2017				
X.XXX ±0.10	APPROVED Roger Tsai	11/21/2017				
ANGULAR ±1°	DWG TYPE CUST DWG	PROJECT CODE SLOT				
UNLESS OTHERWISE SPECIFIED			SCALE NA	SHEET 3 OF 5	DWG No. G630HXXX2XXXEU	REV. A1

This document is the property of Amphenol Corporation and is delivered on the express condition that is not to be disclosed, reproduced or used, in whole or in part, for manufacture or sale by anyone other than Amphenol Corporation without its prior consent, and that no right is granted to disclose or to use any information in this document.

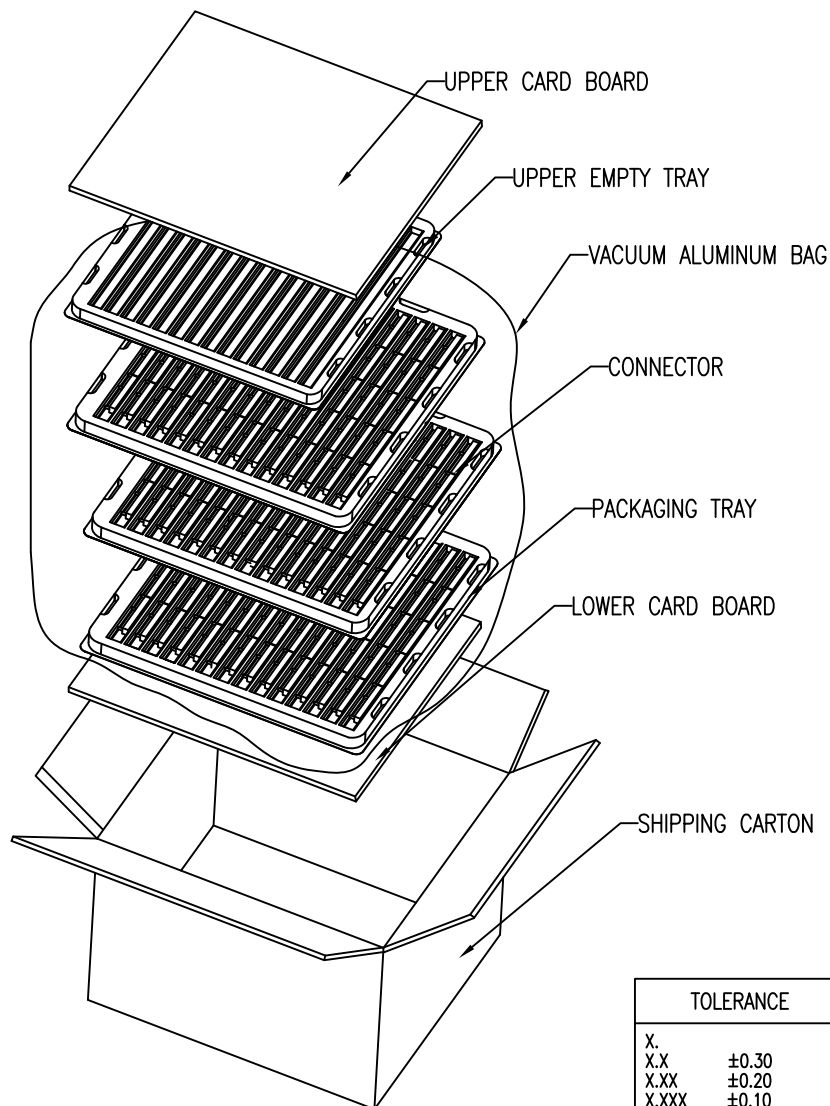
The marking on this product doesn't contain environmental hazardous materials per Material Specification 55-00259 for Sony GP compliant or per directive 2011/65/EU for RoHS compliant.



ORIGINAL



REVISIONS				
SYM	ECN No.	DESCRIPTION	DATE	APPROVED
A		RELEASE TO PRODUCTION	09/06/2011	Roger Tsai
B	NE-13041	REMOVED NYLON46/WITHOUT CAP OPTION	03/26/2013	Roger Tsai
C	NE-13180	ADDED PCB OPTION & LOGO NOTE	11/05/2013	Roger Tsai
D	NE-14011	MODIFIED 164 POS. PACKAGING	01/16/2014	Roger Tsai
E	NE-16005	ADD PCB OPTION & DIM /UPDATE TO MATTE TIN	01/21/2016	Arron Lin
F	NE-16224	ADDING WORDING (FIXTURE) DESCRIPTION	10/04/2016	Arron Lin
A1	NE-17289	CHANGE PACKAGE INNER MATERIAL TO VACUUM ALUMINUM BAG	11/21/2017	Roger Tsai



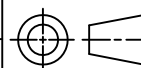
CIRCUIT SIZE	36	64	98
PARTS PER CARTON<S.P.Q>	1755	1170	975
PARTS PER TRAY	117	78	65
TOTEL TRAY PER CARTON	16	16	16

3

NOTES:

1. STAPLES SHOULD ONLY BE USED TO SET UP CARTON. ALL CARTON CLOSURES MUST BE DONE WITH TAPE.
 2. FILL PACKAGING TRAYS WITH THE QUANTITIES AS INDICATED IN THE CHART.
- 3 IN THE 16 PLASTIC TRAYS ,THE TOP PLASTIC TRAY IS TO COVER THE CONNECTORS ,THE OTHERS ARE FILLED WITH CONNECTORS.

TOLERANCE	APPROVALS	DATE	TITLE		Amphenol®	
X. ±0.30	DRAWN Sandy Wu	11/21/2017	G630H SERIES, PCI EXPRESS 3.0 STRAIGHT, STRADDLE TYPE		Amphenol Corporation Amphenol Taiwan Corporation	
X.X ±0.20	CHECKED Debby Hung	11/21/2017				
X.XXX ±0.10	APPROVED Roger Tsai	11/21/2017				
ANGULAR ±1°	DWG TYPE CUST DWG	PROJECT CODE SLOT	UNIT mm	SIZE A3	PART No. G630HXXX2XXXEU	
UNLESS OTHERWISE SPECIFIED			SCALE NA	SHEET 4 OF 5	DWG No. G630HXXX2XXXEU	REV. A1



This document is the property of Amphenol Corporation and is delivered on the express condition that is not to be disclosed, reproduced or used, in whole or in part, for manufacture or sale by anyone other than Amphenol Corporation without its prior consent, and that no right is granted to disclose or to use any information in this document.

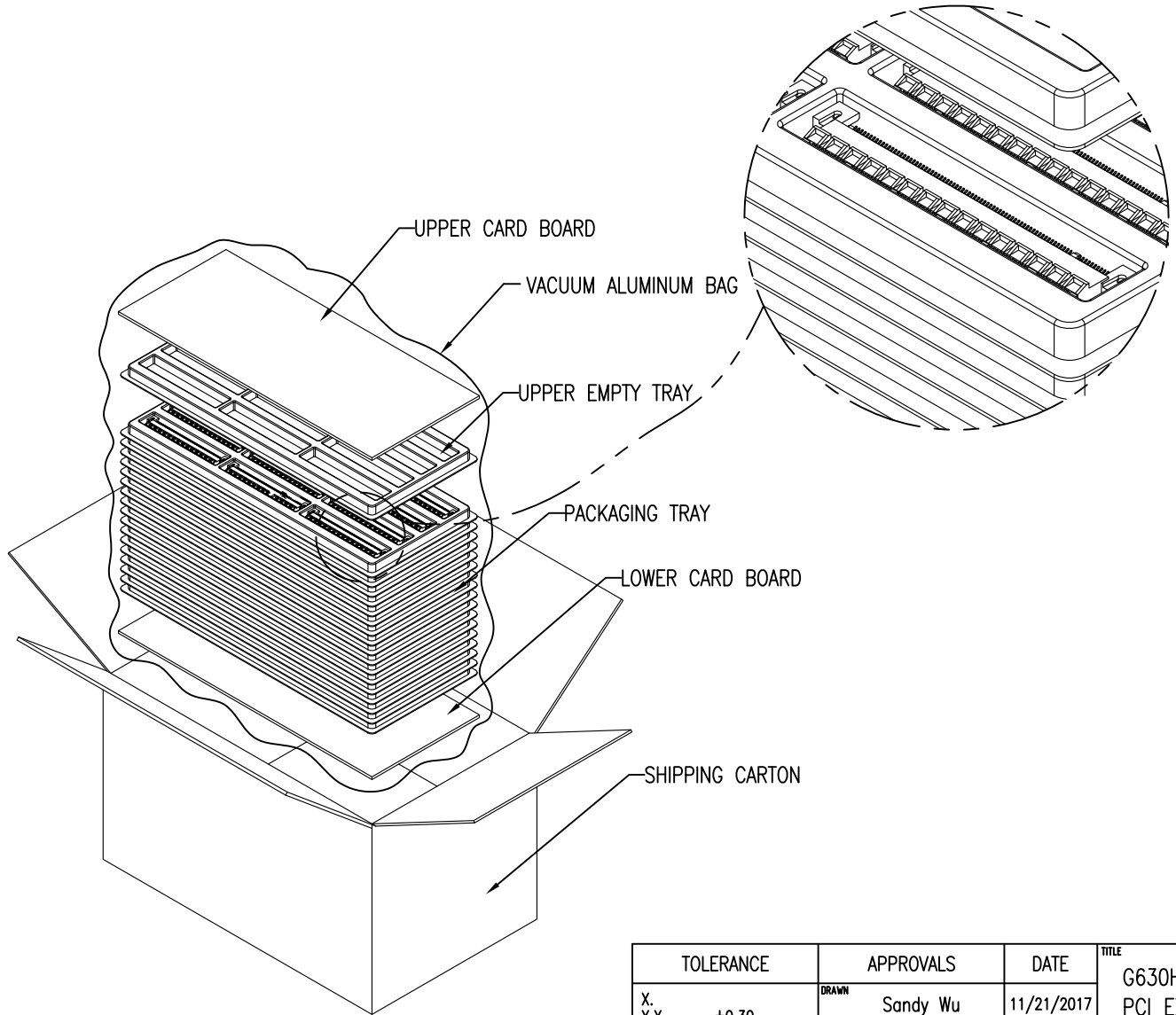
The marking on this product doesn't contain environmental hazardous materials per Material Specification 55-00259 for Sony GP compliant or per directive 2011/65/EU for RoHS compliant.



ORIGINAL



REVISIONS				
SYM	ECN No.	DESCRIPTION	DATE	APPROVED
A		RELEASE TO PRODUCTION	09/06/2011	Roger Tsai
B	NE-13041	REMOVED NYLON46/WITHOUT CAP OPTION	03/26/2013	Roger Tsai
C	NE-13180	ADDED PCB OPTION & LOGO NOTE	11/05/2013	Roger Tsai
D	NE-14011	MODIFIED 164 POS. PACKAGING	01/16/2014	Roger Tsai
E	NE-16005	ADD PCB OPTION & DIM /UPDATE TO MATTE TIN	01/21/2016	Arron Lin
F	NE-16224	ADDING WORDING (FIXTURE) DESCRIPTION	10/04/2016	Arron Lin
A1	NE-17289	CHANGE PACKAGE INNER MATERIAL TO VACUUM ALUMINUM BAG	11/21/2017	Roger Tsai



CIRCUIT SIZE	164
PARTS PER CARTON<S.P.Q>	204
PARTS PER TRAY	12
TOTEL TRAY PER CARTON	18

3

NOTES:

1. STAPLES SHOULD ONLY BE USED TO SET UP CARTON. ALL CARTON CLOSURES MUST BE DONE WITH TAPE.
 2. FILL PACKAGING TRAYS WITH THE QUANTITIES AS INDICATED IN THE CHART.
- 3 IN THE 18 PLASTIC TRAYS ,THE TOP PLASTIC TRAY IS TO COVER THE CONNECTORS ,THE OTHERS ARE FILLED WITH CONNECTORS.

TOLERANCE		APPROVALS		DATE	TITLE		Amphenol®						
X.		DRAWN	Sandy Wu	11/21/2017	G630H SERIES, PCI EXPRESS 3.0 STRAIGHT, STRADDLE TYPE		Amphenol Corporation Amphenol Taiwan Corporation						
X.X	±0.30	CHECKED	Debby Hung	11/21/2017									
X.XX	±0.20	APPROVED	Roger Tsai	11/21/2017									
X.XXX	±0.10	UNLESS OTHERWISE SPECIFIED		DWG TYPE	CUST DWG	PROJECT CODE	SLOT	UNIT	mm	SIZE	A3	PART No.	G630HXXX2XXXEU
ANGULAR	±1°							SCALE	NA	SHEET	5 OF 5	DWG No.	G630HXXX2XXXEU
												REV.	A1

Компания «Life Electronics» занимается поставками электронных компонентов импортного и отечественного производства от производителей и со складов крупных дистрибьюторов Европы, Америки и Азии.

С конца 2013 года компания активно расширяет линейку поставок компонентов по направлению коаксиальный кабель, кварцевые генераторы и конденсаторы (керамические, пленочные, электролитические), за счёт заключения дистрибьюторских договоров

Мы предлагаем:

- Конкуренспособные цены и скидки постоянным клиентам.
- Специальные условия для постоянных клиентов.
- Подбор аналогов.
- Поставку компонентов в любых объемах, удовлетворяющих вашим потребностям.
- Приемлемые сроки поставки, возможна ускоренная поставка.
- Доставку товара в любую точку России и стран СНГ.
- Комплексную поставку.
- Работу по проектам и поставку образцов.
- Формирование склада под заказчика.
- Сертификаты соответствия на поставляемую продукцию (по желанию клиента).
- Тестирование поставляемой продукции.
- Поставку компонентов, требующих военную и космическую приемку.
- Входной контроль качества.
- Наличие сертификата ISO.

В составе нашей компании организован Конструкторский отдел, призванный помогать разработчикам, и инженерам.

Конструкторский отдел помогает осуществить:

- Регистрацию проекта у производителя компонентов.
- Техническую поддержку проекта.
- Защиту от снятия компонента с производства.
- Оценку стоимости проекта по компонентам.
- Изготовление тестовой платы монтаж и пусконаладочные работы.



Тел: +7 (812) 336 43 04 (многоканальный)

Email: org@lifeelectronics.ru