

WHITE-RODGERS DC PRODUCTS

Type 70 and 71

contactors

FEATURES

- High current capacity control
- Isolated or grounded coils
- Enclosed in dust-resistant case
- Longer steel encasement permits lower heat rise and more sensitive operation on Type 71

ENGINEERING DATA

Contacts

- Pole form– SPNO, SPDT
- Material– SPNO-copper or silver
SPDT-copper and silver or all silver
- Termination– $\frac{5}{16}$ "-24 UNF-2A thread

RATINGS					
Type	Volts DC	NO		NC	
		Cont.	Inrush	Cont.	Inrush
70	6	80A	300 A	60A	100 A
	12	80 A	150 A	60 A	60 A
	24 & 36	50 A	50 A	30 A	30 A
71	6	80A	300 A	60A	100 A
	12	80 A	150 A	60 A	60 A
	24 & 36	50 A	50 A	30 A	30 A

Coils

- Voltage–6 VDC through 36 VDC
- Termination–#10-32 UNF-2A thread
- Power (approximate)
Type 70 intermittent 23 watts
Type 70 continuous 9 watts
Type 71 intermittent 25 watts
Type 71 continuous 10 watts
- Connections
 1. Two coil terminals isolated from case
 2. One coil terminal with ground wire, one coil terminal isolated from case
 3. One coil lead common to NO terminal marked "BAT" (one terminal)
- Operate (77°F/25°C)
75% of nominal coil voltage; 110% max. safe of nominal coil voltage



GENERAL DATA

- Dielectric Strength
 - 500 Volts
- Temperature Range
 - -40°F/-40°C to 122°F/50°C
- Mechanical Life (no load)
 - 250,000 operations
- Electrical Life (rated load)
 - 100,000 operations
- Mounting Position
 - Recommended mounting with cap down
- Vibration
 - 5 g's vertical and horizontal planes
- Weight (approximate)
 - Type 70–14.0 oz.
 - Type 71–17.0 oz.
- Duty Cycle
 - Continuous
 - Intermittent–10 seconds "on" maximum and minimum 60 seconds "off". One minute "on" maximum and minimum 6 minutes "off".
- Hardware Torque Specification
 - Contact Terminal: 45-55 inch-lbs.
 - Coil Terminal: 12-18 inch-lbs.
 - Mounting Bracket: 100 inch-lbs. max (a backup wrench must be used to hold the bottom nut stationary during installation)

COIL DATA					
TYPE 70			TYPE 71		
Volts DC	Resistance (Ohms)		Volts DC	Resistance (Ohms)	
	Int.	Cont.		Int.	Cont.
6	1.5	4.0	6	1.4	3.5
12	6.2	16.0	12	4.9	13.5
18	16.0	37.4	18	13.46	36.0
24	23.9	60.4	24	20.1	57.1
36	60.4	114.0	36	57.1	131.0

TYPE 70/71 PART NUMBERING SYSTEM

7x - xxxxx - x

Basic Part Number Series
Type 71 case is approx. 0.29" longer than Type 70

Contact Form
1 - SPNO
3 - SPDT

Coil Voltage/Duty
08 - 6 Volt continuous
09 - 6 Volt intermittent
11 - 12 Volt continuous
12 - 12 Volt intermittent
14 - 18 Volt continuous
15 - 18 Volt intermittent
17 - 24 Volt continuous
18 - 24 Volt intermittent
20 - 36 Volt continuous
21 - 36 Volt intermittent

Coil Termination
(15 in-lb torque spec.)
221 - Isolated coil, all Ag contacts
222 - Coil terminal with ground wire, all Ag contacts
224 - Isolated coil, Cu NO and Ag NC contacts
225 - Coil terminal with ground wire, Cu NO and Ag NC contacts
226 - Coil common to NO (stud marked "BAT"), Cu NO and Ag NC contacts

Factory Assigned Specials
(where undefined, contact factory)
2 - Hardware loosely assembled
2B - Customer requested markings
2C - Customer requested markings
3 - Customer requested markings
4 - Customer requested markings
5 - Hardware bulk packed
5C - Customer requested markings
5F - Customer requested markings
7 - No hardware included

Not all part number combinations are released. Please contact your Sales Representative for a list of active part numbers.

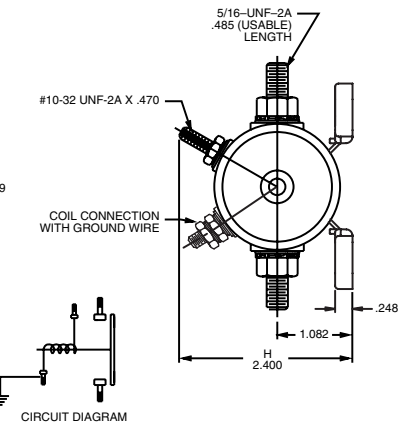
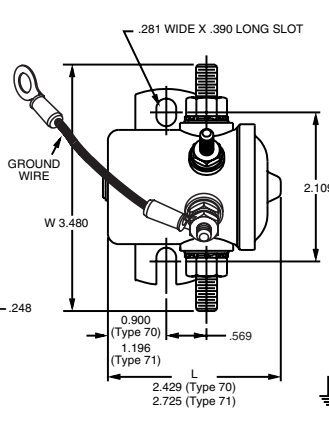
APPLICATION NOTES

- A back-up wrench **MUST** be used to hold the bottom nut stationary during installation.
- Solenoids applied in battery charging circuits should be protected from higher than rated voltage during charging. The service life may be affected by this condition and the solenoid may or may not operate the circuit as intended.
- Circuits should be designed to provide safe operation should the solenoid fail in either the open or closed position.
- Special construction options, including a curved bracket, may be available under other part numbers, including 111-xxxD (short can), 111-xxxE (long can), 5608-x and 878x-x.

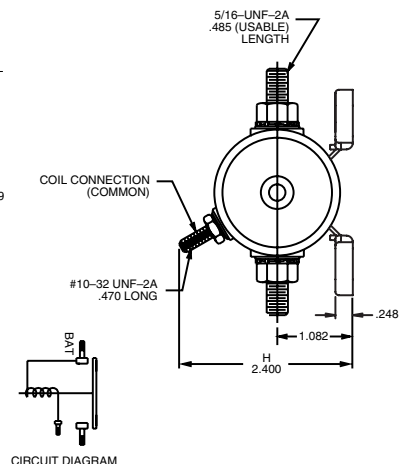
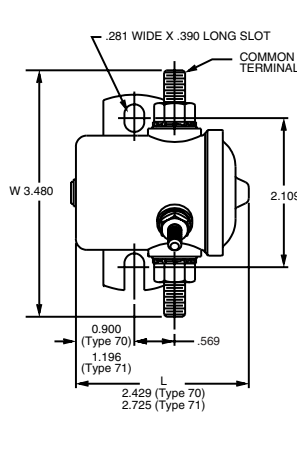
SPNO - Isolated Coil



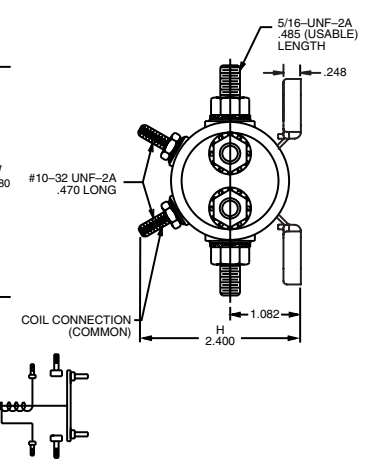
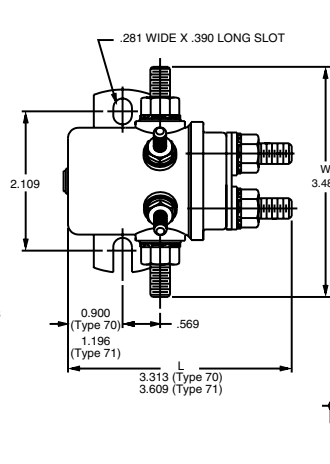
Coil Terminal to Ground



Coil Common to Load



SPDT - Isolated Coil



Компания «Life Electronics» занимается поставками электронных компонентов импортного и отечественного производства от производителей и со складов крупных дистрибьюторов Европы, Америки и Азии.

С конца 2013 года компания активно расширяет линейку поставок компонентов по направлению коаксиальный кабель, кварцевые генераторы и конденсаторы (керамические, пленочные, электролитические), за счёт заключения дистрибьюторских договоров

Мы предлагаем:

- Конкуренспособные цены и скидки постоянным клиентам.
- Специальные условия для постоянных клиентов.
- Подбор аналогов.
- Поставку компонентов в любых объемах, удовлетворяющих вашим потребностям.
- Приемлемые сроки поставки, возможна ускоренная поставка.
- Доставку товара в любую точку России и стран СНГ.
- Комплексную поставку.
- Работу по проектам и поставку образцов.
- Формирование склада под заказчика.
- Сертификаты соответствия на поставляемую продукцию (по желанию клиента).
- Тестирование поставляемой продукции.
- Поставку компонентов, требующих военную и космическую приемку.
- Входной контроль качества.
- Наличие сертификата ISO.

В составе нашей компании организован Конструкторский отдел, призванный помогать разработчикам, и инженерам.

Конструкторский отдел помогает осуществить:

- Регистрацию проекта у производителя компонентов.
- Техническую поддержку проекта.
- Защиту от снятия компонента с производства.
- Оценку стоимости проекта по компонентам.
- Изготовление тестовой платы монтаж и пусконаладочные работы.



Тел: +7 (812) 336 43 04 (многоканальный)

Email: org@lifeelectronics.ru