
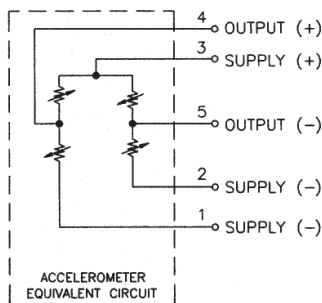
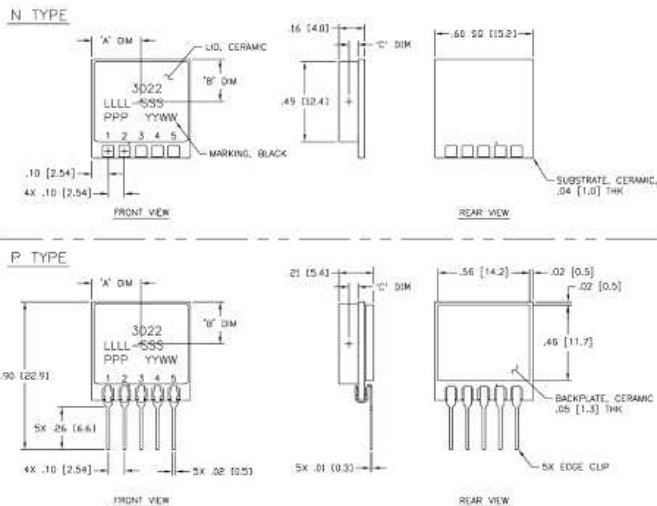


# MODEL 3022 ACCELEROMETER



## DIMENSIONS



## SPECIFICATIONS

- ◆ Piezoresistive MEMS
- ◆ DC Response
- ◆ Circuit Board Mountable
- ◆ Low Cost

The Model 3022 is a silicon MEMS accelerometer in a Wheatstone bridge configuration. The accelerometer is packaged on a ceramic substrate with an epoxy sealed ceramic cover and is designed for adhesive mounting. The accelerometer is offered in ranges from  $\pm 2g$  to  $\pm 200g$  range and provides a flat frequency response to minimum 2000Hz. The silicon MEMS sensor is gas damped and incorporates over-range stops for high-g shock protection.

For a similar accelerometer designed for bolt mounting, see the model 3028..

## FEATURES

- ◆ Adhesive Mounted
- ◆  $\pm 0.5\%$  Non-linearity
- ◆ Open Wheatstone Bridge
- ◆ DC Response
- ◆ Gas Damping
- ◆ Built-in Overrange Stops
- ◆ Low Power Consumption

## APPLICATIONS

- ◆ Vibration & Shock Monitoring
- ◆ Motion Control
- ◆ Impact & Shock Testing
- ◆ Modal Analysis
- ◆ Embedded Applications
- ◆ Machinery

## MODEL 3022 ACCELEROMETER

### PERFORMANCE SPECIFICATIONS

All values are typical at +24°C, 80Hz and 5Vdc excitation unless otherwise stated. Measurement Specialties reserves the right to update and change these specifications without notice.

#### Parameters

#### DYNAMIC

	±2	±5	±10	±20	±50	±100	±200	Notes
Range (g)								
Sensitivity (mV/g) <sup>1</sup>	8.0-20.0	6.0-15.0	3.0-6.0	1.5-3.0	0.6-1.5	0.3-0.6	0.15-0.3	@5Vdc Exc.
Frequency Response (Hz)	0-150	0-250	0-400	0-600	0-1000	0-1500	0-2000	±5%
Natural Frequency (Hz)	700	800	1000	1500	4000	6000	8000	
Non-Linearity (%FSO)	±0.5	±0.5	±0.5	±0.5	±0.5	±0.5	±0.5	
Transverse Sensitivity (%)	3	3	3	3	3	3	3	
Damping Ratio	0.7	0.7	0.7	0.7	0.7	0.7	0.6	
Shock Limit (g)	2000	2000	5000	5000	5000	5000	5000	

#### ELECTRICAL

Zero Acceleration Output (mV)	±25	±25	±25	±25	±25	±25	±25	Differential
Excitation Voltage (Vdc)	2 to 10	2 to 10	2 to 10	2 to 10	2 to 10	2 to 10	2 to 10	
Input Resistance (Ω)	2500-6500	2500-6500	2500-6500	2500-6500	2500-6500	2500-6500	2500-6500	
Output Resistance (Ω)	2500-6500	2500-6500	2500-6500	2500-6500	2500-6500	2500-6500	2500-6500	
Insulation Resistance (MΩ)	>100	>100	>100	>100	>100	>100	>100	@50Vdc
Residual Noise (μV RMS)	10	10	10	10	10	10	10	Maximum
Ground Isolation	Isolated from Mounting Surface							

#### ENVIRONMENTAL

Thermal Zero Shift (%FSO/°C)	-0.09	-0.09	-0.09	-0.09	-0.09	-0.09	-0.09	Typical
Thermal Sensitivity Shift (%/°C)	-0.15	-0.15	-0.15	-0.15	-0.15	-0.15	-0.15	Typical
Operating Temperature (°C)	-40 to +125							
Compensated Temperature (°C)	Not Compensated							See Note 2
Storage Temperature (°C)	-40 to +125							

#### PHYSICAL

Case Material	Ceramic
Weight (grams)	3.1
Mounting	Adhesive or solder

<sup>1</sup> Output is ratiometric to excitation voltage

<sup>2</sup> Order model 3022-XXX-10254 for temperature compensation resistor values included in the calibration certificate.

Optional accessories:	121	Three Channel DC Differential Amplifier
	140	Auto-Zero Inline Amplifier

The information in this sheet has been carefully reviewed and is believed to be accurate; however, no responsibility is assumed for inaccuracies. Furthermore, this information does not convey to the purchaser of such devices any license under the patent rights to the manufacturer. Measurement Specialties, Inc. reserves the right to make changes without further notice to any product herein. Measurement Specialties, Inc. makes no warranty, representation or guarantee regarding the suitability of its product for any particular purpose, nor does Measurement Specialties, Inc. assume any liability arising out of the application or use of any product or circuit and specifically disclaims any and all liability, including without limitation consequential or incidental damages. Typical parameters can and do vary in different applications. All operating parameters must be validated for each customer application by customer's technical experts. Measurement Specialties, Inc. does not convey any license under its patent rights nor the rights of others.

## ORDERING INFORMATION

PART NUMBERING Model Number+Range+Electrical Connection

3022-GGG-P

| |  
| | \_\_\_\_\_ Electrical Connection (P=pins, N=solder pads)  
| \_\_\_\_\_ Range (010 is 10g)

Example: 3022-010-P  
Model 3022, 10g, Pins

### NORTH AMERICA

Measurement Specialties, Inc.,  
a TE Connectivity Company  
Tel: 800-522-6752  
Email: [customercare.hmpt@te.com](mailto:customercare.hmpt@te.com)

### EUROPE

MEAS France SAS  
a TE Connectivity Company  
Tel: 800-440-5100  
Email : [customercare.lcsb@te.com](mailto:customercare.lcsb@te.com)

### ASIA

Measurement Specialties (China), Ltd.,  
a TE Connectivity Company  
Sales and Customer Service  
Tel: 0400-820-6015  
Email: [customercare.shzn@te.com](mailto:customercare.shzn@te.com)

### [TE.com/sensorsolutions](http://TE.com/sensorsolutions)

Measurement Specialties, Inc., a TE Connectivity company.

Measurement Specialties, TE Connectivity, TE Connectivity (logo) and EVERY CONNECTION COUNTS are trademarks. All other logos, products and/or company names referred to herein might be trademarks of their respective owners.

The information given herein, including drawings, illustrations and schematics which are intended for illustration purposes only, is believed to be reliable. However, TE Connectivity makes no warranties as to its accuracy or completeness and disclaims any liability in connection with its use. TE Connectivity's obligations shall only be as set forth in TE Connectivity's Standard Terms and Conditions of Sale for this product and in no case will TE Connectivity be liable for any incidental, indirect or consequential damages arising out of the sale, resale, use or misuse of the product. Users of TE Connectivity products should make their own evaluation to determine the suitability of each such product for the specific application.

© 2015 TE Connectivity Ltd. family of companies All Rights Reserved.

Компания «Life Electronics» занимается поставками электронных компонентов импортного и отечественного производства от производителей и со складов крупных дистрибьюторов Европы, Америки и Азии.

С конца 2013 года компания активно расширяет линейку поставок компонентов по направлению коаксиальный кабель, кварцевые генераторы и конденсаторы (керамические, пленочные, электролитические), за счёт заключения дистрибьюторских договоров

Мы предлагаем:

- Конкурентоспособные цены и скидки постоянным клиентам.
- Специальные условия для постоянных клиентов.
- Подбор аналогов.
- Поставку компонентов в любых объемах, удовлетворяющих вашим потребностям.
- Приемлемые сроки поставки, возможна ускоренная поставка.
- Доставку товара в любую точку России и стран СНГ.
- Комплексную поставку.
- Работу по проектам и поставку образцов.
- Формирование склада под заказчика.
- Сертификаты соответствия на поставляемую продукцию (по желанию клиента).
- Тестирование поставляемой продукции.
- Поставку компонентов, требующих военную и космическую приемку.
- Входной контроль качества.
- Наличие сертификата ISO.

В составе нашей компании организован Конструкторский отдел, призванный помогать разработчикам, и инженерам.

Конструкторский отдел помогает осуществить:

- Регистрацию проекта у производителя компонентов.
- Техническую поддержку проекта.
- Защиту от снятия компонента с производства.
- Оценку стоимости проекта по компонентам.
- Изготовление тестовой платы монтаж и пусконаладочные работы.



Тел: +7 (812) 336 43 04 (многоканальный)

Email: [org@lifeelectronics.ru](mailto:org@lifeelectronics.ru)