

Model GM

Digital Display/Signal Conditioner



DESCRIPTION

The GM is a versatile full function signal conditioner, amplifier and power supply that works with unamplified mV/V transducers. It also provides shunt calibration (R-cal) which enables the system to be setup without using an expensive primary stimulus

(done at no extra charge at the factory if the readout and transducer are purchased at the same time). A full range of options like peak/hold**, track/hold and dual limits are available.

FEATURES

- Strain-gage/bridge-based transducer input
- 4 1/2 digit LED display
- Large 14,2 mm [0.56 in] readout
- High speed analog output (up to 27 kHz)

*Optional 56a requires 1/4 DIN enclosure

**Bleed-off rate: ≤ 0.01 % of full scale

Model GM

ELECTRICAL SPECIFICATIONS

Characteristic	Measure
Input signal	1 mV/V to 5 mV/V or 5 mV/V to 50 mV/V (optional)
Number of characters displayed	4 1/2
Power requirements, standard	115 Vac @ 5 W
Power requirements, optional	12 Vdc, 220 Vac
Conversions per second	3
Scaling method	Zero and span adjustment
Polarity indication	Yes
Decimal point selection	Jumper (non-solder)
Display size	14,2 mm [0.56 in]
Overrange indication	Flashing display
Display resolution	1/20000 max.
Digital display	LED
Analog output	±5 Vdc or 4 mA to 20 mA (optional)
Amplifier output impedance	< 2 ohm
Accuracy	±0.03 %
Amplifier frequency response	dc to 250 Hz
Common mode rejection	80 db
Fine scan adjustment	< ±15 %
Coarse scan adjustment	> 80 %
Fine zero adjustment	< ±15 %
Coarse zero adjustment	> 80%

ENVIRONMENTAL SPECIFICATIONS

Characteristic	Measure
Temperature, storage	-29 °C to 93 °C [-20 °F to 200 °F]
Temperature, operating	0 °C to 54 °C [32 °F to 130 °F]

PHYSICAL SPECIFICATIONS

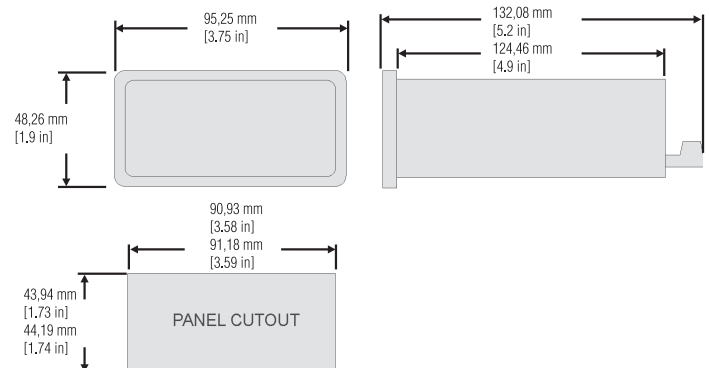
Characteristic	Measure
Weight	1 kg [2.25 lb]
Mounting	Bench, rack or panel (panel mount included with unit)
Case size (standard)	1/8 DIN
Case material	Noryl plastic
Input/output connector	Removable with screw terminals

Not RoHS compliant

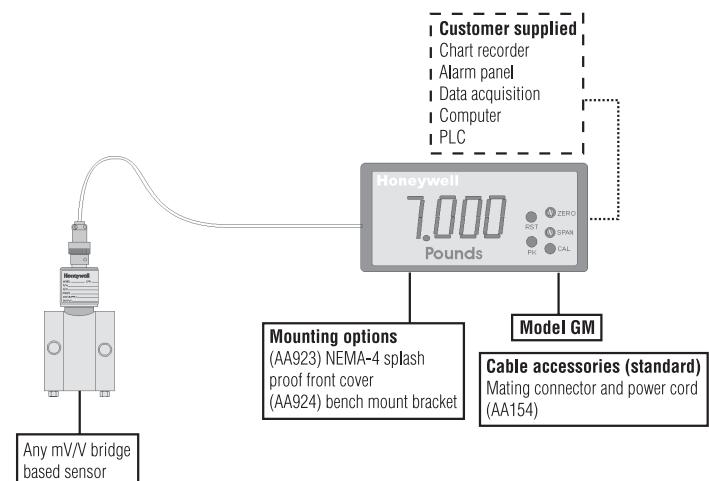
OPTION CODES

	Many range/option combinations are available in our quick-ship and fast-track manufacture programs. Please see http://sensing.honeywell.com/TMsensor-ship for updated listings.
Input range	0.5 mV/V to 5 mV/V 52c. 5 mV/V to 50 mV/V
Analog output	Filter setting 260 Hz 58t. Optional filter setting (10 Hz, 30 Hz, 10 kHz, 27 kHz)
Alarm outputs	58a. Hi-lo limits
Display options	58c. Peak/hold 58d. Track/hold
Power supply	110 Vac 60a. 220 Vac 60c. Battery powered (12 Vdc) 56a. 4 mA to 20 mA output
Front panel	51d. Custom front panel
Mounting options	51a. Rack mount adapter 51c. NEMA enclosure

MOUNTING DIMENSIONS AND CHARACTERISTICS

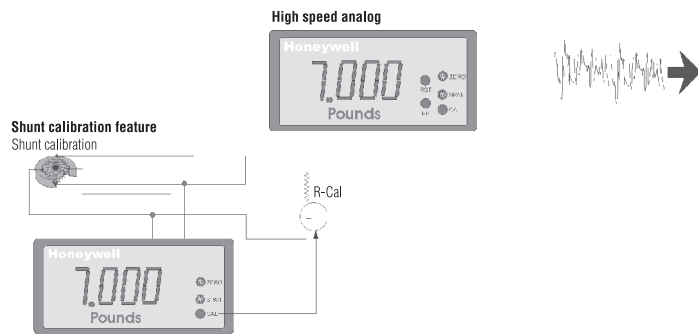
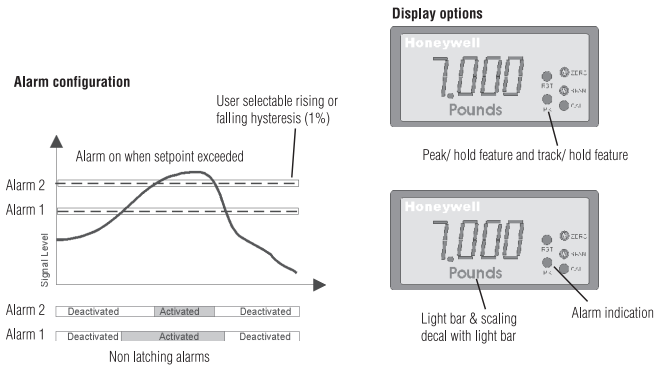


TYPICAL SYSTEM DIAGRAM

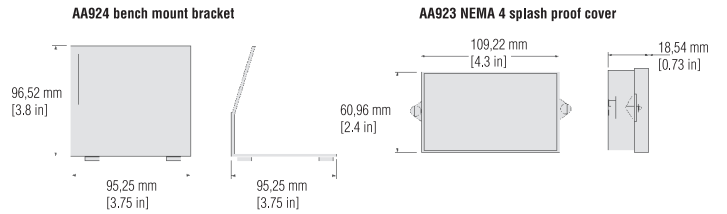


Digital Display/Signal Conditioner

COMPREHENSIVE SIGNAL CONDITIONING

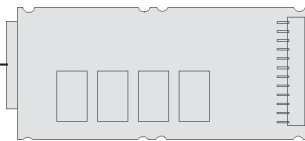


ACCESSORIES AND OPTIONS DIMENSIONS



FLEXIBLE PLATFORM

Relay card options
 (58a. option) hi-low limits
 (not available with track/ hold or peak/ hold option)



Signal conditioning options
 (51d. option) custom front panel
 (56a. option) 4 mA to 20 mA output (requires 1/4 DIN format)
 (58c. option) Peak/ Hold (not available with alarm or track/ hold option)
 (58d. option) Track/ Hold (not available with alarm or peak/ hold option)
 (60a. option) 220 VAC
 (60c. option) 12 VDC Powered
 (52c. option) 5 mV/V to 50 mV/V input range (user selectable)
 (58t. option) Low pass filter setting
 10 V or 5 V Excitation (user selectable)



Mounting options
 Panel mount (standard)
 Bench mount bracket (AA924)
 482,6 mm [19 in] rack mount adaptor (51a. option)

Warranty. Honeywell warrants goods of its manufacture as being free of defective materials and faulty workmanship. Honeywell's standard product warranty applies unless agreed to otherwise by Honeywell in writing; please refer to your order acknowledgement or consult your local sales office for specific warranty details. If warranted goods are returned to Honeywell during the period of coverage, Honeywell will repair or replace, at its option, without charge those items it finds defective. **The foregoing is buyer's sole remedy and is in lieu of all warranties, expressed or implied, including those of merchantability and fitness for a particular purpose. In no event shall Honeywell be liable for consequential, special, or indirect damages.**

While we provide application assistance personally, through our literature and the Honeywell web site, it is up to the customer to determine the suitability of the product in the application.

Specifications may change without notice. The information we supply is believed to be accurate and reliable as of this printing. However, we assume no responsibility for its use.

For more information about Sensing and Control products, visit www.honeywell.com/sensing or call +1-815-235-6847

Email inquiries to info.sc@honeywell.com

⚠ WARNING
PERSONAL INJURY

- DO NOT USE these products as safety or emergency stop devices or in any other application where failure of the product could result in personal injury.

Failure to comply with these instructions could result in death or serious injury.

⚠ WARNING
MISUSE OF DOCUMENTATION

- The information presented in this catalogue is for reference only. DO NOT USE this document as product installation information.
- Complete installation, operation and maintenance information is provided in the instructions supplied with each product.

Failure to comply with these instructions could result in death or serious injury.

Компания «Life Electronics» занимается поставками электронных компонентов импортного и отечественного производства от производителей и со складов крупных дистрибьюторов Европы, Америки и Азии.

С конца 2013 года компания активно расширяет линейку поставок компонентов по направлению коаксиальный кабель, кварцевые генераторы и конденсаторы (керамические, пленочные, электролитические), за счёт заключения дистрибьюторских договоров

Мы предлагаем:

- Конкурентоспособные цены и скидки постоянным клиентам.
- Специальные условия для постоянных клиентов.
- Подбор аналогов.
- Поставку компонентов в любых объемах, удовлетворяющих вашим потребностям.
- Приемлемые сроки поставки, возможна ускоренная поставка.
- Доставку товара в любую точку России и стран СНГ.
- Комплексную поставку.
- Работу по проектам и поставку образцов.
- Формирование склада под заказчика.
- Сертификаты соответствия на поставляемую продукцию (по желанию клиента).
- Тестирование поставляемой продукции.
- Поставку компонентов, требующих военную и космическую приемку.
- Входной контроль качества.
- Наличие сертификата ISO.

В составе нашей компании организован Конструкторский отдел, призванный помогать разработчикам, и инженерам.

Конструкторский отдел помогает осуществить:

- Регистрацию проекта у производителя компонентов.
- Техническую поддержку проекта.
- Защиту от снятия компонента с производства.
- Оценку стоимости проекта по компонентам.
- Изготовление тестовой платы монтаж и пусконаладочные работы.



Тел: +7 (812) 336 43 04 (многоканальный)

Email: org@lifeelectronics.ru