

Features

- Wide terminal type
- Excellent heat dissipation
- High reliability
- Metal alloy plate
- RoHS compliant* and halogen free**

Applications

- Current sensing
- Power supplies
- Stepper motor drives
- Input amplifiers

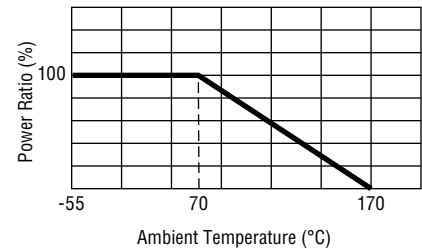
CRK Series Metal Strip, Wide Terminal Current Sense Resistor

Electrical Characteristics

| Characteristic | Model | |
|---------------------------------------|----------------------|-------------------|
| | CRK0612 | CRK0815 |
| Power Rating @ 70 °C | 1 W | |
| Resistance Value | 1 mΩ, 5 mΩ, 10 mΩ | 4 mΩ, 5 mΩ, 10 mΩ |
| Operation Temperature Range | -55 °C ~ +170 °C | |
| Temperature Coefficient of Resistance | ±50 ppm/°C | |
| Tolerance | ±1 %, 5 % | |
| Insulation Resistance | Over 100 MΩ | |
| Maximum Working Voltage (V) | (P*R) ^{1/2} | |

Note: 1 Watts with total solder pad and trace size of 300 mm²

Derating Curve



Reliability Tests

| Test Items | Reference Standard | Condition of Test | Test Limits |
|---------------------------------------|---|---|---|
| Temperature Coefficient of Resistance | IEC60115-1-4.8 JIS-C5201-4.8 | +25 °C ~ +125 °C | — |
| Load Life | IEC60115-1-4.25.1 JIS-C5201-4.25.1 | 1000 hours at rated power, 70 °C, 1.5 hours "ON", 0.5 hour "OFF" | < ±1 % |
| Short Time Overload | IEC60115-1-4.13 JIS-C5201-4.13 | 5 X rated power for 5 s | < ±0.5 % |
| Moisture no Load | IEC60115-1- 4.24.2.1a) JIS-C5201- 4.24.2.1a) | 85 °C, 85 %RH, 1000 hrs | < ±0.5 % |
| Temperature Cycle | IEC60115-1-4.19 JIS-C5201-4.19 | -55 °C & +155 °C, 100 cycle, 15 min per extreme condition | < ±0.5 % |
| Resistance to Soldering Heat | IEC60115-1-4.18 JIS-C5201-4.18 | 260 ±5 °C for 10 ±1 sec | < ±0.5 % |
| Solderability | IEC60115-1-4.17 JIS-C5201-4.17 | 245 ±5 °C, 2 ±0.5 sec | At least 95 % of surface area of electrode shall be covered with new solder |
| High Temperature Exposure | IEC60115-1- 4.23.2 JIS-C5201-4.23.2 | 155 °C, 1000 hrs | < ±0.5 % |
| Low Temperature Storage | EC60115-1- 4.23.4 JIS-C5201-4.23.4 | -55 °C, 1000 hrs | < ±0.5 % |
| Substrate Bending | IEC60115-1-4.33 JIS-C5201-4.33 | Bending width 2 mm | < ±1 % |
| Insulation Resistance | IEC60115-1-4.6 JIS-C5201-4.6 | 100 V DC for 1 minute | >100 MΩ |



WARNING Cancer and Reproductive Harm - www.P65Warnings.ca.gov

* RoHS Directive 2002/95/EC Jan. 27, 2003 including annex and RoHS Recast 2011/65/EU June 8, 2011.

** Bourns considers a product to be "halogen free" if (a) the Bromine (Br) content is 900 ppm or less; (b) the Chlorine (Cl) content is 900 ppm or less; and (c) the total Bromine (Br) and Chlorine (Cl) content is 1500 ppm or less.

Specifications are subject to change without notice.

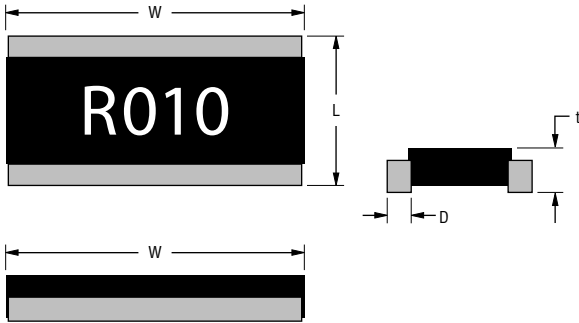
Users should verify actual device performance in their specific applications.

The products described herein and this document are subject to specific legal disclaimers as set forth on the last page of this document, and at www.bourns.com/docs/legal/disclaimer.pdf.

CRK Series Metal Strip, Wide Terminal Current Sense Resistor



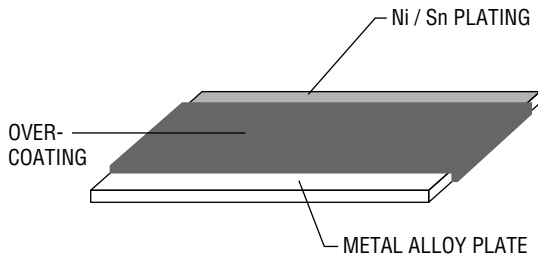
Product Dimensions



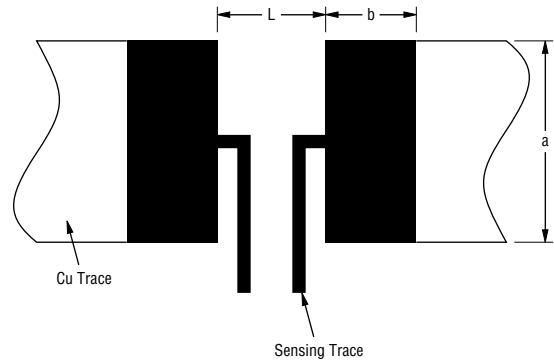
| | W | L | D | t |
|----------------|--|--|--|--|
| CRK0612 | $\frac{3.20 \pm 0.2}{(.126 \pm .008)}$ | $\frac{1.70 \pm 0.2}{(.067 \pm .008)}$ | $\frac{0.40 \pm 0.2}{(.016 \pm .008)}$ | $\frac{0.60 \pm 0.2}{(.027 \pm .008)}$ |
| CRK0815 | $\frac{3.75 \pm 0.3}{(.148 \pm .012)}$ | $\frac{2.30 \pm 0.2}{(.091 \pm .008)}$ | $\frac{0.50 \pm 0.2}{(.020 \pm .008)}$ | $\frac{0.70 \pm 0.2}{(.028 \pm .008)}$ |

DIMENSIONS: $\frac{\text{MM}}{\text{(INCHES)}}$

Construction



Recommended Solder Pad Dimensions



| | a | b | L |
|----------------|-----------------------|-----------------------|-----------------------|
| CRK0612 | $\frac{3.80}{(0.15)}$ | $\frac{0.70}{(0.03)}$ | $\frac{0.70}{(0.03)}$ |
| CRK0815 | $\frac{4.20}{(0.17)}$ | $\frac{0.80}{(0.03)}$ | $\frac{1.20}{(0.05)}$ |

DIMENSIONS: $\frac{\text{MM}}{\text{(INCHES)}}$

Environmental Characteristics

Storage Conditions
 Temperature+5 °C ~ +35 °C
 Humidity40 % ~ 75 %
 Shelf Life.....2 years from manufacturing date
 Solder Recommendations..... Reflow profile
 (Solder: Sn96.5 / Ag3 / Cu0.5)
 Moisture Sensitivity Level..... 1

Rated Voltage

The rated voltage is calculated by the following formula:

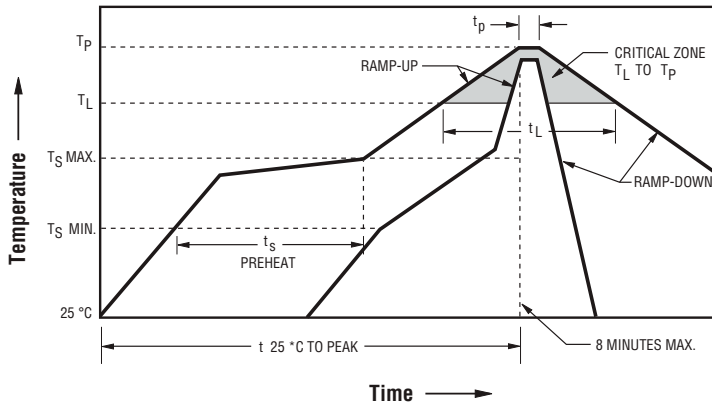
$$V = \sqrt{P \times R}$$

V: Rated Voltage (V)
P: Rated Power (W)
R: Resistance Value (Ω)

CRK Series Metal Strip, Wide Terminal Current Sense Resistor



Solder Reflow Recommendations



| Solder Profile | Lead Free Assembly |
|--|------------------------------------|
| Average ramp-up rate (T _{smax} to T _p) | 3 °C / second max. |
| Preheat: - Temperature Min. (T _{smin}) - Temperature Max. (T _{smax}) - Time (T _{smin} to T _{smax}) (t _s) | 150 °C 200 °C 60~150 seconds |
| Time maintained above: - Temperature (T _L) - Time (T _L) | 217 °C 60~120 seconds |
| Peak Temperature (T _p) | 260 °C |
| Time within +0/-5 °C of actual Peak Temperature (T _p) ² | 10 seconds |
| Ramp-down rate | 6 °C / second max. |
| Time 25 °C to Peak Temperature | 8 minutes max. |

How to Order

CRK 0612 - F Z - R005 E

Model _____
 CRK = Metal Strip, Wide Terminal Current Sense Resistor

Size _____
 0612 = 0612 Size
 0815 = 0815 Size

Resistance Tolerance _____
 F = ±1 %
 J = ±5 %

TCR _____
 Z = ±50 PPM/°C

Resistance Code – (See Standard Resistance Values Table) _____
 “R” (decimal point) followed by three significant digits (example: R004 = 0.0040 ohms)

Packaging _____
 E = Tape and Reel
 CRK0612: 5,000 pcs. / 7-inch reel;
 CRK0815: 4,000 pcs. / 7-inch reel

CRK0612 Resistance Values Available

| Code | Resistance Value (milliohms) |
|------|------------------------------|
| R001 | 1 |
| R005 | 5 |
| R010 | 10 |

CRK0815 Resistance Values Available

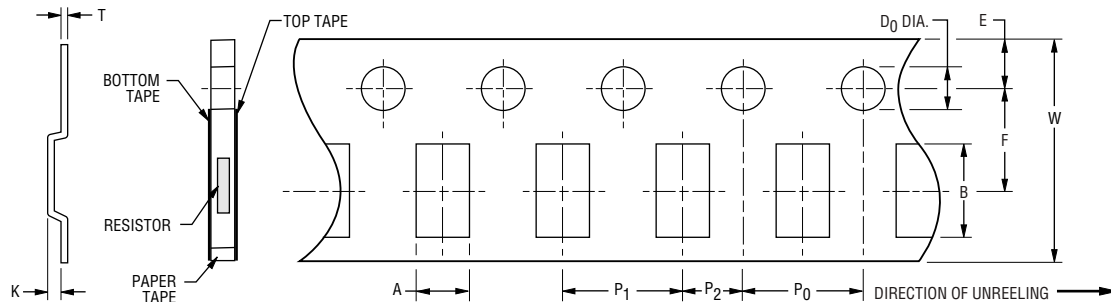
| Code | Resistance Value (milliohms) |
|------|------------------------------|
| R004 | 4 |
| R005 | 5 |
| R010 | 10 |

Specifications are subject to change without notice.
 Users should verify actual device performance in their specific applications.
 The products described herein and this document are subject to specific legal disclaimers as set forth on the last page of this document, and at www.bourns.com/docs/legal/disclaimer.pdf.

CRK Series Metal Strip, Wide Terminal Current Sense Resistor

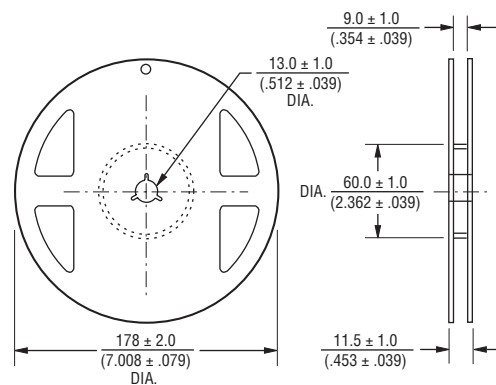
BOURNS®

Packaging Dimensions (Conforms to EIA RS-481A)



| Model | A | B | W | F | E | P ₁ | P ₂ | P ₀ | D ₀ | T | K |
|-------------------------|---|---|--|---|---|---|---|---|---|---|---|
| CRK0612 (paper tape) | $\frac{2.00 \pm 0.15}{(.079 \pm .006)}$ | $\frac{3.60 \pm 0.20}{(.142 \pm .008)}$ | $\frac{8.00 \pm 0.20}{(.315 \pm .008)}$ | $\frac{3.50 \pm 0.05}{(.138 \pm .002)}$ | $\frac{1.75 \pm 0.10}{(.069 \pm .004)}$ | $\frac{4.00 \pm 0.10}{(.157 \pm .004)}$ | $\frac{2.00 \pm 0.10}{(.079 \pm .004)}$ | $\frac{4.00 \pm 0.10}{(.157 \pm .004)}$ | $\frac{1.55 \pm 0.10}{(.061 \pm .004)}$ | $\frac{0.84 \pm 0.10}{(.033 \pm .004)}$ | — |
| CRK0815 (embossed) | $\frac{2.60 \pm 0.15}{(.102 \pm .006)}$ | $\frac{4.50 \pm 0.20}{(.177 \pm .008)}$ | $\frac{12.00 \pm 0.20}{(.472 \pm .008)}$ | $\frac{5.50 \pm 0.05}{(.217 \pm .002)}$ | $\frac{1.75 \pm 0.10}{(.069 \pm .004)}$ | $\frac{4.00 \pm 0.10}{(.157 \pm .004)}$ | $\frac{2.00 \pm 0.10}{(.079 \pm .004)}$ | $\frac{4.00 \pm 0.10}{(.157 \pm .004)}$ | $\frac{1.55 \pm 0.10}{(.061 \pm .004)}$ | $\frac{0.30 \pm 0.10}{(.012 \pm .004)}$ | $\frac{1.10 \pm 0.10}{(.043 \pm .004)}$ |

DIMENSIONS: $\frac{\text{MM}}{\text{(INCHES)}}$



BOURNS®

Asia-Pacific: Tel: +886-2 2562-4117 • Email: asiacus@bourns.com

EMEA: Tel: +36 88 885 877 • Email: euocus@bourns.com

The Americas: Tel: +1-951 781-5500 • Email: americus@bourns.com

www.bourns.com

Legal Disclaimer Notice

BOURNS®

This legal disclaimer applies to purchasers and users of Bourns® products manufactured by or on behalf of Bourns, Inc. and its affiliates (collectively, “Bourns”).

Unless otherwise expressly indicated in writing, Bourns® products and data sheets relating thereto are subject to change without notice. Users should check for and obtain the latest relevant information and verify that such information is current and complete before placing orders for Bourns® products.

The characteristics and parameters of a Bourns® product set forth in its data sheet are based on laboratory conditions, and statements regarding the suitability of products for certain types of applications are based on Bourns’ knowledge of typical requirements in generic applications. The characteristics and parameters of a Bourns® product in a user application may vary from the data sheet characteristics and parameters due to (i) the combination of the Bourns® product with other components in the user’s application, or (ii) the environment of the user application itself. The characteristics and parameters of a Bourns® product also can and do vary in different applications and actual performance may vary over time. Users should always verify the actual performance of the Bourns® product in their specific devices and applications, and make their own independent judgments regarding the amount of additional test margin to design into their device or application to compensate for differences between laboratory and real world conditions.

Unless Bourns has explicitly designated an individual Bourns® product as meeting the requirements of a particular industry standard (e.g., ISO/TS 16949) or a particular qualification (e.g., UL listed or recognized), Bourns is not responsible for any failure of an individual Bourns® product to meet the requirements of such industry standard or particular qualification. Users of Bourns® products are responsible for ensuring compliance with safety-related requirements and standards applicable to their devices or applications.

Bourns® products are not recommended, authorized or intended for use in nuclear, lifesaving, life-critical or life-sustaining applications, nor in any other applications where failure or malfunction may result in personal injury, death, or severe property or environmental damage. Unless expressly and specifically approved in writing by two authorized Bourns representatives on a case-by-case basis, use of any Bourns® products in such unauthorized applications might not be safe and thus is at the user’s sole risk. Life-critical applications include devices identified by the U.S. Food and Drug Administration as Class III devices and generally equivalent classifications outside of the United States.

Bourns expressly identifies those Bourns® standard products that are suitable for use in automotive applications on such products’ data sheets in the section entitled “Applications.” Unless expressly and specifically approved in writing by two authorized Bourns representatives on a case-by-case basis, use of any other Bourns® standard products in an automotive application might not be safe and thus is not recommended, authorized or intended and is at the user’s sole risk. If Bourns expressly identifies a sub-category of automotive application in the data sheet for its standard products (such as infotainment or lighting), such identification means that Bourns has reviewed its standard product and has determined that if such Bourns® standard product is considered for potential use in automotive applications, it should only be used in such sub-category of automotive applications. Any reference to Bourns® standard product in the data sheet as compliant with the AEC-Q standard or “automotive grade” does not by itself mean that Bourns has approved such product for use in an automotive application.

Bourns® standard products are not tested to comply with United States Federal Aviation Administration standards generally or any other generally equivalent governmental organization standard applicable to products designed or manufactured for use in aircraft or space applications. Bourns expressly identifies Bourns® standard products that are suitable for use in aircraft or space applications on such products’ data sheets in the section entitled “Applications.” Unless expressly and specifically approved in writing by two authorized Bourns representatives on a case-by-case basis, use of any other Bourns® standard product in an aircraft or space application might not be safe and thus is not recommended, authorized or intended and is at the user’s sole risk.

The use and level of testing applicable to Bourns® custom products shall be negotiated on a case-by-case basis by Bourns and the user for which such Bourns® custom products are specially designed. Absent a written agreement between Bourns and the user regarding the use and level of such testing, the above provisions applicable to Bourns® standard products shall also apply to such Bourns® custom products.

Users shall not sell, transfer, export or re-export any Bourns® products or technology for use in activities which involve the design, development, production, use or stockpiling of nuclear, chemical or biological weapons or missiles, nor shall they use Bourns® products or technology in any facility which engages in activities relating to such devices. The foregoing restrictions apply to all uses and applications that violate national or international prohibitions, including embargos or international regulations. Further, Bourns® products and Bourns technology and technical data may not under any circumstance be exported or re-exported to countries subject to international sanctions or embargoes. Bourns® products may not, without prior authorization from Bourns and/or the U.S. Government, be resold, transferred, or re-exported to any party not eligible to receive U.S. commodities, software, and technical data.

To the maximum extent permitted by applicable law, Bourns disclaims (i) any and all liability for special, punitive, consequential, incidental or indirect damages or lost revenues or lost profits, and (ii) any and all implied warranties, including implied warranties of fitness for particular purpose, non-infringement and merchantability.

For your convenience, copies of this Legal Disclaimer Notice with German, Spanish, Japanese, Traditional Chinese and Simplified Chinese bilingual versions are available at:

Web Page: <http://www.bourns.com/legal/disclaimers-terms-and-policies>

PDF: <http://www.bourns.com/docs/Legal/disclaimer.pdf>

Компания «Life Electronics» занимается поставками электронных компонентов импортного и отечественного производства от производителей и со складов крупных дистрибьюторов Европы, Америки и Азии.

С конца 2013 года компания активно расширяет линейку поставок компонентов по направлению коаксиальный кабель, кварцевые генераторы и конденсаторы (керамические, пленочные, электролитические), за счёт заключения дистрибьюторских договоров

Мы предлагаем:

- Конкурентоспособные цены и скидки постоянным клиентам.
- Специальные условия для постоянных клиентов.
- Подбор аналогов.
- Поставку компонентов в любых объемах, удовлетворяющих вашим потребностям.
- Приемлемые сроки поставки, возможна ускоренная поставка.
- Доставку товара в любую точку России и стран СНГ.
- Комплексную поставку.
- Работу по проектам и поставку образцов.
- Формирование склада под заказчика.
- Сертификаты соответствия на поставляемую продукцию (по желанию клиента).
- Тестирование поставляемой продукции.
- Поставку компонентов, требующих военную и космическую приемку.
- Входной контроль качества.
- Наличие сертификата ISO.

В составе нашей компании организован Конструкторский отдел, призванный помогать разработчикам, и инженерам.

Конструкторский отдел помогает осуществить:

- Регистрацию проекта у производителя компонентов.
- Техническую поддержку проекта.
- Защиту от снятия компонента с производства.
- Оценку стоимости проекта по компонентам.
- Изготовление тестовой платы монтаж и пусконаладочные работы.



Тел: +7 (812) 336 43 04 (многоканальный)

Email: org@lifeelectronics.ru