

Surface Mount Fuses

NANO²® Fuse > 250V > Fast Acting > 476 Series

476 Series Fuse



Agency Approvals

| Agency | Agency File Number | Ampere Range |
|--------|--------------------|--------------|
| | E10480 | 1A - 15A |
| | Pending | 1A - 5A |
| | Pending | 1A - 5A |

Applications

- LED Lighting
- LCD/LED TVs
- Power Supply Units
- White Goods

Description

The 476 Series is a family of 250V rated fuses with a very small 2410 footprint. It is the smallest SMD fuse with this high voltage rating and is designed to mainly serve as primary side circuit protection for compact devices with high voltage requirements.

Features

- Small 2410 Footprint
- 250V Voltage Rating (1A to 5A)
- High Interrupting Ratings
- Fast-Acting
- RoHS Compliant and Halogen-Free
- Designed in accordance with IEC 60127-4 Universal Modular Fuse requirement
- Wide Operating temperature range of -55°C to 125°C
- IEC 61000-4-5 2 ed. Surge Immunity Test Compliant (1.2 x 50us/8x20us combination wave 500V/250A for <25W Lamp Category) – 3A and above ampere rating only

Electrical Characteristics for Series

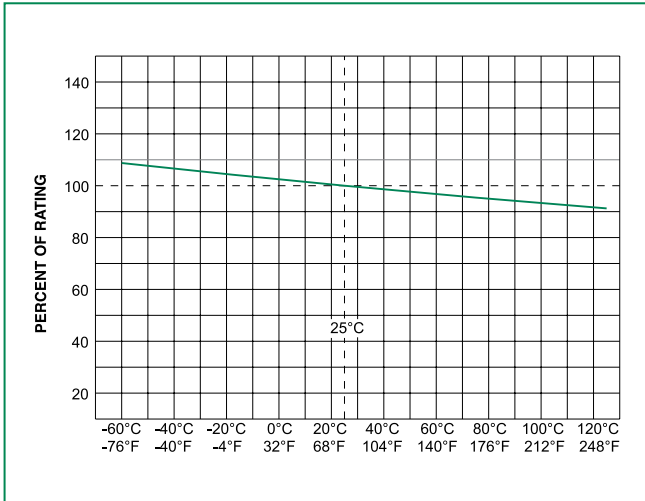
| % of Ampere Rating | Ampere Rating | Opening Time |
|--------------------|---------------|---------------------------------|
| 100% | 1A - 15A | 4 Hour, Minimum |
| 125% | 1A - 5A | 1 Hour, Minimum |
| 200% | 1A - 15A | 120 Sec., Maximum |
| 1000% | 1A - 5A | 0.001 Sec., Min; 0.01 Sec., Max |

Electrical Characteristic

| Ampere Rating (A) | Amp Code | Max Voltage Rating (V) | Interrupting Rating | Nominal Cold Resistance (Ohms) | Nominal Melting I ² t (A ² sec.) | Agency Approvals | | |
|-------------------|----------|------------------------|--|--------------------------------|--|------------------|---|---|
| | | | | | | | | |
| 1.00 | 001 | 250V | 100A @ 250VAC 300A @ 125VDC 10kA @ 86VDC | 0.1575 | 0.193 | x | P | P |
| 1.25 | 1.25 | 250V | | 0.122 | 0.276 | x | P | P |
| 1.60 | 01.6 | 250V | | 0.0825 | 0.620 | x | P | P |
| 2.00 | 002 | 250V | | 0.0448 | 0.530 | x | P | P |
| 2.50 | 02.5 | 250V | | 0.0363 | 0.910 | x | P | P |
| 3.00 | 003 | 250V | | 0.0277 | 1.660 | x | P | P |
| 3.50 | 03.5 | 250V | | 0.0234 | 2.356 | x | P | P |
| 4.00 | 004 | 250V | | 0.01839 | 2.820 | x | P | P |
| 5.00 | 005 | 250V | | 0.0157 | 4.000 | x | P | P |
| 6.30 | 06.3 | 125V | 100A@125VAC 300A@125VDC 10kA@86VDC | 0.0126 | 7.500 | x | | |
| 7.00 | 007 | 125V | | 0.0116 | 7.800 | x | | |
| 8.00 | 008 | 125V | | 0.0112 | 9.757 | x | | |
| 10.0 | 010 | 125V | | 0.0096 | 14.879 | x | | |
| 12.0 | 012 | 125V | | 0.006 | 20.635 | x | | |
| 15.0 | 015 | 125V | | 0.0045 | 61.286 | x | | |

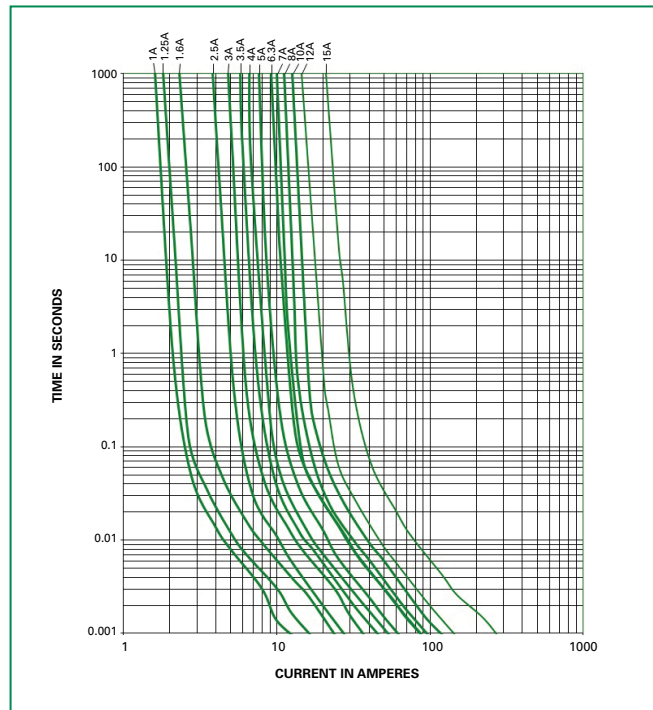
- Notes: 1. Cold resistance measured at less than 10% of rated current at 25°C
 2. Agency Approval Table Key: X = Approved or Certified, P=Pending and Blank=Not Approved.
 3. I²t values stated for 8msec opening time.
 4. For 15A rating with 10kA@86VDC IR, please use suffix "S" for ordering. Refer to Part Numbering System for reference.

Temperature Derating Curve



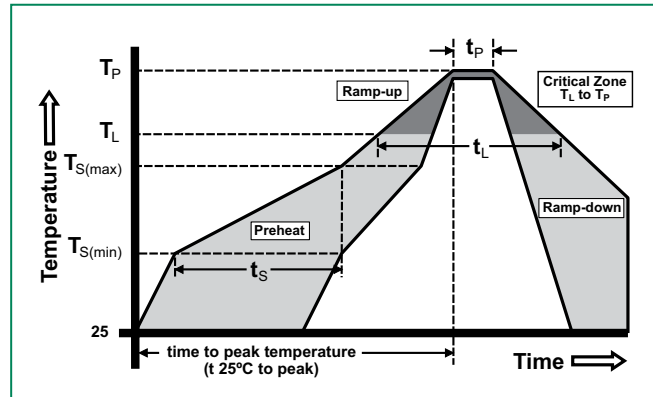
NOTE: Derating depicted in this curve is in addition to the standard derating of 25% for continuous operation.

Average Time Current Curves



Soldering Parameters

| | | |
|--|------------------------------------|-------------------------|
| Reflow Condition | | Pb – free assembly |
| Pre Heat | - Temperature Min ($T_{s(min)}$) | 150°C |
| | - Temperature Max ($T_{s(max)}$) | 200°C |
| | - Time (Min to Max) (t_s) | 60 – 180 seconds |
| Average Ramp-up Rate (Liquidus Temp (T_L) to peak) | | 5°C/second max. |
| $T_{s(max)}$ to T_L - Ramp-up Rate | | 5°C/second max. |
| Reflow | - Temperature (T_L) (Liquidus) | 217°C |
| | - Temperature (t_L) | 60 – 150 seconds |
| Peak Temperature (T_p) | | 260 ^{+0/-5} °C |
| Time within 5°C of actual peak Temperature (t_p) | | 20 – 40 seconds |
| Ramp-down Rate | | 5°C/second max. |
| Time 25°C to peak Temperature (T_p) | | 8 minutes max. |
| Do not exceed | | 260°C |



Surface Mount Fuses

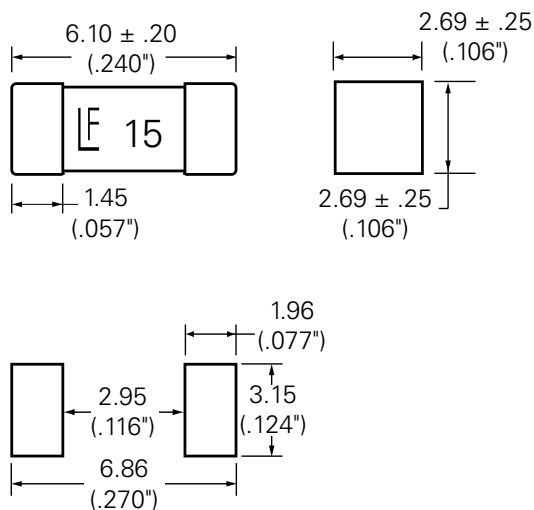
NANO²® Fuse > 250V > Fast Acting > 476 Series

Product Characteristics

| | |
|--|--|
| Materials | Body: Ceramic Cap: Silver Plated Brass/Sn Dipped Silver Plated Brass/Gold Plated Brass |
| Product Marking | Body: Brand Logo, Current Rating |
| Operating Temperature | -55°C to +125°C |
| Moisture Sensitivity Level | Level 1 |
| Solderability | MIL-STD-202, Method 208 |
| Insulation Resistance (after opening) | IEC 60127-4 (0.1Mohm Min) |

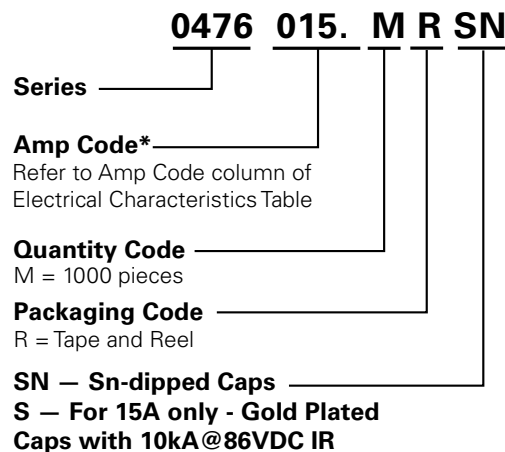
| | |
|-------------------------------------|--|
| Thermal Shock | MIL-STD-202, Method 107 Test Condition B, 5 cycles, -65°C to 125°C, 15 minutes @ each extreme |
| Mechanical Shock | MIL-STD-202, Method 213 Test Condition I: De-energized. 100G's peak amplitude, sawtooth wave 6ms duration, 3 cycles XYZ+xyz = 18 shocks |
| Vibration | MIL-STD-202, Method 201: 0.03" amplitude, 10-55 Hz in 1 min. 2 hrs. each XYZ = 6hrs (10- 55 Hz) |
| Moisture Resistance | MIL-STD-202, Method 106 10 cycles |
| Salt Spray | MIL-STD-202, Method 101 Test Condition B (48 hrs) |
| Resistance to Soldering Heat | MIL-STD-202, Method 210, Test Condition B (10 sec at 260°C) |

Dimensions



Recommended Pad Layout

Part Numbering System



Packaging

| Packaging Option | Packaging Specification | Quantity | Quantity & Packaging Code | Reel Size |
|--------------------|-------------------------------|----------|---------------------------|-----------|
| 12mm Tape and Reel | EIA-RS-481-2 (IEC 286 part 3) | 1000 | MR | N/A |

Компания «Life Electronics» занимается поставками электронных компонентов импортного и отечественного производства от производителей и со складов крупных дистрибьюторов Европы, Америки и Азии.

С конца 2013 года компания активно расширяет линейку поставок компонентов по направлению коаксиальный кабель, кварцевые генераторы и конденсаторы (керамические, пленочные, электролитические), за счёт заключения дистрибьюторских договоров

Мы предлагаем:

- Конкурентоспособные цены и скидки постоянным клиентам.
- Специальные условия для постоянных клиентов.
- Подбор аналогов.
- Поставку компонентов в любых объемах, удовлетворяющих вашим потребностям.
- Приемлемые сроки поставки, возможна ускоренная поставка.
- Доставку товара в любую точку России и стран СНГ.
- Комплексную поставку.
- Работу по проектам и поставку образцов.
- Формирование склада под заказчика.
- Сертификаты соответствия на поставляемую продукцию (по желанию клиента).
- Тестирование поставляемой продукции.
- Поставку компонентов, требующих военную и космическую приемку.
- Входной контроль качества.
- Наличие сертификата ISO.

В составе нашей компании организован Конструкторский отдел, призванный помогать разработчикам, и инженерам.

Конструкторский отдел помогает осуществить:

- Регистрацию проекта у производителя компонентов.
- Техническую поддержку проекта.
- Защиту от снятия компонента с производства.
- Оценку стоимости проекта по компонентам.
- Изготовление тестовой платы монтаж и пусконаладочные работы.



Тел: +7 (812) 336 43 04 (многоканальный)

Email: org@lifeelectronics.ru