

ADJUSTABLE PRECISION SHUNT REGULATORS

AS431

General Description

The AS431 is a three-terminal adjustable shunt regulator with guaranteed thermal stability over a full operation range. It features sharp turn-on characteristics, low temperature coefficient and low output impedance, which make it ideal substitute for Zener diode in applications such as switching power supply, charger and other adjustable regulators.

The output voltage of AS431 can be set to any value between V_{REF} (2.5V) and the corresponding maximum cathode voltage (36V).

The AS431 precision reference is offered in two voltage tolerance: 0.5% and 1.0%.

This IC is available in 4 packages: TO-92 (bulk or ammo packing), SOT-23, SOT-23-5 and SOT-89.

Features

- Programmable Precise Output Voltage from 2.5V to 36V
- High Stability under Capacitive Load
- Low Temperature Deviation: 4.5mV Typical
- Low Equivalent Full-range Temperature Coefficient with 20PPM/°C Typical
- Sink Current Capacity from 1mA to 100mA
- Low Output Noise
- Wide Operating Range of -40 to 125°C

Applications

- Charger
- Voltage Adapter
- Switching Power Supply
- Graphic Card
- Precision Voltage Reference




Figure 1. Package Types of AS431

ADJUSTABLE PRECISION SHUNT REGULATORS

AS431

Pin Configuration

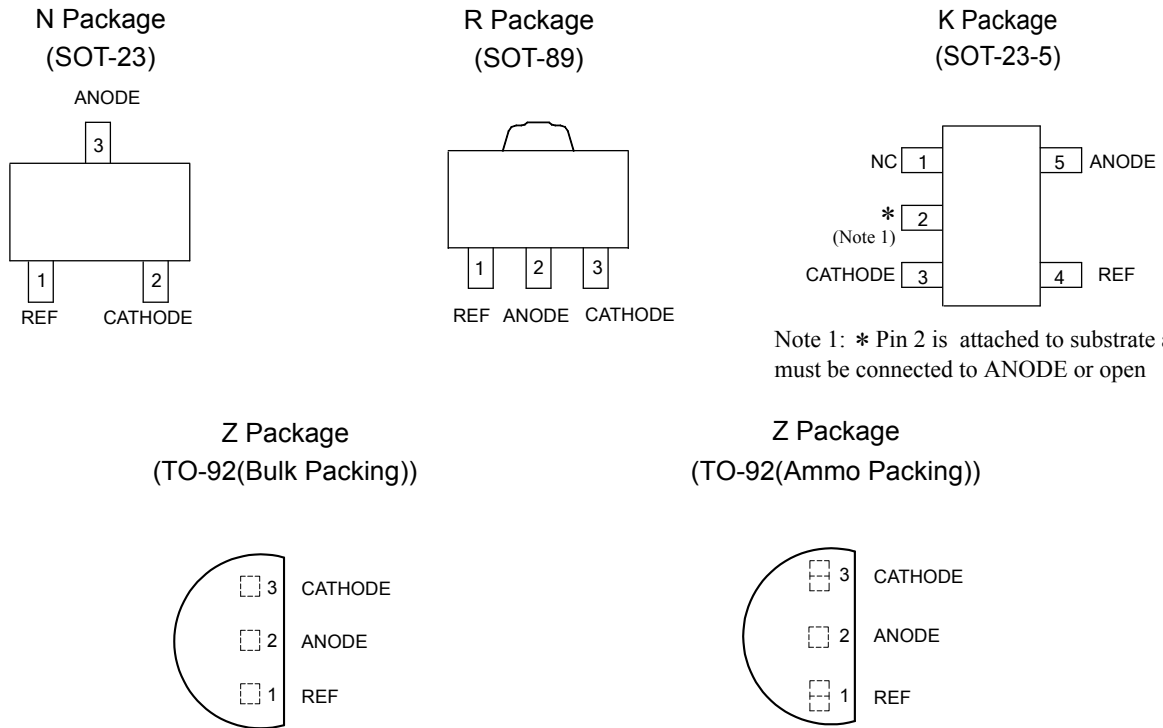


Figure 2. Pin Configuration of AS431 (Top View)

Functional Block Diagram

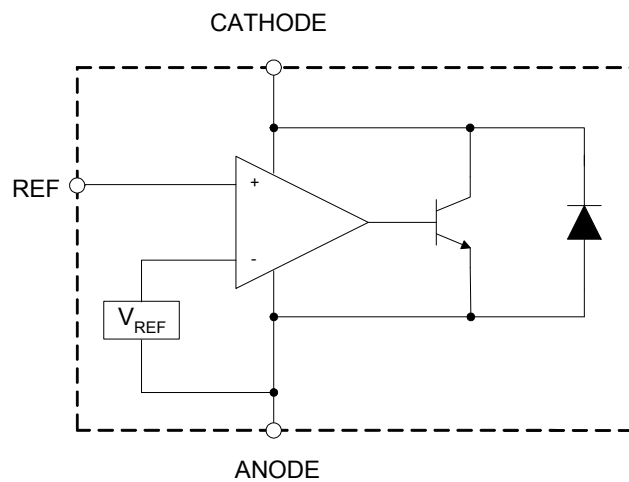


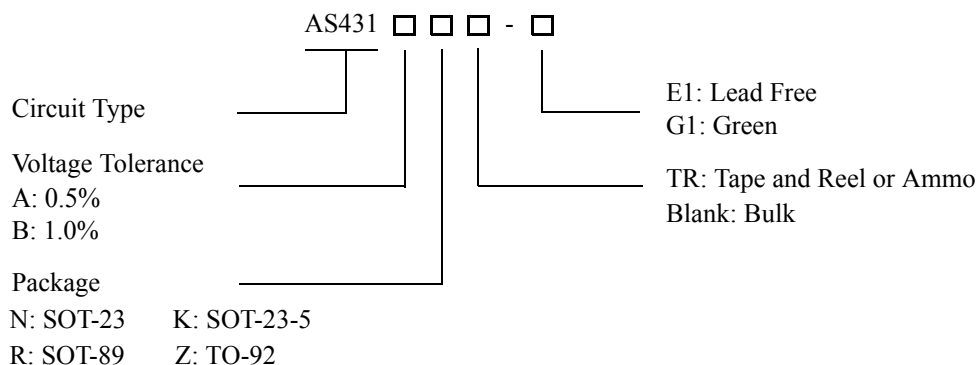
Figure 3. Functional Block Diagram of AS431



ADJUSTABLE PRECISION SHUNT REGULATORS

AS431

Ordering Information



Package	Temperature Range	Voltage Tolerance	Part Number		Marking ID		Packing Type
			Lead Free	Green	Lead Free	Green	
SOT-23	-40 to 125°C	0.5%	AS431ANTR-E1	AS431ANTR-G1	EB5	GB5	Tape & Reel
		1.0%	AS431BNTR-E1	AS431BNTR-G1	EB6	GB6	Tape & Reel
SOT-23-5	-40 to 125°C	0.5%	AS431AKTR-E1	AS431AKTR-G1	E6H	G6H	Tape & Reel
		1.0%	AS431BKTR-E1	AS431BKTR-G1	E6I	G6I	Tape & Reel
TO-92	-40 to 125°C	0.5%	AS431AZ-E1	AS431AZ-G1	AS431AZ-E1	AS431AZ-G1	Bulk
		0.5%	AS431AZTR-E1	AS431AZTR-G1	AS431AZ-E1	AS431AZ-G1	Ammo
		1.0%	AS431BZ-E1	AS431BZ-G1	AS431BZ-E1	AS431BZ-G1	Bulk
		1.0%	AS431BZTR-E1	AS431BZTR-G1	AS431BZ-E1	AS431BZ-G1	Ammo
SOT-89	-40 to 125°C	0.5%	AS431ARTR-E1	AS431ARTR-G1	E43G	G43G	Tape & Reel
		1.0%	AS431BRTR-E1	AS431BRTR-G1	E43H	G43H	Tape & Reel

BCD Semiconductor's Pb-free products, as designated with "E1" suffix in the part number, are RoHS compliant. Products with "G1" suffix are available in green packages.

**ADJUSTABLE PRECISION SHUNT REGULATORS****AS431****Absolute Maximum Ratings (Note 2)**

Parameter	Symbol	Value	Unit
Cathode Voltage	V_{KA}	40	V
Cathode Current Range (Continuous)	I_{KA}	-100 to 150	mA
Reference Input Current Range	I_{REF}	10	mA
Power Dissipation	P_D	Z, R Package: 770	mW
		N, K Package: 370	
Junction Temperature	T_J	150	°C
Storage Temperature Range	T_{STG}	-65 to 150	°C
ESD (Human Body Model)	ESD	2000	V

Note 2: Stresses greater than those listed under "Absolute Maximum Ratings" may cause permanent damage to the device. These are stress ratings only, and functional operation of the device at these or any other conditions beyond those indicated under "Recommended Operating Conditions" is not implied. Exposure to "Absolute Maximum Ratings" for extended periods may affect device reliability.

Recommended Operating Conditions

Parameter	Symbol	Min	Max	Unit
Cathode Voltage	V_{KA}	V_{REF}	36	V
Cathode Current	I_{KA}	1.0	100	mA
Operating Ambient Temperature Range	T_A	-40	125	°C



ADJUSTABLE PRECISION SHUNT REGULATORS

AS431

Electrical Characteristics

Operating Conditions: $T_A=25^{\circ}\text{C}$, unless otherwise specified.

Parameter	Test Circuit	Symbol	Conditions	Min	Typ	Max	Unit	
Reference Voltage	0.5%	4	V_{REF}	$V_{KA}=V_{REF}, I_{KA}=10\text{mA}$	2.487	2.500	2.512	V
	1.0%				2.475	2.500	2.525	
Deviation of Reference Voltage Over Full Temperature Range	4	ΔV_{REF}	$V_{KA}=V_{REF}$ $I_{KA}=10\text{mA}$	0 to 70°C	4.5	8	mV	
				-40 to 85°C	4.5	10		
				-40 to 125°C	4.5	16		
Ratio of Change in Reference Voltage to the Change in Cathode Voltage	5	$\frac{\Delta V_{REF}}{\Delta V_{KA}}$	$I_{KA}=10\text{mA}$	$\Delta V_{KA}=10\text{V to } V_{REF}$	-1.0	-2.7	mV/V	
				$\Delta V_{KA}=36\text{V to } 10\text{V}$	-0.5	-2.0		
Reference Current	5	I_{REF}	$I_{KA}=10\text{mA}, R1=10\text{K}\Omega, R2=\infty$		0.7	4	μA	
Deviation of Reference Current Over Full Temperature Range	5	ΔI_{REF}	$I_{KA}=10\text{mA}, R1=10\text{K}\Omega, R2=\infty, T_A=-40 \text{ to } 125^{\circ}\text{C}$		0.4	1.2	μA	
Minimum Cathode Current for Regulation	4	$I_{KA}(\text{Min})$	$V_{KA}=V_{REF}$		0.4	1.0	mA	
Off-state Cathode Current	6	$I_{KA}(\text{Off})$	$V_{KA}=36\text{V}, V_{REF}=0$		0.05	1.0	μA	
Dynamic Impedance	4	Z_{KA}	$V_{KA}=V_{REF}, I_{KA}=1 \text{ to } 100\text{mA}, f \leq 1.0\text{KHz}$		0.15	0.5	Ω	
Thermal Resistance		θ_{JC}	SOT-23		135.9		$^{\circ}\text{C/W}$	
			SOT-23-5		135.9			
			TO-92		81.9			
			SOT-89		29.8			

Electrical Characteristics (Continued)



Figure 4. Test Circuit 4 for $V_{KA} = V_{REF}$

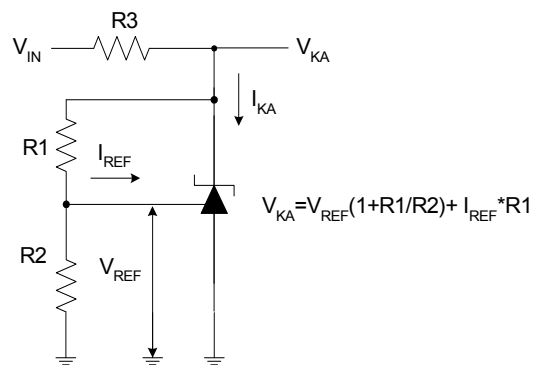


Figure 5. Test Circuit 5 for $V_{KA} > V_{REF}$

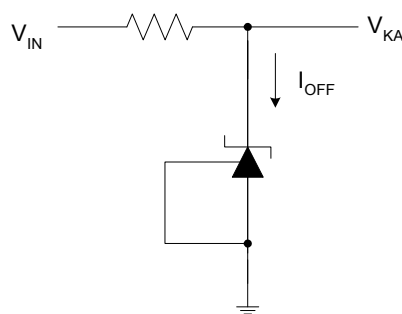


Figure 6. Test Circuit 6 for I_{OFF}



ADJUSTABLE PRECISION SHUNT REGULATORS

AS431

Typical Performance Characteristics



Figure 7. Reference Voltage vs. Ambient Temperature

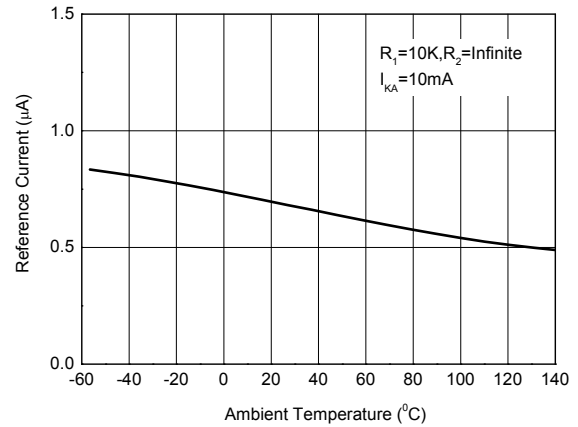


Figure 8. Reference Current vs. Ambient Temperature

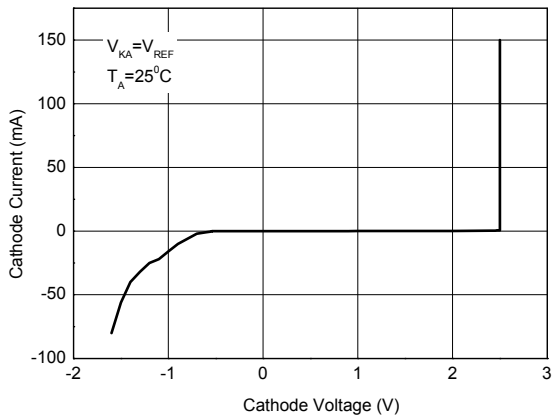


Figure 9. Cathode Current vs. Cathode Voltage

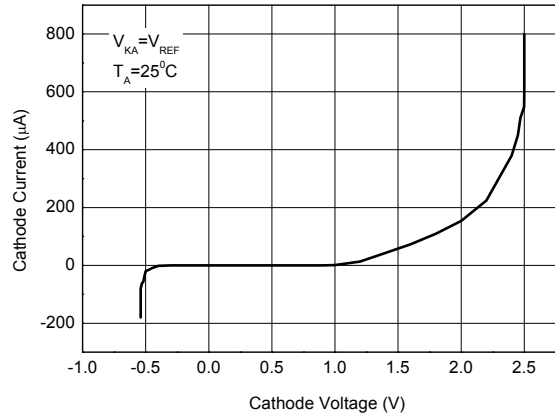


Figure 10. Cathode Current vs. Cathode Voltage



ADJUSTABLE PRECISION SHUNT REGULATORS

AS431

Typical Performance Characteristics (Continued)

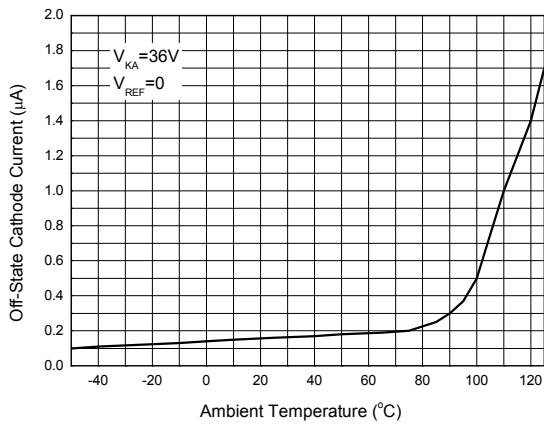


Figure 11. Off-State Cathode Current vs. Ambient Temperature

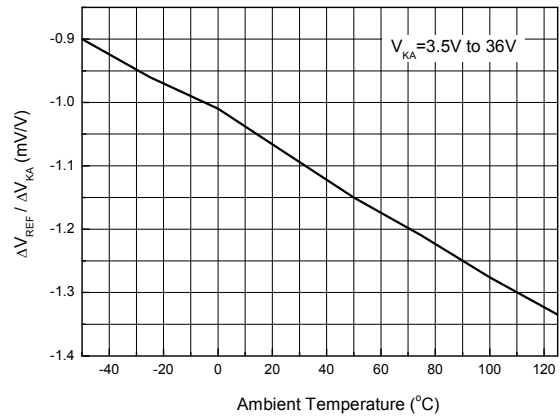


Figure 12. Ratio of Delta Reference Voltage to the Ratio of Delta Cathode Voltage

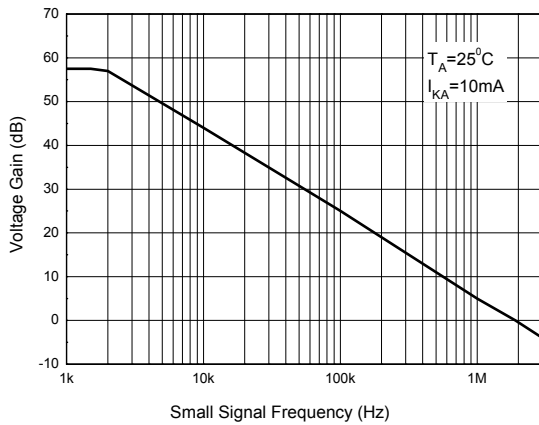
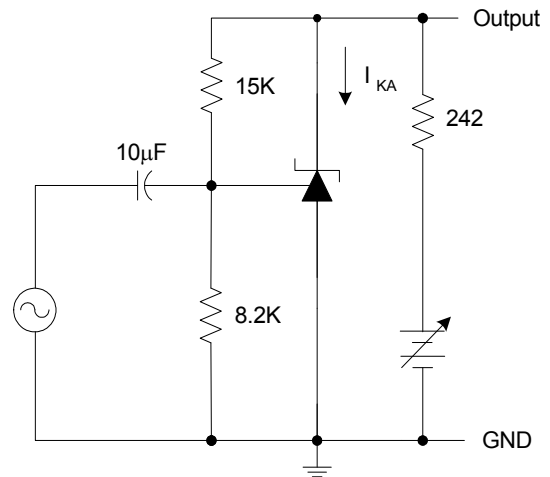


Figure 13. Small Signal Voltage Gain vs. Frequency



ADJUSTABLE PRECISION SHUNT REGULATORS

AS431

Typical Performance Characteristics (Continued)

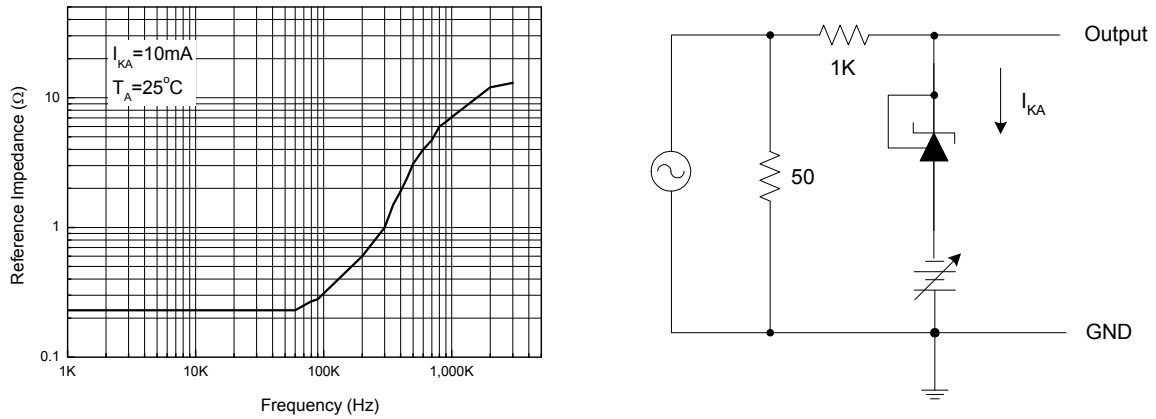


Figure 14. Reference Impedance vs. Frequency

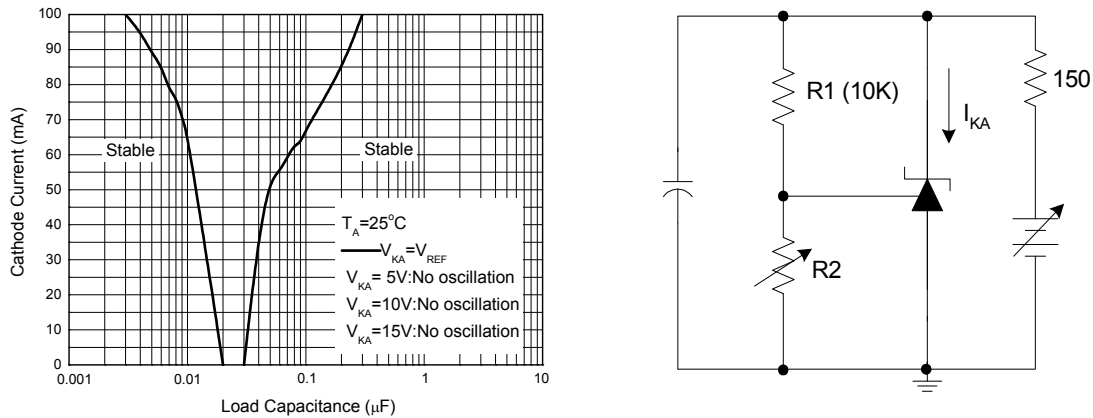


Figure 15. Stability Boundary Conditions vs. Load Capacitance

ADJUSTABLE PRECISION SHUNT REGULATORS

AS431

Typical Performance Characteristics (Continued)



Figure 16. Pulse Response of Input and Output Voltage

Typical Application

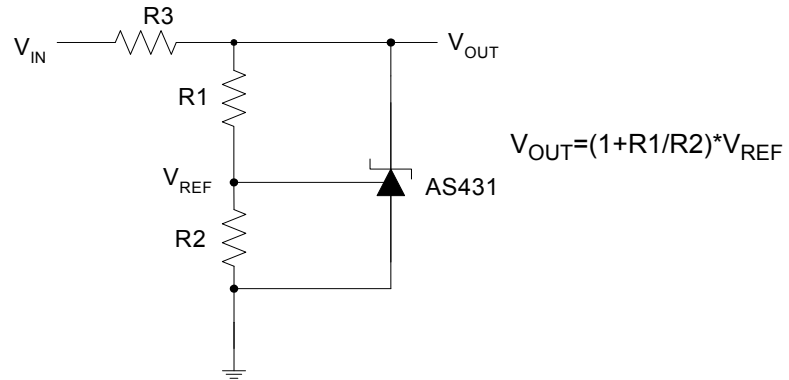


Figure 17. Shunt Regulator



Figure 18. High Current Shunt Regulator



Figure 19. Current Source or Current Limit

ADJUSTABLE PRECISION SHUNT REGULATORS

AS431

Typical Application (Continued)

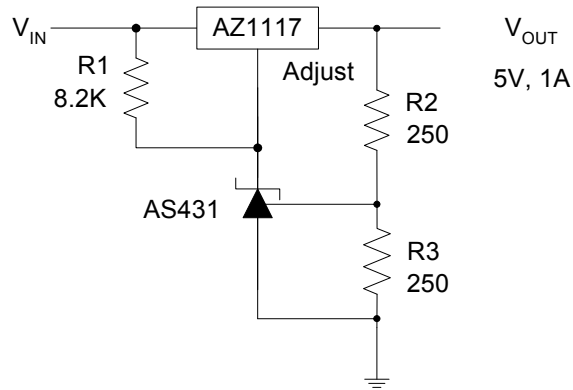


Figure 20. Precision 5V 1A Regulator



Figure 21. PWM Converter with Reference



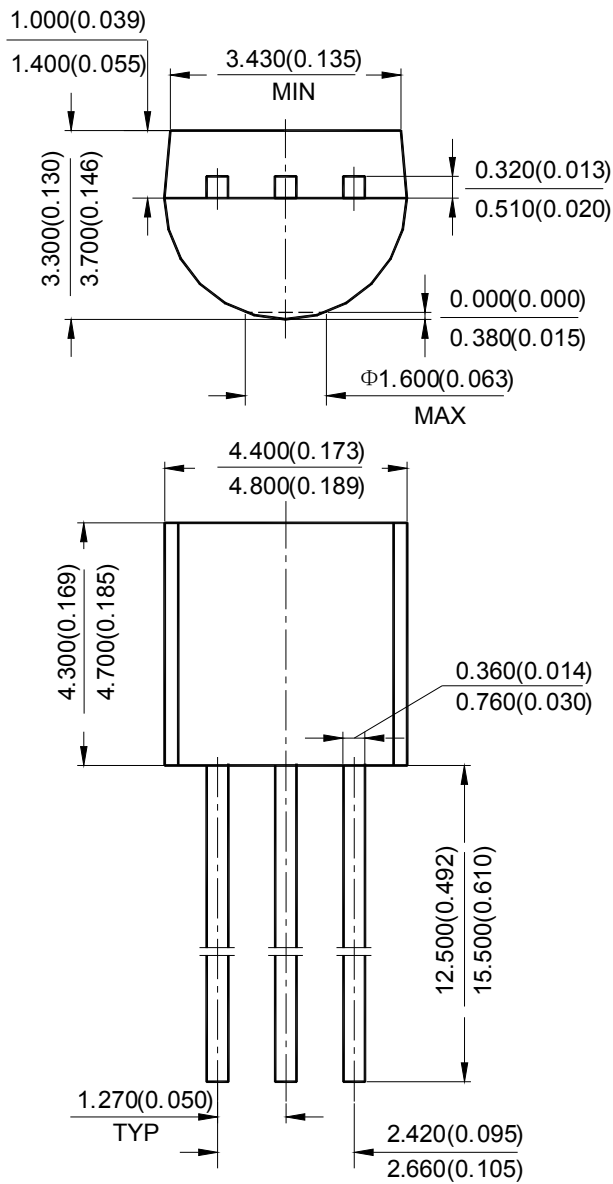
ADJUSTABLE PRECISION SHUNT REGULATORS

AS431

Mechanical Dimensions

TO-92(Bulk Packing)

Unit: mm(inch)





ADJUSTABLE PRECISION SHUNT REGULATORS

AS431

Mechanical Dimensions (Continued)

TO-92(Ammo Packing)

Unit: mm(inch)





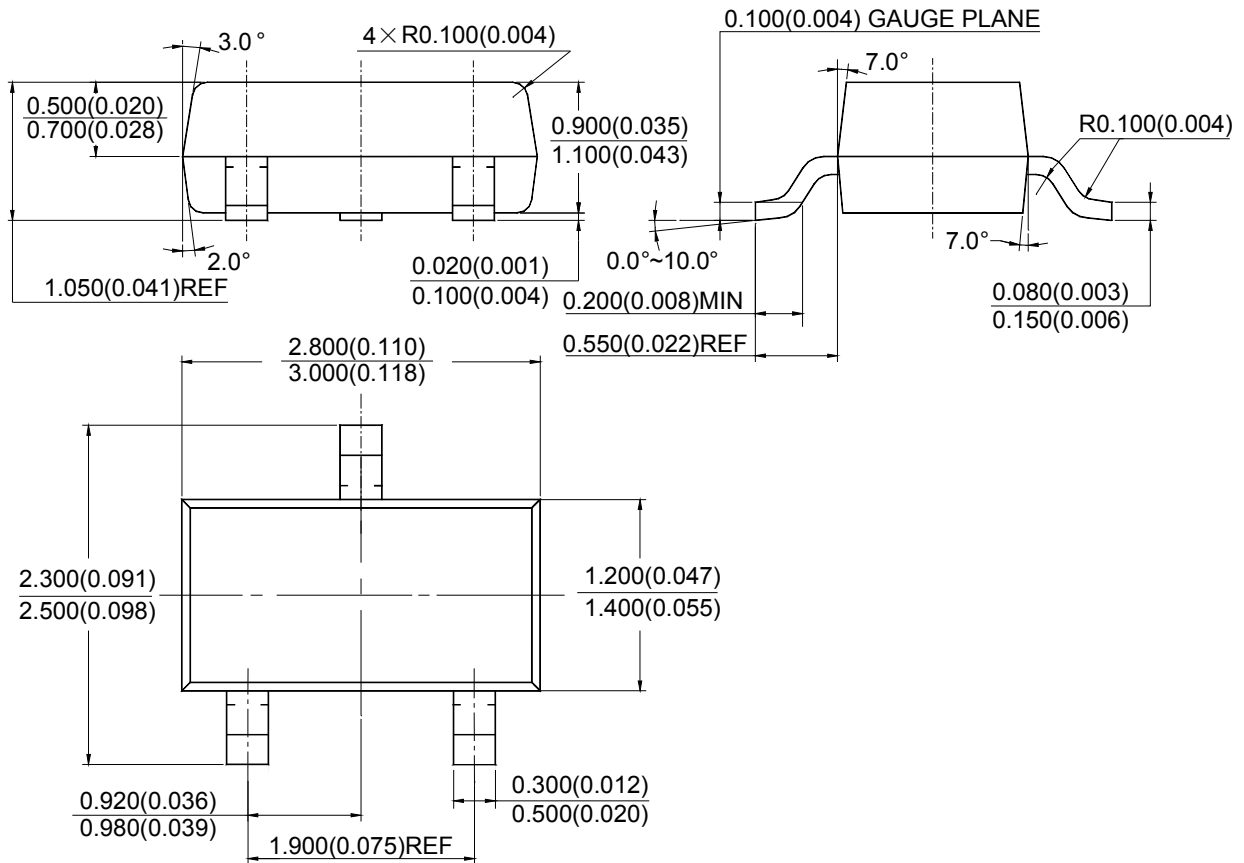
ADJUSTABLE PRECISION SHUNT REGULATORS

AS431

Mechanical Dimensions (Continued)

SOT-23

Unit: mm(inch)





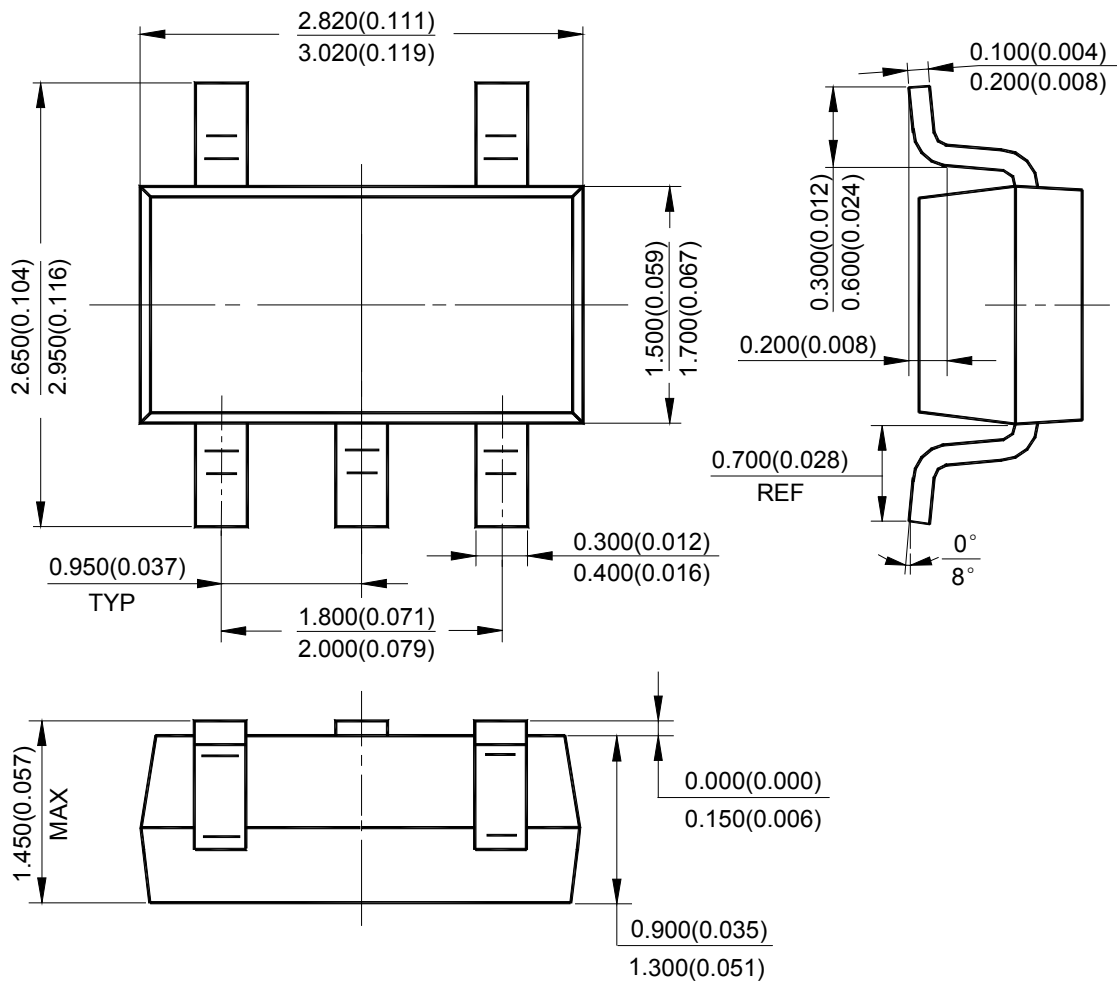
ADJUSTABLE PRECISION SHUNT REGULATORS

AS431

Mechanical Dimensions (Continued)

SOT-23-5

Unit: mm(inch)





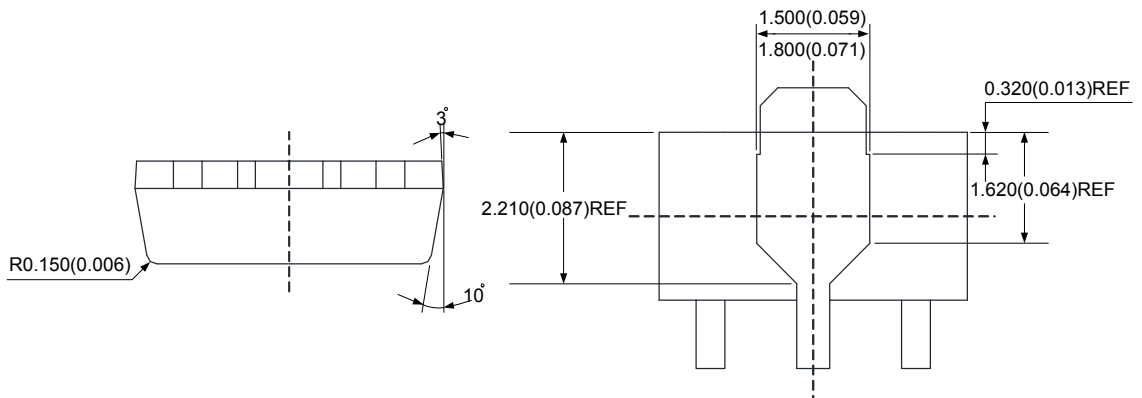
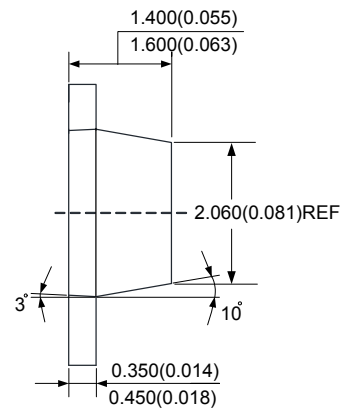
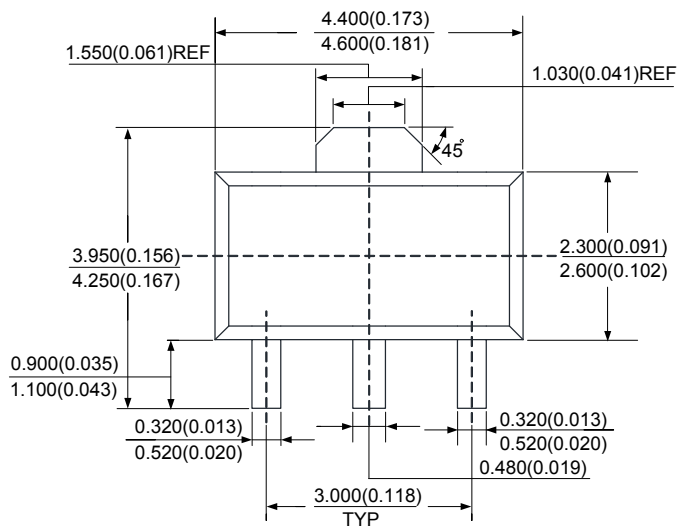
ADJUSTABLE PRECISION SHUNT REGULATORS

AS431

Mechanical Dimensions (Continued)

SOT-89

Unit: mm(inch)





BCD Semiconductor Manufacturing Limited

<http://www.bcdsemi.com>

IMPORTANT NOTICE

BCD Semiconductor Manufacturing Limited reserves the right to make changes without further notice to any products or specifications herein. BCD Semiconductor Manufacturing Limited does not assume any responsibility for use of any its products for any particular purpose, nor does BCD Semiconductor Manufacturing Limited assume any liability arising out of the application or use of any its products or circuits. BCD Semiconductor Manufacturing Limited does not convey any license under its patent rights or other rights nor the rights of others.

MAIN SITE

- Headquarters

BCD Semiconductor Manufacturing Limited

No. 1600, Zi Xing Road, Shanghai Zizhu Science-based Industrial Park, 200241, China
Tel: +86-21-24162266, Fax: +86-21-24162277

- Wafer Fab

Shanghai SIM-BCD Semiconductor Manufacturing Co., Ltd.

800 Yi Shan Road, Shanghai 200233, China
Tel: +86-21-6485 1491, Fax: +86-21-5450 0008

REGIONAL SALES OFFICE

Shenzhen Office

Shanghai SIM-BCD Semiconductor Manufacturing Co., Ltd., Shenzhen Office

Unit A Room 1203, Skyworth Bldg., Gaoxin Ave. 1.S., Nanshan District, Shenzhen, China
Tel: +86-755-8826 7951
Fax: +86-755-8826 7865

Taiwan Office

BCD Semiconductor (Taiwan) Company Limited

4F, 298-1, Rui Guang Road, Nei-Hu District, Taipei, Taiwan
Tel: +886-2-2656 2808
Fax: +886-2-2656 2806

USA Office

BCD Semiconductor Corp.

30920 Huntwood Ave. Hayward, CA 94544, USA
Tel : +1-510-324-2988
Fax: +1-510-324-2788

Компания «Life Electronics» занимается поставками электронных компонентов импортного и отечественного производства от производителей и со складов крупных дистрибьюторов Европы, Америки и Азии.

С конца 2013 года компания активно расширяет линейку поставок компонентов по направлению коаксиальный кабель, кварцевые генераторы и конденсаторы (керамические, пленочные, электролитические), за счёт заключения дистрибьюторских договоров

Мы предлагаем:

- Конкурентоспособные цены и скидки постоянным клиентам.
- Специальные условия для постоянных клиентов.
- Подбор аналогов.
- Поставку компонентов в любых объемах, удовлетворяющих вашим потребностям.
- Приемлемые сроки поставки, возможна ускоренная поставка.
- Доставку товара в любую точку России и стран СНГ.
- Комплексную поставку.
- Работу по проектам и поставку образцов.
- Формирование склада под заказчика.
- Сертификаты соответствия на поставляемую продукцию (по желанию клиента).
- Тестирование поставляемой продукции.
- Поставку компонентов, требующих военную и космическую приемку.
- Входной контроль качества.
- Наличие сертификата ISO.

В составе нашей компании организован Конструкторский отдел, призванный помогать разработчикам, и инженерам.

Конструкторский отдел помогает осуществить:

- Регистрацию проекта у производителя компонентов.
- Техническую поддержку проекта.
- Защиту от снятия компонента с производства.
- Оценку стоимости проекта по компонентам.
- Изготовление тестовой платы монтаж и пусконаладочные работы.



Тел: +7 (812) 336 43 04 (многоканальный)

Email: org@lifeelectronics.ru