

Type 380LX / 382LX 85 °C High Capacitance, Snap-In Aluminum

2, 4 and 5 pin styles available



The excellent value of Type 380L/LX capacitors finds application in switching power supply input and output circuits and even motor drives where the high surface area of multiple units in parallel approaches the ripple capability of our Type 520C computer-grade capacitor. Type 380LX delivers more capacitance per can size while Type 380L available in the largest case sizes gives lower ESR for the same capacitance. Types 382L and 382LX give the choice of 4 or 5 leads for stable, reverse proof mounting.

Highlights

- Latest available ratings, worldwide
- Top performance in power supplies and motor drives
- Big selection of 46 case sizes
- 2, 4 and 5 leads available

Specifications

| Temperature Range | -40 °C to +85 °C ≤ 250 Vdc -25 °C to +85 °C ≥ 315 Vdc | | | | | | | | | | | | | | | | | | | | | | | | | | | | | |
|---------------------------------|--|-------|--------|---------|-------|-------------|-----|-----|-----|--|-------|-------|--------|---------|-------|-------------|-------------|------|------|------|------|------|------|--------------|------|------|------|------|------|------|
| Rated Voltage Range | 16 Vdc to 500 Vdc | | | | | | | | | | | | | | | | | | | | | | | | | | | | | |
| Capacitance Range | 33 µF to 270,000 µF | | | | | | | | | | | | | | | | | | | | | | | | | | | | | |
| Capacitance Tolerance | ± 20% | | | | | | | | | | | | | | | | | | | | | | | | | | | | | |
| Leakage Current | ≤ 3√CV µA at 5 min | | | | | | | | | | | | | | | | | | | | | | | | | | | | | |
| Ripple Current Multipliers | <p>Ambient Temperature</p> <table border="1"> <thead> <tr> <th>45 °C</th> <th>60 °C</th> <th>70 °C</th> <th>85 °C</th> </tr> </thead> <tbody> <tr> <td>1.5</td> <td>1.4</td> <td>1.3</td> <td>1.0</td> </tr> </tbody> </table> <p>Frequency</p> <table border="1"> <thead> <tr> <th></th> <th>50 Hz</th> <th>60 Hz</th> <th>120 Hz</th> <th>500 kHz</th> <th>1 kHz</th> <th>10 kHz & Up</th> </tr> </thead> <tbody> <tr> <td>16 - 100 WV</td> <td>0.93</td> <td>0.95</td> <td>1.00</td> <td>1.05</td> <td>1.08</td> <td>1.15</td> </tr> <tr> <td>160 - 450 WV</td> <td>0.75</td> <td>0.80</td> <td>1.00</td> <td>1.20</td> <td>1.25</td> <td>1.40</td> </tr> </tbody> </table> | 45 °C | 60 °C | 70 °C | 85 °C | 1.5 | 1.4 | 1.3 | 1.0 | | 50 Hz | 60 Hz | 120 Hz | 500 kHz | 1 kHz | 10 kHz & Up | 16 - 100 WV | 0.93 | 0.95 | 1.00 | 1.05 | 1.08 | 1.15 | 160 - 450 WV | 0.75 | 0.80 | 1.00 | 1.20 | 1.25 | 1.40 |
| 45 °C | 60 °C | 70 °C | 85 °C | | | | | | | | | | | | | | | | | | | | | | | | | | | |
| 1.5 | 1.4 | 1.3 | 1.0 | | | | | | | | | | | | | | | | | | | | | | | | | | | |
| | 50 Hz | 60 Hz | 120 Hz | 500 kHz | 1 kHz | 10 kHz & Up | | | | | | | | | | | | | | | | | | | | | | | | |
| 16 - 100 WV | 0.93 | 0.95 | 1.00 | 1.05 | 1.08 | 1.15 | | | | | | | | | | | | | | | | | | | | | | | | |
| 160 - 450 WV | 0.75 | 0.80 | 1.00 | 1.20 | 1.25 | 1.40 | | | | | | | | | | | | | | | | | | | | | | | | |
| Low Temperature Characteristics | Impedance ratio: $Z_{-20°C} / Z_{+25°C}$ ≤ 8 (16–50 Vdc) ≤ 4 (63–100 Vdc) ≤ 3 (150–500 Vdc) | | | | | | | | | | | | | | | | | | | | | | | | | | | | | |
| Endurance Life Test | 3,000 h @ full load at +85 °C Δ Capacitance ±20% ESR 200% of limit DCL 100% of limit | | | | | | | | | | | | | | | | | | | | | | | | | | | | | |
| Shelf Life Test | 1,000 h @ 85 °C Δ Capacitance ±20% ESR 200% of limit DCL 100% of limit | | | | | | | | | | | | | | | | | | | | | | | | | | | | | |
| Vibration | 10 to 55 Hz, 0.06" and 10 g max, 2 h in each plane | | | | | | | | | | | | | | | | | | | | | | | | | | | | | |
| RoHS Compliant | | | | | | | | | | | | | | | | | | | | | | | | | | | | | | |

Type 380LX / 382LX 85 °C High Capacitance, Snap-In Aluminum

2, 4 and 5 pin styles available

Part Numbering System

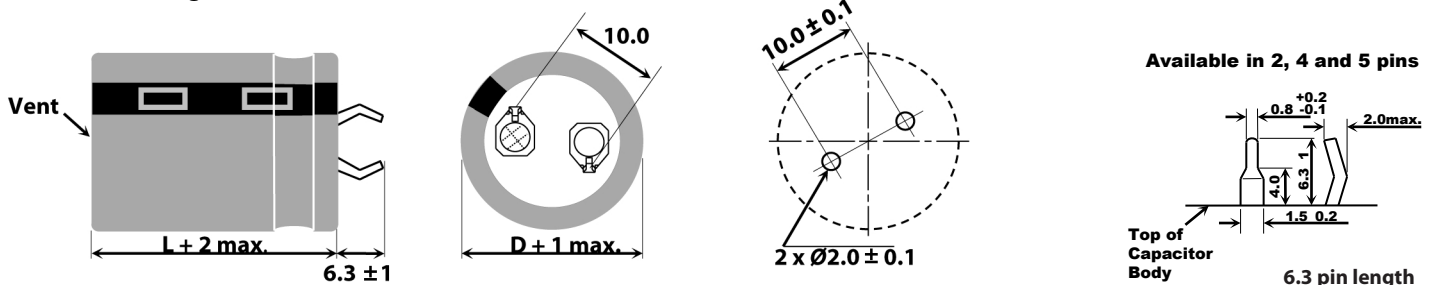
| | | | | | | | |
|--------------------|-----------------|---------------------|---------------------|-----------------------|----------------------|---------------------|---|
| 382LX Type | 272 Cap | M Tolerance | 200 Voltage | N05 Case Code | 2 Insulation | V # of pins | +D Blank = no end disk if <250 V D = end disk, any voltage |
|--------------------|-----------------|---------------------|---------------------|-----------------------|----------------------|---------------------|---|

380L / LX (2 pins) 272 = 2700 µF M = ±20% 200 = 200 Vdc 2 = PVC Blank = 2 pins / 4 pins snap-in 6.3mm L
 382L / LX (4 or 5 pins) 333 = 33000 µF A = 2 pins / 4 pins snap-in 4.0mm L
 VS = 5 pins snap-in 6.3mm L
 V = 5 pins standoff

Outline Drawings Dimensions shown are in mm

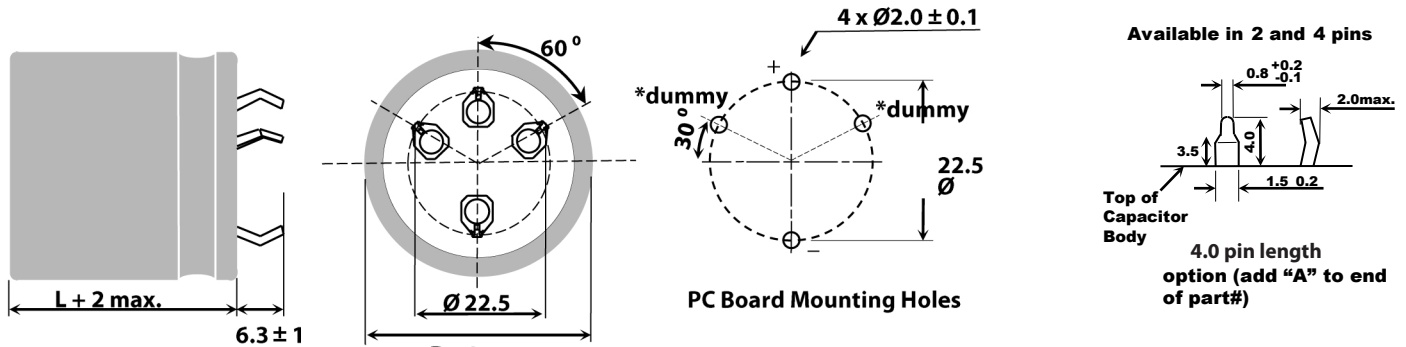
Two Pins

380L/LX (22 through 40 mm diameter)



Four Pins

382L/LX (35 and 40mm diameter)



Five Pins

382L/LX (40 and 50mm diameter)



Note that for 200 volts and under the insulating end disc is optional - If one is needed add a (+D) to the end of the part numbering system.

| Terminal | Connection | |
|----------|--------------|--------------|
| | 40 mm Dia. | 50 mm Dia. |
| A | dummy | negative (-) |
| B | dummy | dummy |
| C | positive (+) | positive (+) |
| D | dummy | positive (+) |
| - | negative (-) | negative (-) |

Notes:

- * Use dummy terminals for mechanical support only. Make no electrical connection because they resistively connect through the electrolyte to the negative terminal.
- ** Safety Vent may be on the bottom or on the side of the can.

Type 380LX / 382LX 85 °C High Capacitance, Snap-In Aluminum

2, 4 and 5 pin styles available

Insulated

| Case Code | DIAMETER "D" | | LENGTH "L" | | Typical Weight (grams) |
|-----------|--------------|--------|------------|--------|------------------------|
| | mm | inches | mm | inches | |
| H20 | 22 | 0.87 | 20 | 0.79 | 14 |
| H01 | 22 | 0.87 | 25 | 0.98 | 16 |
| H02 | 22 | 0.87 | 30 | 1.18 | 19 |
| H03 | 22 | 0.87 | 35 | 1.38 | 22 |
| H04 | 22 | 0.87 | 40 | 1.57 | 24 |
| H45 | 22 | 0.87 | 45 | 1.77 | 28 |
| H05 | 22 | 0.87 | 50 | 1.97 | 31 |
| J20 | 25 | 0.98 | 20 | 0.79 | 16 |
| J01 | 25 | 0.98 | 25 | 0.98 | 20 |
| J02 | 25 | 0.98 | 30 | 1.18 | 24 |
| J03 | 25 | 0.98 | 35 | 1.38 | 27 |
| J04 | 25 | 0.98 | 40 | 1.57 | 31 |
| J45 | 25 | 0.98 | 45 | 1.77 | 35 |
| J05 | 25 | 0.98 | 50 | 1.97 | 38 |
| K20 | 30 | 1.18 | 20 | 0.79 | 25 |
| K01 | 30 | 1.18 | 25 | 0.98 | 30 |
| K02 | 30 | 1.18 | 30 | 1.18 | 35 |
| K03 | 30 | 1.18 | 35 | 1.38 | 40 |
| K04 | 30 | 1.18 | 40 | 1.57 | 44 |
| K45 | 30 | 1.18 | 45 | 1.77 | 48 |
| K05 | 30 | 1.18 | 50 | 1.97 | 53 |
| A20 | 35 | 1.38 | 20 | 0.79 | 35 |
| A01 | 35 | 1.38 | 25 | 0.98 | 42 |
| A02 | 35 | 1.38 | 30 | 1.18 | 48 |
| A03 | 35 | 1.38 | 35 | 1.38 | 54 |
| A04 | 35 | 1.38 | 40 | 1.57 | 62 |
| A45 | 35 | 1.38 | 45 | 1.77 | 67 |
| A05 | 35 | 1.38 | 50 | 1.97 | 74 |
| A55 | 35 | 1.38 | 55 | 2.17 | 80 |
| A06 | 35 | 1.38 | 63 | 2.48 | 88 |
| A07 | 35 | 1.38 | 70 | 2.76 | 98 |
| A08 | 35 | 1.38 | 80 | 3.15 | 112 |
| A10 | 35 | 1.38 | 105 | 4.13 | 144 |
| N04 | 40 | 1.57 | 40 | 1.57 | 82 |
| N05 | 40 | 1.57 | 50 | 1.97 | 105 |
| N06 | 40 | 1.57 | 63 | 2.48 | 130 |
| N08 | 40 | 1.57 | 80 | 3.15 | 185 |
| N10 | 40 | 1.57 | 105 | 4.13 | 265 |
| B05 | 50 | 1.97 | 50 | 1.97 | 136 |
| B06 | 50 | 1.97 | 63 | 2.48 | 168 |
| B08 | 50 | 1.97 | 80 | 3.15 | 239 |
| B09 | 50 | 1.97 | 92 | 3.62 | 241 |
| B10 | 50 | 1.97 | 105 | 4.13 | 325 |

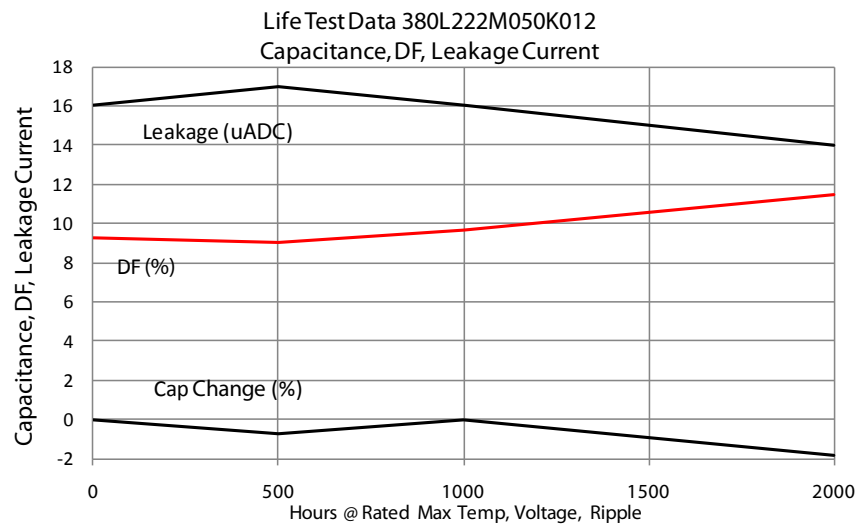
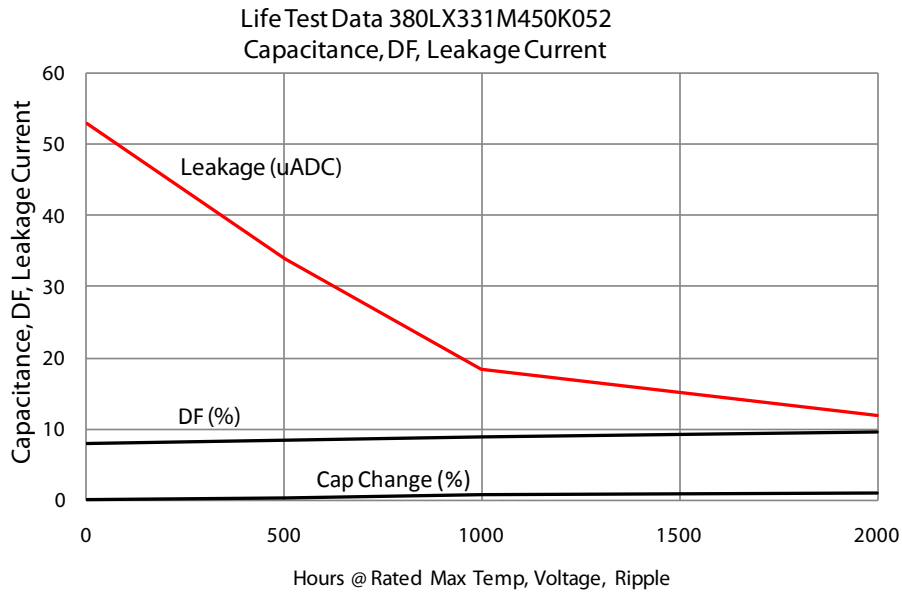
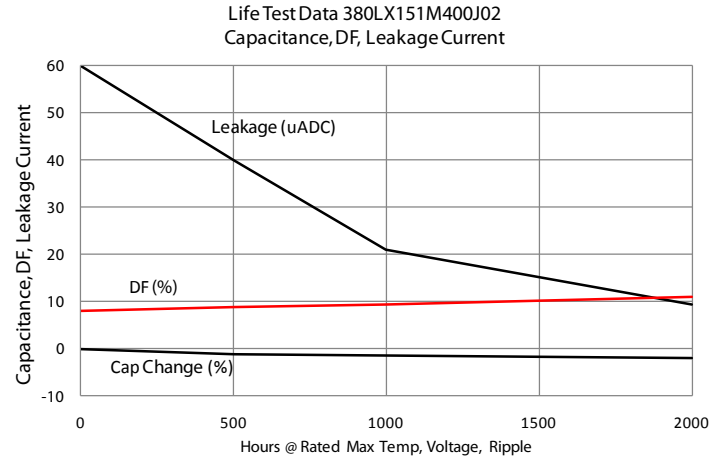
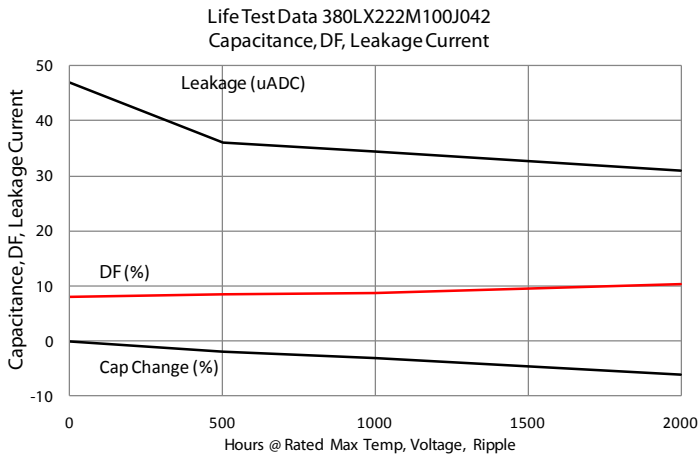
Typical Performance Curves



Type 380LX / 382LX 85 °C High Capacitance, Snap-In Aluminum

2, 4 and 5 pin styles available

Typical Performance Curves



Type 380LX / 382LX 85 °C High Capacitance, Snap-In Aluminum

2, 4 and 5 pin styles available

| Cap. (μ F) | Catalog Part Number | Max. ESR Ω @ 25 °C | | Ripple Amps Max. @ 85 °C | | Nominal Size D x L (mm) | Cap. (μ F) | Catalog Part Number | Max. ESR Ω @ 25 °C | | Ripple Amps Max. @ 85 °C | | Nominal Size D x L (mm) |
|------------------------------|---------------------|------------------------------|--------|-----------------------------|--------|-------------------------------|------------------------------|---------------------|------------------------------|--------|-----------------------------|--------|-------------------------------|
| | | 120 Hz | 20 kHz | 120 Hz | 20 kHz | | | | 120 Hz | 20 kHz | 120 Hz | 20 kHz | |
| 16 Vdc (20 Vdc Surge) | | | | | | | 25 Vdc (32 Vdc Surge) | | | | | | |
| 4700 | 380LX472M016H202 | 0.160 | 0.135 | 1.60 | 1.80 | 22 x 20 | 3300 | 380LX332M025H202 | 0.177 | 0.140 | 1.60 | 1.80 | 22 x 20 |
| 4700 | 380LX472M016H012 | 0.160 | 0.135 | 1.77 | 2.00 | 22 x 25 | 3300 | 380LX332M025H012 | 0.161 | 0.130 | 1.70 | 1.90 | 22 x 25 |
| 6800 | 380LX682M016H012 | 0.110 | 0.092 | 2.60 | 3.00 | 22 x 25 | 4700 | 380LX472M025H012 | 0.110 | 0.090 | 2.40 | 2.75 | 22 x 25 |
| 6800 | 380LX682M016J202 | 0.110 | 0.092 | 1.80 | 2.10 | 25 x 20 | 4700 | 380LX472M025J202 | 0.125 | 0.100 | 1.80 | 2.10 | 25 x 20 |
| 8200 | 380LX822M016H012 | 0.090 | 0.078 | 3.10 | 3.60 | 22 x 25 | 5600 | 380LX562M025H012 | 0.095 | 0.075 | 2.90 | 3.30 | 22 x 25 |
| 10000 | 380LX103M016H022 | 0.075 | 0.062 | 3.80 | 4.30 | 22 x 30 | 6800 | 380LX682M025H022 | 0.078 | 0.063 | 3.50 | 4.00 | 22 x 30 |
| 10000 | 380LX103M016J012 | 0.143 | 0.118 | 3.80 | 4.30 | 25 x 25 | 6800 | 380LX682M025J012 | 0.078 | 0.063 | 3.50 | 4.00 | 25 x 25 |
| 10000 | 380LX103M016K202 | 0.084 | 0.070 | 2.40 | 2.80 | 30 x 20 | 6800 | 380LX682M025K202 | 0.078 | 0.063 | 2.30 | 2.60 | 30 x 20 |
| 12000 | 380LX123M016H022 | 0.119 | 0.098 | 4.50 | 5.20 | 22 x 30 | 8200 | 380LX822M025H022 | 0.065 | 0.049 | 3.60 | 4.10 | 22 x 30 |
| 12000 | 380LX123M016J012 | 0.119 | 0.098 | 4.50 | 5.20 | 25 x 25 | 8200 | 380LX822M025J012 | 0.065 | 0.049 | 3.60 | 4.10 | 25 x 25 |
| 15000 | 380LX153M016H032 | 0.054 | 0.045 | 5.30 | 6.00 | 22 x 35 | 10000 | 380LX103M025H032 | 0.058 | 0.046 | 3.80 | 4.30 | 22 x 35 |
| 15000 | 380LX153M016J022 | 0.054 | 0.045 | 5.30 | 6.00 | 25 x 30 | 10000 | 380LX103M025J022 | 0.058 | 0.046 | 3.80 | 4.30 | 25 x 30 |
| 15000 | 380LX153M016A202 | 0.055 | 0.048 | 3.20 | 3.70 | 35 x 20 | 10000 | 380LX103M025K012 | 0.136 | 0.108 | 3.28 | 3.68 | 30 x 25 |
| 18000 | 380LX183M016H042 | 0.045 | 0.040 | 5.60 | 6.40 | 22 x 40 | 10000 | 380LX103M025A202 | 0.060 | 0.050 | 2.70 | 3.10 | 35 x 20 |
| 18000 | 380LX183M016J022 | 0.045 | 0.040 | 5.60 | 6.40 | 25 x 30 | 12000 | 380LX123M025H042 | 0.050 | 0.040 | 4.10 | 4.70 | 22 x 40 |
| 22000 | 380LX223M016H452 | 0.065 | 0.055 | 6.10 | 7.00 | 22 x 45 | 12000 | 380LX123M025J032 | 0.050 | 0.040 | 4.10 | 4.70 | 25 x 35 |
| 22000 | 380LX223M016J032 | 0.065 | 0.055 | 6.10 | 7.00 | 25 x 35 | 12000 | 380LX123M025K022 | 0.050 | 0.040 | 4.10 | 4.70 | 30 x 30 |
| 22000 | 380LX223M016K022 | 0.065 | 0.055 | 6.10 | 7.00 | 30 x 30 | 15000 | 380LX153M025H052 | 0.040 | 0.030 | 4.60 | 5.30 | 22 x 50 |
| 27000 | 380LX273M016J452 | 0.031 | 0.025 | 6.30 | 7.30 | 25 x 45 | 15000 | 380LX153M025J042 | 0.040 | 0.030 | 4.60 | 5.30 | 25 x 40 |
| 27000 | 380LX273M016K032 | 0.031 | 0.025 | 6.30 | 7.30 | 30 x 35 | 15000 | 380LX153M025K022 | 0.040 | 0.030 | 4.60 | 5.30 | 30 x 30 |
| 33000 | 380LX333M016J052 | 0.025 | 0.021 | 6.80 | 7.80 | 25 x 50 | 18000 | 380LX183M025J452 | 0.035 | 0.028 | 5.50 | 6.30 | 25 x 45 |
| 33000 | 380LX333M016K042 | 0.025 | 0.021 | 6.80 | 7.90 | 30 x 40 | 18000 | 380LX183M025K032 | 0.035 | 0.028 | 5.50 | 6.30 | 30 x 35 |
| 33000 | 380LX333M016A022 | 0.025 | 0.021 | 6.80 | 7.90 | 35 x 30 | 22000 | 380LX223M025J052 | 0.030 | 0.023 | 6.10 | 7.00 | 25 x 50 |
| 39000 | 380LX393M016K452 | 0.022 | 0.018 | 6.95 | 8.00 | 30 x 45 | 22000 | 380LX223M025K042 | 0.030 | 0.023 | 6.10 | 7.00 | 30 x 40 |
| 39000 | 380LX393M016A032 | 0.022 | 0.018 | 6.95 | 8.00 | 35 x 35 | 27000 | 380LX273M025K452 | 0.023 | 0.020 | 6.20 | 7.10 | 30 x 45 |
| 47000 | 380LX473M016K052 | 0.030 | 0.026 | 7.50 | 8.60 | 30 x 50 | 27000 | 380LX273M025A03 | 0.023 | 0.020 | 6.20 | 7.10 | 35 x 35 |
| 47000 | 380LX473M016A042 | 0.030 | 0.026 | 7.50 | 8.60 | 35 x 40 | 33000 | 380LX333M025K052 | 0.020 | 0.017 | 6.80 | 7.90 | 30 x 50 |
| 56000 | 380LX563M016A452 | 0.020 | 0.018 | 8.70 | 10.00 | 35 x 45 | 33000 | 380LX333M025A042 | 0.020 | 0.017 | 6.80 | 7.90 | 35 x 40 |
| 56000 | 382LX563M016N042 | 0.022 | 0.021 | 9.00 | 10.40 | 40 x 40 | 33000 | 382L333M025N042 | 0.026 | 0.016 | 7.30 | 8.00 | 40 x 40 |
| 68000 | 380LX683M016A052 | 0.018 | 0.017 | 9.00 | 10.40 | 35 x 50 | 39000 | 380LX393M025A452 | 0.020 | 0.017 | 7.40 | 8.50 | 35 x 45 |
| 82000 | 380LX823M016A062 | 0.016 | 0.015 | 10.00 | 11.50 | 35 x 63 | 39000 | 382LX393M025N042 | 0.020 | 0.018 | 8.00 | 9.20 | 40 x 40 |
| 82000 | 382LX823M016N052 | 0.016 | 0.015 | 10.30 | 11.80 | 40 x 50 | 47000 | 380LX473M025A052 | 0.024 | 0.021 | 8.00 | 9.20 | 35 x 50 |
| 100000 | 380LX104M016A082 | 0.015 | 0.014 | 11.00 | 12.70 | 35 x 80 | 47000 | 380L473M025A062 | 0.017 | 0.009 | 8.30 | 9.50 | 35 x 63 |
| 100000 | 382LX104M016N062 | 0.018 | 0.017 | 11.40 | 13.00 | 40 x 63 | 56000 | 380L563M025A072 | 0.015 | 0.008 | 9.10 | 10.30 | 35 x 70 |
| 120000 | 380LX124M016A102 | 0.014 | 0.013 | 12.81 | 14.73 | 35 x 105 | 56000 | 382L563M025N062 | 0.015 | 0.009 | 9.50 | 10.30 | 40 x 63 |
| 120000 | 382LX124M016N082 | 0.017 | 0.016 | 12.40 | 14.30 | 40 x 80 | 56000 | 380LX563M025A062 | 0.024 | 0.020 | 8.60 | 9.90 | 35 x 63 |
| 120000 | 382LX124M016B052V | 0.014 | 0.013 | 13.17 | 15.15 | 50 x 50 | 56000 | 382LX563M025N052 | 0.016 | 0.015 | 9.00 | 10.30 | 40 x 50 |
| 150000 | 382LX154M016B062V | 0.012 | 0.011 | 14.40 | 16.56 | 50 x 63 | 68000 | 380LX683M025A082 | 0.013 | 0.011 | 10.40 | 12.00 | 35 x 80 |
| 180000 | 382LX184M016N102 | 0.013 | 0.012 | 14.85 | 17.08 | 40 x 105 | 68000 | 382LX683M025N062 | 0.017 | 0.015 | 10.25 | 11.80 | 40 x 63 |
| 180000 | 382LX184M016B082V | 0.011 | 0.010 | 15.69 | 18.04 | 50 x 80 | 82000 | 382LX823M025B052V | 0.016 | 0.015 | 12.29 | 14.13 | 50 x 50 |
| 220000 | 382LX224M016B092V | 0.010 | 0.009 | 16.73 | 19.24 | 50 x 92 | 100000 | 380LX104M025A102 | 0.010 | 0.008 | 11.97 | 13.77 | 35 x 105 |
| 270000 | 382LX274M016B102V | 0.009 | 0.008 | 17.79 | 20.46 | 50 x 105 | 100000 | 382LX104M025B062V | 0.014 | 0.013 | 13.45 | 15.47 | 50 x 63 |

Type 380LX / 382LX 85 °C High Capacitance, Snap-In Aluminum

2, 4 and 5 pin styles available

| Cap. (μ F) | Catalog Part Number | Max. ESR Ω @ 25 °C | | Ripple Amps Max. @ 85 °C | | Nominal Size D x L (mm) | Cap. (μ F) | Catalog Part Number | Max. ESR Ω @ 25 °C | | Ripple Amps Max. @ 85 °C | | Nominal Size D x L (mm) |
|------------------------------|---------------------|------------------------------|--------|-----------------------------|--------|-------------------------------|------------------------------|---------------------|------------------------------|--------|-----------------------------|--------|-------------------------------|
| | | 120 Hz | 20 kHz | 120 Hz | 20 kHz | | | | 120 Hz | 20 kHz | 120 Hz | 20 kHz | |
| 25 Vdc (32 Vdc Surge) | | | | | | | 35 Vdc (44 Vdc Surge) | | | | | | |
| 100000 | 382LX104M025N082 | 0.012 | 0.011 | 12.00 | 13.40 | 40 x 80 | 47000 | 382LX473M035N062 | 0.016 | 0.013 | 9.60 | 11.00 | 40 x 63 |
| 120000 | 382LX124M025B082V | 0.012 | 0.011 | 15.29 | 17.58 | 50 x 80 | 56000 | 382LX563M035B052V | 0.015 | 0.012 | 10.94 | 12.58 | 50 x 50 |
| 150000 | 382LX154M025N102 | 0.011 | 0.010 | 14.07 | 16.18 | 40 x 105 | 56000 | 382LX563M035N082 | 0.015 | 0.012 | 10.30 | 11.90 | 40 x 80 |
| 150000 | 382LX154M025B092V | 0.011 | 0.010 | 16.01 | 18.41 | 50 x 92 | 68000 | 380LX683M035A102 | 0.010 | 0.008 | 10.62 | 12.21 | 35 x 105 |
| 180000 | 382LX184M025B102V | 0.010 | 0.009 | 16.89 | 19.42 | 50 x 105 | 68000 | 382LX683M035B062V | 0.013 | 0.011 | 11.93 | 13.72 | 50 x 63 |
| 35 Vdc (44 Vdc Surge) | | | | | | | 50 Vdc (63 Vdc Surge) | | | | | | |
| 2200 | 380LX222M035H202 | 0.211 | 0.160 | 1.40 | 1.60 | 22 x 20 | 82000 | 382LX823M035B082V | 0.012 | 0.010 | 13.06 | 15.02 | 50 x 80 |
| 2200 | 380LX222M035H012 | 0.166 | 0.125 | 1.50 | 1.75 | 22 x 25 | 100000 | 382LX104M035B092V | 0.011 | 0.009 | 13.97 | 16.07 | 50 x 92 |
| 3300 | 380LX332M035H012 | 0.110 | 0.085 | 2.30 | 2.60 | 22 x 25 | 120000 | 382LX124M035B102V | 0.010 | 0.008 | 14.86 | 17.09 | 50 x 105 |
| 3300 | 380LX332M035J202 | 0.120 | 0.090 | 1.70 | 2.00 | 25 x 20 | 50 Vdc (63 Vdc Surge) | | | | | | |
| 3900 | 380LX392M035H012 | 0.095 | 0.070 | 2.70 | 3.10 | 22 x 25 | 1500 | 380LX152M050H202 | 0.255 | 0.200 | 1.20 | 1.40 | 22 x 20 |
| 4700 | 380LX472M035H022 | 0.080 | 0.060 | 3.30 | 3.70 | 22 x 30 | 1500 | 380LX152M050H012 | 0.220 | 0.170 | 1.25 | 1.45 | 22 x 25 |
| 4700 | 380LX472M035J012 | 0.080 | 0.060 | 3.30 | 3.70 | 25 x 25 | 2200 | 380LX222M050H012 | 0.150 | 0.115 | 1.80 | 2.10 | 22 x 25 |
| 4700 | 380LX472M035K202 | 0.090 | 0.066 | 2.00 | 2.30 | 30 x 20 | 2200 | 380LX222M050J202 | 0.175 | 0.130 | 1.40 | 1.60 | 25 x 20 |
| 5600 | 380LX562M035H022 | 0.083 | 0.063 | 3.40 | 3.90 | 22 x 30 | 2700 | 380LX272M050H012 | 0.125 | 0.095 | 2.20 | 2.60 | 22 x 25 |
| 5600 | 380LX562M035J012 | 0.083 | 0.063 | 3.40 | 3.90 | 25 x 25 | 3300 | 380LX332M050H022 | 0.100 | 0.075 | 2.70 | 3.10 | 22 x 30 |
| 6800 | 380LX682M035H032 | 0.068 | 0.051 | 3.70 | 4.20 | 22 x 35 | 3300 | 380LX332M050J012 | 0.158 | 0.118 | 2.70 | 3.10 | 25 x 25 |
| 6800 | 380LX682M035A202 | 0.070 | 0.053 | 2.40 | 2.80 | 35 x 20 | 3300 | 380LX332M050K202 | 0.117 | 0.090 | 1.70 | 2.00 | 30 x 20 |
| 6800 | 380LX682M035J022 | 0.069 | 0.051 | 3.70 | 4.20 | 25 x 30 | 3900 | 380LX392M050H022 | 0.085 | 0.065 | 2.80 | 3.20 | 22 x 30 |
| 8200 | 380LX822M035H042 | 0.057 | 0.043 | 4.00 | 4.60 | 22 x 40 | 3900 | 380LX392M050J012 | 0.085 | 0.065 | 2.80 | 3.20 | 25 x 25 |
| 8200 | 380LX822M035J032 | 0.057 | 0.043 | 4.00 | 4.60 | 25 x 35 | 4700 | 380LX472M050H032 | 0.110 | 0.082 | 3.00 | 3.50 | 22 x 35 |
| 10000 | 380LX103M035H452 | 0.050 | 0.037 | 4.40 | 5.10 | 22 x 45 | 4700 | 380LX472M050J022 | 0.110 | 0.082 | 3.00 | 3.50 | 25 x 30 |
| 10000 | 380LX103M035J042 | 0.050 | 0.037 | 4.40 | 5.10 | 25 x 40 | 4700 | 380LX472M050K012 | 0.110 | 0.082 | 3.00 | 3.50 | 30 x 25 |
| 10000 | 380LX103M035K022 | 0.050 | 0.037 | 4.40 | 5.10 | 30 x 30 | 4700 | 380LX472M050A202 | 0.080 | 0.060 | 2.10 | 2.40 | 35 x 20 |
| 10000 | 380LX103M035A012 | 0.050 | 0.037 | 4.40 | 5.10 | 35 x 25 | 5600 | 380LX562M050H042 | 0.060 | 0.045 | 3.40 | 3.90 | 22 x 40 |
| 12000 | 380LX123M035J452 | 0.044 | 0.033 | 5.10 | 5.80 | 25 x 45 | 5600 | 380LX562M050J032 | 0.060 | 0.045 | 3.40 | 3.90 | 25 x 35 |
| 12000 | 380LX123M035K032 | 0.044 | 0.033 | 5.10 | 5.80 | 30 x 35 | 5600 | 380LX562M050K022 | 0.060 | 0.045 | 3.40 | 3.90 | 30 x 30 |
| 12000 | 380LX123M035A022 | 0.044 | 0.033 | 5.10 | 5.80 | 35 x 30 | 6800 | 380LX682M050H052 | 0.050 | 0.040 | 3.90 | 4.40 | 22 x 50 |
| 15000 | 380LX153M035J052 | 0.057 | 0.044 | 5.60 | 6.40 | 25 x 50 | 6800 | 380LX682M050J042 | 0.050 | 0.040 | 3.90 | 4.40 | 25 x 40 |
| 15000 | 380LX153M035K042 | 0.036 | 0.027 | 5.60 | 6.40 | 30 x 40 | 6800 | 380LX682M050K022 | 0.050 | 0.040 | 3.90 | 4.40 | 30 x 30 |
| 15000 | 380LX153M035A022 | 0.036 | 0.027 | 5.60 | 6.40 | 35 x 30 | 8200 | 380LX822M050J452 | 0.040 | 0.030 | 4.40 | 5.10 | 25 x 45 |
| 18000 | 380LX183M035K452 | 0.048 | 0.037 | 5.70 | 6.50 | 30 x 45 | 8200 | 380LX822M050K032 | 0.040 | 0.030 | 4.40 | 5.10 | 30 x 35 |
| 18000 | 380LX183M035A032 | 0.048 | 0.037 | 5.70 | 6.50 | 35 x 35 | 10000 | 380LX103M050J052 | 0.040 | 0.030 | 5.00 | 5.70 | 25 x 50 |
| 22000 | 380LX223M035K052 | 0.026 | 0.020 | 6.10 | 7.00 | 30 x 50 | 10000 | 380LX103M050K042 | 0.040 | 0.030 | 5.00 | 5.70 | 30 x 40 |
| 22000 | 380LX223M035A042 | 0.026 | 0.020 | 6.10 | 7.00 | 35 x 40 | 10000 | 380LX103M050A022 | 0.040 | 0.030 | 5.00 | 5.70 | 35 x 30 |
| 27000 | 380LX273M035A452 | 0.021 | 0.017 | 6.80 | 7.90 | 35 x 45 | 12000 | 380LX123M050K452 | 0.033 | 0.025 | 5.60 | 6.40 | 30 x 45 |
| 27000 | 382LX273M035N042 | 0.021 | 0.017 | 6.80 | 7.90 | 40 x 40 | 12000 | 380LX123M050A032 | 0.033 | 0.025 | 5.60 | 6.40 | 35 x 35 |
| 33000 | 380LX333M035A052 | 0.018 | 0.014 | 7.15 | 8.22 | 35 x 50 | 15000 | 380LX153M050K052 | 0.037 | 0.028 | 6.40 | 7.40 | 30 x 50 |
| 33000 | 380L333M035A062 | 0.018 | 0.009 | 7.80 | 8.70 | 35 x 63 | 15000 | 380LX153M050A042 | 0.037 | 0.028 | 6.40 | 7.40 | 35 x 40 |
| 39000 | 380LX393M035A062 | 0.015 | 0.012 | 7.90 | 9.10 | 35 x 63 | 18000 | 380L183M050A062 | 0.018 | 0.010 | 7.80 | 8.70 | 35 x 63 |
| 39000 | 380L393M035A072 | 0.015 | 0.008 | 8.60 | 9.50 | 35 x 70 | 18000 | 380LX183M050A452 | 0.022 | 0.017 | 6.90 | 7.90 | 35 x 45 |
| 39000 | 382LX393M035N052 | 0.017 | 0.014 | 8.00 | 9.20 | 40 x 50 | 18000 | 382LX183M050N042 | 0.023 | 0.017 | 6.94 | 7.98 | 40 x 40 |
| 47000 | 380LX473M035A082 | 0.015 | 0.011 | 9.50 | 10.90 | 35 x 80 | 22000 | 380L223M050A072 | 0.025 | 0.020 | 8.60 | 9.50 | 35 x 70 |

Type 380LX / 382LX 85 °C High Capacitance, Snap-In Aluminum

2, 4 and 5 pin styles available

| Cap. (μ F) | Catalog Part Number | Max. ESR Ω @ 25 °C | | Ripple Amps Max. @ 85 °C | | Nominal Size D x L (mm) | Cap. (μ F) | Catalog Part Number | Max. ESR Ω @ 25 °C | | Ripple Amps Max. @ 85 °C | | Nominal Size D x L (mm) |
|------------------------------|---------------------|------------------------------|--------|-----------------------------|--------|-------------------------------|-------------------------------|---------------------|------------------------------|--------|-----------------------------|--------|-------------------------------|
| | | 120 Hz | 20 kHz | 120 Hz | 20 kHz | | | | 120 Hz | 20 kHz | 120 Hz | 20 kHz | |
| 50 Vdc (63 Vdc Surge) | | | | | | | 63 Vdc (79 Vdc Surge) | | | | | | |
| 22000 | 380LX223M050A052 | 0.025 | 0.020 | 7.60 | 8.70 | 35 x 50 | 10000 | 382L103M063N042 | 0.028 | 0.017 | 6.60 | 7.20 | 40 x 40 |
| 27000 | 380L273M050A082 | 0.013 | 0.008 | 9.30 | 10.10 | 35 x 80 | 10000 | 380LX103M063A042 | 0.033 | 0.025 | 6.50 | 7.50 | 35 x 40 |
| 27000 | 382L273M050N062 | 0.018 | 0.009 | 9.00 | 9.60 | 40 x 63 | 12000 | 380L123M063A062 | 0.019 | 0.010 | 7.70 | 8.60 | 35 x 63 |
| 27000 | 380LX273M050A062 | 0.018 | 0.015 | 8.30 | 9.60 | 35 x 63 | 12000 | 380LX123M063A052 | 0.028 | 0.021 | 7.20 | 8.30 | 35 x 50 |
| 27000 | 382LX273M050N052 | 0.025 | 0.020 | 8.10 | 9.30 | 40 x 50 | 12000 | 382LX123M063N042 | 0.035 | 0.028 | 7.15 | 8.22 | 40 x 40 |
| 33000 | 380LX333M050A082 | 0.015 | 0.012 | 9.20 | 10.60 | 35 x 80 | 15000 | 380L153M063A072 | 0.016 | 0.009 | 8.50 | 9.40 | 35 x 70 |
| 33000 | 382LX333M050N062 | 0.018 | 0.014 | 9.10 | 10.50 | 40 x 63 | 15000 | 380LX153M063A062 | 0.028 | 0.021 | 7.70 | 8.90 | 35 x 63 |
| 33000 | 382LX333M050B052V | 0.018 | 0.014 | 10.48 | 12.05 | 50 x 50 | 18000 | 380LX183M063A082 | 0.023 | 0.012 | 9.40 | 10.80 | 35 x 80 |
| 47000 | 382LX473M050B062V | 0.013 | 0.010 | 11.54 | 13.27 | 50 x 63 | 18000 | 382LX183M063N062 | 0.028 | 0.022 | 9.25 | 10.60 | 40 x 63 |
| 47000 | 380LX473M050A102 | 0.014 | 0.011 | 10.27 | 11.81 | 35 x 105 | 27000 | 382LX273M063N082 | 0.018 | 0.015 | 10.00 | 11.50 | 40 x 80 |
| 56000 | 382LX563M050N102 | 0.012 | 0.009 | 11.47 | 13.19 | 40 x 105 | 27000 | 380LX273M063A102 | 0.015 | 0.012 | 10.38 | 11.94 | 35 x 105 |
| 56000 | 382LX563M050B082V | 0.012 | 0.009 | 12.46 | 14.33 | 50 x 80 | 27000 | 382LX273M063B052V | 0.018 | 0.015 | 10.86 | 12.49 | 50 x 50 |
| 68000 | 382LX683M050B092V | 0.011 | 0.009 | 13.17 | 15.15 | 50 x 92 | 33000 | 382LX333M063N102 | 0.015 | 0.012 | 11.76 | 13.52 | 40 x 105 |
| 82000 | 382LX823M050B102V | 0.011 | 0.008 | 13.87 | 15.95 | 50 x 105 | 33000 | 382LX333M063B062V | 0.017 | 0.013 | 11.57 | 13.42 | 50 x 63 |
| 63 Vdc (79 Vdc Surge) | | | | | | | 80 Vdc (100 Vdc Surge) | | | | | | |
| 1000 | 380LX102M063H202 | 0.380 | 0.290 | 1.20 | 1.40 | 22 x 20 | 51000 | 382LX513M063B092V | 0.012 | 0.010 | 13.34 | 15.34 | 50 x 92 |
| 1000 | 380LX102M063H012 | 0.332 | 0.250 | 1.20 | 1.40 | 22 x 25 | 56000 | 382LX563M063B102V | 0.012 | 0.009 | 13.93 | 16.02 | 50 x 105 |
| 1500 | 380LX152M063H012 | 0.221 | 0.167 | 1.70 | 2.00 | 22 x 25 | | | | | | | |
| 1500 | 380LX152M063J202 | 0.250 | 0.190 | 1.30 | 1.50 | 25 x 20 | 680 | 380LX681M080H202 | 0.450 | 0.330 | 1.00 | 1.20 | 22 x 20 |
| 2200 | 380LX222M063H022 | 0.151 | 0.114 | 2.50 | 2.90 | 22 x 30 | 680 | 380LX681M080H012 | 0.390 | 0.295 | 1.00 | 1.20 | 22 x 25 |
| 2200 | 380LX222M063J012 | 0.151 | 0.114 | 2.50 | 2.90 | 25 x 25 | 1000 | 380LX102M080H012 | 0.265 | 0.200 | 1.50 | 1.75 | 22 x 25 |
| 2200 | 380LX222M063K202 | 0.170 | 0.130 | 1.50 | 1.70 | 30 x 20 | 1000 | 380LX102M080J202 | 0.300 | 0.225 | 1.20 | 1.40 | 25 x 20 |
| 2700 | 380LX272M063H032 | 0.123 | 0.093 | 3.70 | 4.30 | 22 x 35 | 1200 | 380LX122M080H012 | 0.220 | 0.170 | 1.80 | 2.10 | 22 x 25 |
| 2700 | 380LX272M063J022 | 0.123 | 0.093 | 3.70 | 4.30 | 25 x 30 | 1500 | 380LX152M080H022 | 0.177 | 0.134 | 2.30 | 2.60 | 22 x 30 |
| 3300 | 380LX332M063H042 | 0.110 | 0.080 | 4.10 | 4.70 | 22 x 40 | 1500 | 380LX152M080J012 | 0.177 | 0.134 | 2.30 | 2.60 | 25 x 25 |
| 3300 | 380LX332M063J022 | 0.110 | 0.080 | 4.10 | 4.70 | 25 x 30 | 1500 | 380LX152M080K202 | 0.200 | 0.150 | 1.40 | 1.60 | 30 x 20 |
| 3300 | 380LX332M063K012 | 0.110 | 0.080 | 4.10 | 4.70 | 30 x 25 | 1800 | 380LX182M080H032 | 0.147 | 0.109 | 2.50 | 2.90 | 22 x 35 |
| 3300 | 380LX332M063A202 | 0.125 | 0.095 | 1.70 | 2.00 | 35 x 20 | 1800 | 380LX182M080J022 | 0.147 | 0.109 | 2.50 | 2.90 | 25 x 30 |
| 3900 | 380LX392M063H452 | 0.100 | 0.075 | 4.40 | 5.10 | 22 x 45 | 2200 | 380LX222M080H042 | 0.155 | 0.117 | 2.70 | 3.10 | 22 x 40 |
| 3900 | 380LX392M063J032 | 0.100 | 0.075 | 4.40 | 5.10 | 25 x 35 | 2200 | 380LX222M080J022 | 0.155 | 0.117 | 2.70 | 3.10 | 25 x 30 |
| 3900 | 380LX392M063K022 | 0.100 | 0.075 | 4.40 | 5.10 | 30 x 30 | 2200 | 380LX222M080K012 | 0.155 | 0.117 | 2.70 | 3.10 | 30 x 25 |
| 4700 | 380LX472M063H052 | 0.080 | 0.060 | 4.90 | 5.60 | 22 x 50 | 2200 | 380LX222M080A202 | 0.135 | 0.100 | 1.70 | 2.00 | 35 x 20 |
| 4700 | 380LX472M063J042 | 0.080 | 0.060 | 4.90 | 5.60 | 25 x 40 | 2700 | 380LX272M080H452 | 0.098 | 0.075 | 2.80 | 3.20 | 22 x 45 |
| 4700 | 380LX472M063K022 | 0.080 | 0.060 | 4.90 | 5.60 | 30 x 30 | 2700 | 380LX272M080J032 | 0.098 | 0.075 | 2.80 | 3.20 | 25 x 35 |
| 4700 | 380LX472M063A012 | 0.080 | 0.060 | 4.90 | 5.60 | 35 x 25 | 2700 | 380LX272M080K022 | 0.098 | 0.075 | 2.80 | 3.20 | 30 x 30 |
| 5600 | 380LX562M063A022 | 0.070 | 0.050 | 5.40 | 6.20 | 35 x 30 | 3300 | 380LX332M080H052 | 0.085 | 0.065 | 3.20 | 3.70 | 22 x 50 |
| 5600 | 380LX562M063J452 | 0.070 | 0.050 | 5.40 | 6.20 | 25 x 45 | 3300 | 380LX332M080J042 | 0.085 | 0.065 | 3.20 | 3.70 | 25 x 40 |
| 5600 | 380LX562M063K032 | 0.070 | 0.050 | 5.40 | 6.20 | 30 x 35 | 3300 | 380LX332M080K022 | 0.085 | 0.065 | 3.20 | 3.70 | 30 x 30 |
| 6800 | 380LX682M063J052 | 0.060 | 0.045 | 5.80 | 6.70 | 25 x 50 | 3900 | 380LX392M080J452 | 0.080 | 0.060 | 3.60 | 4.10 | 25 x 45 |
| 6800 | 380LX682M063K042 | 0.060 | 0.045 | 5.80 | 6.70 | 30 x 40 | 3900 | 380LX392M080K032 | 0.080 | 0.060 | 3.60 | 4.10 | 30 x 35 |
| 6800 | 380LX682M063A022 | 0.060 | 0.045 | 5.80 | 6.70 | 35 x 30 | 4700 | 380LX472M080J052 | 0.065 | 0.050 | 4.10 | 4.70 | 25 x 50 |
| 8200 | 380LX822M063K452 | 0.067 | 0.050 | 6.00 | 6.90 | 30 x 45 | 4700 | 380LX472M080K042 | 0.072 | 0.055 | 4.10 | 4.70 | 30 x 40 |
| 8200 | 380LX822M063A032 | 0.067 | 0.050 | 6.00 | 6.90 | 35 x 35 | 5600 | 380LX562M080K452 | 0.055 | 0.040 | 4.60 | 5.20 | 30 x 45 |

Type 380LX / 382LX 85 °C High Capacitance, Snap-In Aluminum

2, 4 and 5 pin styles available

| Cap. (µF) | Catalog Part Number | Max. ESR Ω @ 25 °C | | Ripple Amps Max. @ 85 °C | | Nominal Size D x L (mm) |
|--------------------------------|---------------------|-----------------------|--------|-----------------------------|--------|-------------------------------|
| | | 120 Hz | 20 kHz | 120 Hz | 20 kHz | |
| 80 Vdc (100 Vdc Surge) | | | | | | |
| 5600 | 380LX562M080A032 | 0.055 | 0.040 | 4.60 | 5.20 | 35 x 35 |
| 6800 | 380LX682M080K052 | 0.045 | 0.035 | 5.20 | 5.90 | 30 x 50 |
| 6800 | 380LX682M080A042 | 0.045 | 0.035 | 5.20 | 5.90 | 35 x 40 |
| 8200 | 380LX822M080A052 | 0.040 | 0.030 | 5.80 | 6.70 | 35 x 50 |
| 8200 | 382LX822M080N042 | 0.040 | 0.030 | 5.83 | 6.70 | 40 x 40 |
| 10000 | 380LX103M080A062 | 0.033 | 0.025 | 6.40 | 7.34 | 35 x 63 |
| 12000 | 380L123M080A072 | 0.020 | 0.012 | 8.10 | 9.00 | 35 x 70 |
| 12000 | 382L123M080N052 | 0.025 | 0.016 | 7.50 | 8.00 | 40 x 50 |
| 15000 | 380L153M080A082 | 0.017 | 0.010 | 8.80 | 9.60 | 35 x 80 |
| 15000 | 382L153M080N062 | 0.020 | 0.013 | 8.50 | 9.20 | 40 x 63 |
| 18000 | 382L183M080N082 | 0.014 | 0.009 | 10.30 | 10.80 | 40 x 80 |
| 18000 | 382LX183M080B052V | 0.023 | 0.017 | 10.00 | 11.50 | 50 x 50 |
| 22000 | 380LX223M080A102 | 0.015 | 0.011 | 9.86 | 11.34 | 35 x 105 |
| 22000 | 382LX223M080B062V | 0.019 | 0.014 | 11.08 | 12.74 | 50 x 63 |
| 27000 | 382LX273M080N102 | 0.015 | 0.012 | 11.35 | 13.05 | 40 x 105 |
| 27000 | 382LX273M080B082V | 0.015 | 0.012 | 12.33 | 14.18 | 50 x 80 |
| 33000 | 382LX333M080B092V | 0.014 | 0.010 | 13.37 | 15.38 | 50 x 92 |
| 39000 | 382LX393M080B102V | 0.013 | 0.010 | 14.34 | 16.49 | 50 x 105 |
| 100 Vdc (125 Vdc Surge) | | | | | | |
| 470 | 380LX471M100H202 | 0.450 | 0.300 | 1.00 | 1.20 | 22 x 20 |
| 470 | 380LX471M100H012 | 0.450 | 0.300 | 1.10 | 1.30 | 22 x 25 |
| 560 | 380LX561M100H012 | 0.400 | 0.250 | 1.30 | 1.50 | 22 x 25 |
| 680 | 380LX681M100H012 | 0.320 | 0.210 | 1.60 | 1.85 | 22 x 25 |
| 680 | 380LX681M100J202 | 0.390 | 0.295 | 1.10 | 1.30 | 25 x 20 |
| 1000 | 380LX102M100H022 | 0.220 | 0.150 | 2.00 | 2.30 | 22 x 30 |
| 1000 | 380LX102M100J012 | 0.220 | 0.150 | 2.00 | 2.30 | 25 x 25 |
| 1000 | 380LX102M100K202 | 0.250 | 0.165 | 1.20 | 1.40 | 30 x 20 |
| 1200 | 380LX122M100H032 | 0.195 | 0.125 | 2.30 | 2.70 | 22 x 35 |
| 1200 | 380LX122M100J022 | 0.180 | 0.120 | 2.30 | 2.70 | 25 x 30 |
| 1500 | 380LX152M100H042 | 0.155 | 0.100 | 2.60 | 3.00 | 22 x 40 |
| 1500 | 380LX152M100J022 | 0.155 | 0.100 | 2.60 | 3.00 | 25 x 30 |
| 1500 | 380LX152M100K012 | 0.155 | 0.100 | 2.60 | 3.00 | 30 x 25 |
| 1500 | 380LX152M100A202 | 0.177 | 0.120 | 1.50 | 1.70 | 35 x 20 |
| 1800 | 380LX182M100H452 | 0.130 | 0.085 | 2.80 | 3.30 | 22 x 45 |
| 1800 | 380LX182M100J032 | 0.140 | 0.090 | 2.80 | 3.30 | 25 x 35 |
| 1800 | 380LX182M100K022 | 0.140 | 0.090 | 2.80 | 3.30 | 30 x 30 |
| 2200 | 380LX222M100H052 | 0.121 | 0.080 | 3.10 | 3.60 | 22 x 50 |
| 2200 | 380LX222M100J042 | 0.121 | 0.080 | 3.10 | 3.60 | 25 x 40 |
| 2200 | 380LXM222100K022 | 0.121 | 0.080 | 3.10 | 3.60 | 30 x 30 |
| 2200 | 380LX222M100A012 | 0.121 | 0.078 | 3.14 | 3.61 | 35 x 25 |
| 2700 | 380LX272M100J452 | 0.104 | 0.068 | 3.70 | 4.30 | 25 x 45 |
| 2700 | 380LX272M100K032 | 0.104 | 0.068 | 3.70 | 4.30 | 30 x 35 |
| 2700 | 380LX272M100A022 | 0.104 | 0.068 | 3.70 | 4.30 | 35 x 30 |

| Cap. (µF) | Catalog Part Number | Max. ESR Ω @ 25 °C | | Ripple Amps Max. @ 85 °C | | Nominal Size D x L (mm) |
|--------------------------------|---------------------|-----------------------|--------|-----------------------------|--------|-------------------------------|
| | | 120 Hz | 20 kHz | 120 Hz | 20 kHz | |
| 100 Vdc (125 Vdc Surge) | | | | | | |
| 3300 | 380LX332M100J052 | 0.090 | 0.060 | 4.10 | 4.70 | 25 x 50 |
| 3300 | 380LX332M100K042 | 0.090 | 0.060 | 4.10 | 4.70 | 30 x 40 |
| 3900 | 380LX392M100K452 | 0.080 | 0.050 | 4.50 | 5.20 | 30 x 45 |
| 3900 | 380LX392M100A032 | 0.080 | 0.050 | 4.50 | 5.20 | 35 x 35 |
| 4700 | 380LX472M100K052 | 0.070 | 0.050 | 5.10 | 5.90 | 30 x 50 |
| 4700 | 380LX472M100A042 | 0.070 | 0.050 | 5.10 | 5.90 | 35 x 40 |
| 5600 | 382LX562M100N042 | 0.060 | 0.045 | 5.80 | 6.60 | 40 x 40 |
| 5600 | 380LX562M100A452 | 0.060 | 0.040 | 5.80 | 6.60 | 35 x 45 |
| 6800 | 380LX682M100A052 | 0.050 | 0.040 | 6.60 | 7.60 | 35 x 50 |
| 6800 | 380L682M100A062 | 0.024 | 0.014 | 7.20 | 8.10 | 35 x 63 |
| 6800 | 382L682M100N052 | 0.026 | 0.017 | 7.40 | 7.90 | 40 x 50 |
| 8200 | 380LX822M100A062 | 0.040 | 0.030 | 7.00 | 8.10 | 35 x 63 |
| 8200 | 380L822M100A072 | 0.021 | 0.012 | 8.00 | 8.90 | 35 x 70 |
| 8200 | 382LX822M100N052 | 0.040 | 0.030 | 7.30 | 8.40 | 40 x 50 |
| 8200 | 382L822M100N062 | 0.021 | 0.013 | 8.40 | 9.10 | 40 x 63 |
| 10000 | 380LX103M100A082 | 0.033 | 0.025 | 8.70 | 9.60 | 35 x 80 |
| 10000 | 382LX103M100N062 | 0.033 | 0.025 | 8.00 | 9.20 | 40 x 63 |
| 10000 | 382LX103M100B052V | 0.033 | 0.025 | 8.82 | 10.14 | 50 x 50 |
| 12000 | 382LX123M100N082 | 0.028 | 0.021 | 8.65 | 10.00 | 40 x 80 |
| 12000 | 380LX123M100A102 | 0.028 | 0.021 | 8.57 | 9.86 | 35 x 105 |
| 15000 | 382LX153M100N102 | 0.022 | 0.017 | 10.12 | 11.64 | 40 x 105 |
| 15000 | 382LX153M100B062V | 0.022 | 0.017 | 10.07 | 11.58 | 50 x 63 |
| 18000 | 382LX183M100B082V | 0.018 | 0.014 | 11.00 | 12.65 | 50 x 80 |
| 22000 | 382LX223M100B092V | 0.015 | 0.011 | 11.76 | 13.52 | 50 x 92 |
| 27000 | 382LX273M100B102V | 0.014 | 0.010 | 12.53 | 14.41 | 50 x 105 |
| 160 Vdc (200 Vdc Surge) | | | | | | |
| 220 | 380LX221M160H202 | 1.000 | 0.500 | 0.80 | 1.10 | 22 x 20 |
| 220 | 380LX221M160H012 | 0.850 | 0.420 | 0.90 | 1.25 | 22 x 25 |
| 270 | 380LX271M160H012 | 0.700 | 0.340 | 1.20 | 1.65 | 22 x 25 |
| 270 | 380LX271M160J202 | 0.800 | 0.400 | 0.90 | 1.20 | 25 x 20 |
| 330 | 380LX331M160H012 | 0.603 | 0.308 | 1.50 | 2.00 | 22 x 25 |
| 390 | 380LX391M160H012 | 0.470 | 0.240 | 1.60 | 2.30 | 22 x 25 |
| 390 | 380LX391M160H022 | 0.470 | 0.240 | 1.60 | 2.30 | 22 x 30 |
| 390 | 380LX391M160J012 | 0.470 | 0.240 | 1.60 | 2.30 | 25 x 25 |
| 390 | 380LX391M160K202 | 0.600 | 0.300 | 1.10 | 1.50 | 30 x 20 |
| 470 | 380LX471M160H022 | 0.423 | 0.216 | 2.10 | 3.00 | 22 x 30 |
| 470 | 380LX471M160J012 | 0.423 | 0.216 | 2.10 | 3.00 | 25 x 25 |
| 560 | 380LX561M160H022 | 0.355 | 0.178 | 2.25 | 3.15 | 22 x 30 |
| 560 | 380LX561M160J012 | 0.355 | 0.178 | 2.25 | 3.15 | 25 x 25 |
| 560 | 380LX561M160A202 | 0.420 | 0.210 | 1.30 | 1.80 | 35 x 20 |
| 680 | 380LX681M160H032 | 0.293 | 0.146 | 2.50 | 3.50 | 22 x 35 |
| 680 | 380LX681M160J022 | 0.293 | 0.146 | 2.50 | 3.50 | 25 x 30 |
| 680 | 380LX681M160K012 | 0.293 | 0.149 | 2.50 | 3.50 | 30 x 25 |

Type 380LX / 382LX 85 °C High Capacitance, Snap-In Aluminum

2, 4 and 5 pin styles available

| Cap. (µF) | Catalog Part Number | Max. ESR Ω@ 25 °C | | Ripple Amps Max. @ 85 °C | | Nominal Size D x L (mm) | Cap. (µF) | Catalog Part Number | Max. ESR Ω@ 25 °C | | Ripple Amps Max. @ 85 °C | | Nominal Size D x L (mm) |
|--------------------------------|---------------------|----------------------|--------|-----------------------------|--------|-------------------------------|--------------------------------|---------------------|----------------------|--------|-----------------------------|--------|-------------------------------|
| | | 120 Hz | 20 kHz | 120 Hz | 20 kHz | | | | 120 Hz | 20 kHz | 120 Hz | 20 kHz | |
| 160 Vdc (200 Vdc Surge) | | | | | | | 180 Vdc (225 Vdc Surge) | | | | | | |
| 820 | 380LX821M160H042 | 0.260 | 0.130 | 2.50 | 3.50 | 22 x 40 | 820 | 380LX821M180H452 | 0.243 | 0.124 | 2.80 | 3.90 | 22 x 45 |
| 820 | 380LX821M160H452 | 0.260 | 0.130 | 2.80 | 3.90 | 22 x 45 | 820 | 380LX821M180J042 | 0.243 | 0.124 | 2.80 | 3.90 | 25 x 40 |
| 820 | 380LX821M160J032 | 0.260 | 0.130 | 2.80 | 3.90 | 25 x 35 | 820 | 380LX821M180K022 | 0.243 | 0.124 | 2.80 | 3.90 | 30 x 30 |
| 820 | 380LX821M160K012 | 0.260 | 0.130 | 2.75 | 3.85 | 30 x 25 | 1000 | 380LX102M180J452 | 0.199 | 0.102 | 3.00 | 4.20 | 25 x 45 |
| 1000 | 380LX102M160H452 | 0.220 | 0.110 | 3.00 | 4.20 | 22 x 45 | 1000 | 380LX102M180K032 | 0.199 | 0.102 | 3.00 | 4.20 | 30 x 35 |
| 1000 | 380LX102M160J042 | 0.220 | 0.110 | 3.00 | 4.20 | 25 x 40 | 1200 | 380LX122M180J052 | 0.166 | 0.085 | 3.30 | 4.60 | 25 x 50 |
| 1000 | 380LX102M160K022 | 0.220 | 0.110 | 3.00 | 4.20 | 30 x 30 | 1200 | 380LX122M180K042 | 0.166 | 0.085 | 3.30 | 4.60 | 30 x 40 |
| 1200 | 380LX122M160J052 | 0.210 | 0.115 | 3.25 | 4.55 | 25 x 50 | 1200 | 380LX122M180A032 | 0.166 | 0.085 | 3.30 | 4.60 | 35 x 35 |
| 1200 | 380LX102M160K032 | 0.210 | 0.115 | 3.25 | 4.55 | 30 x 35 | 1500 | 380LX152M180K452 | 0.133 | 0.068 | 3.80 | 5.40 | 30 x 45 |
| 1200 | 380LX122M160A022 | 0.210 | 0.115 | 3.25 | 4.55 | 35 x 30 | 1500 | 380LX152M180A042 | 0.133 | 0.068 | 3.80 | 5.40 | 35 x 40 |
| 1500 | 380LX152M160J052 | 0.170 | 0.090 | 3.70 | 5.20 | 25 x 50 | 1800 | 380LX182M180K052 | 0.111 | 0.057 | 4.30 | 6.00 | 30 x 50 |
| 1500 | 380LX152M160K032 | 0.170 | 0.090 | 3.70 | 5.20 | 30 x 35 | 1800 | 380LX182M180A042 | 0.111 | 0.057 | 4.30 | 6.00 | 35 x 40 |
| 1500 | 380LX152M160A022 | 0.166 | 0.091 | 3.73 | 5.22 | 35 x 30 | 2200 | 380LX222M180A052 | 0.090 | 0.046 | 4.90 | 6.90 | 35 x 50 |
| 1800 | 380LX182M160K052 | 0.140 | 0.085 | 4.20 | 5.90 | 30 x 50 | 2700 | 382L272M180N062 | 0.051 | 0.027 | 5.00 | 6.50 | 40 x 63 |
| 1800 | 380LX182M160A032 | 0.140 | 0.085 | 4.20 | 5.90 | 35 x 35 | 2700 | 380L272M180A072 | 0.054 | 0.027 | 4.80 | 6.20 | 35 x 70 |
| 2200 | 380LX222M160K052 | 0.105 | 0.053 | 4.78 | 6.69 | 30 x 50 | 3300 | 380L332M180A082 | 0.046 | 0.023 | 5.40 | 7.10 | 35 x 80 |
| 2200 | 380LX222M160A042 | 0.115 | 0.075 | 4.78 | 6.69 | 35 x 40 | 4700 | 382L472M180N082 | 0.036 | 0.020 | 6.60 | 8.50 | 40 x 80 |
| 2700 | 380LX272M160A052 | 0.090 | 0.060 | 5.50 | 7.60 | 35 x 50 | 200 Vdc (250 Vdc Surge) | | | | | | |
| 2700 | 382LX272M160N042 | 0.080 | 0.045 | 5.50 | 7.60 | 40 x 40 | 150 | 380LX151M200H202 | 1.330 | 0.600 | 0.65 | 0.90 | 22 x 20 |
| 3300 | 380LX332M160A062 | 0.065 | 0.040 | 6.30 | 8.80 | 35 x 63 | 150 | 380LX151M200H012 | 1.220 | 0.550 | 0.70 | 1.00 | 22 x 25 |
| 3300 | 380LX332M160N052 | 0.065 | 0.040 | 6.30 | 8.80 | 40 x 50 | 220 | 380LX221M200H012 | 0.083 | 0.380 | 1.00 | 1.45 | 22 x 25 |
| 3900 | 380LX392M160A082 | 0.055 | 0.030 | 7.30 | 10.20 | 35 x 80 | 220 | 380LX221M200J202 | 0.905 | 0.410 | 0.90 | 1.20 | 25 x 20 |
| 3900 | 380LX392M160N062 | 0.055 | 0.030 | 7.30 | 10.20 | 40 x 63 | 270 | 380LX271M200H012 | 0.610 | 0.280 | 1.40 | 2.00 | 22 x 25 |
| 4700 | 382L472M160N082 | 0.036 | 0.020 | 6.60 | 8.50 | 40 x 80 | 330 | 380LX331M200H012 | 0.550 | 0.250 | 1.60 | 2.20 | 22 x 25 |
| 5600 | 382LX562M160N082 | 0.040 | 0.020 | 8.30 | 11.70 | 40 x 80 | 330 | 380LX331M200K202 | 0.603 | 0.308 | 1.00 | 1.40 | 30 x 20 |
| 5600 | 382LX562M160B052V | 0.040 | 0.020 | 8.25 | 9.50 | 50 x 50 | 390 | 380LX391M200H022 | 0.470 | 0.210 | 1.70 | 2.40 | 22 x 30 |
| 6800 | 380LX682M160A102 | 0.032 | 0.017 | 9.10 | 12.70 | 35 x 105 | 390 | 380LX391M200J012 | 0.470 | 0.210 | 1.70 | 2.40 | 25 x 25 |
| 8200 | 382LX822M160B062V | 0.026 | 0.015 | 8.90 | 12.50 | 50 x 63 | 470 | 380LX471M200H032 | 0.390 | 0.180 | 1.90 | 2.60 | 22 x 35 |
| 10000 | 382LX103M160N102 | 0.022 | 0.012 | 9.90 | 13.80 | 40 x 105 | 470 | 380LX471M200J022 | 0.390 | 0.180 | 1.90 | 2.60 | 25 x 30 |
| 10000 | 382LX103M160B082V | 0.022 | 0.012 | 9.80 | 13.70 | 50 x 80 | 470 | 380LX471M200K012 | 0.423 | 0.216 | 1.90 | 2.60 | 30 x 25 |
| 12000 | 382LX123M160B092V | 0.018 | 0.010 | 12.90 | 18.10 | 50 x 92 | 470 | 380LX471M200A202 | 0.460 | 0.210 | 1.30 | 1.80 | 35 x 20 |
| 15000 | 382LX153M160B102V | 0.014 | 0.008 | 14.10 | 19.70 | 50 x 105 | 560 | 380LX561M200H042 | 0.330 | 0.150 | 2.40 | 3.40 | 22 x 40 |
| 180 Vdc (225 Vdc Surge) | | | | | | | 560 | 380LX561M200J022 | 0.330 | 0.150 | 2.43 | 3.40 | 25 x 30 |
| 330 | 380LX331M180H012 | 0.603 | 0.308 | 1.80 | 2.50 | 22 x 25 | 560 | 380LX561M200K012 | 0.390 | 0.180 | 2.15 | 3.16 | 30 x 25 |
| 390 | 380LX391M180H022 | 0.510 | 0.260 | 1.20 | 1.60 | 22 x 30 | 680 | 380LX681M200H452 | 0.270 | 0.120 | 2.70 | 3.80 | 22 x 45 |
| 390 | 380LX391M180J012 | 0.510 | 0.260 | 1.20 | 1.60 | 25 x 25 | 680 | 380LX681M200J032 | 0.270 | 0.120 | 2.70 | 3.80 | 25 x 35 |
| 470 | 380LX471M180H032 | 0.423 | 0.216 | 2.10 | 2.90 | 22 x 35 | 680 | 380LX681M200K022 | 0.270 | 0.120 | 2.70 | 3.80 | 30 x 30 |
| 470 | 380LX471M180J012 | 0.423 | 0.216 | 2.10 | 2.90 | 25 x 25 | 820 | 380LX821M200J452 | 0.220 | 0.100 | 2.90 | 4.10 | 25 x 45 |
| 560 | 380LX561M180H032 | 0.355 | 0.181 | 2.30 | 3.20 | 22 x 35 | 820 | 380LX821M200K022 | 0.220 | 0.100 | 2.90 | 4.10 | 30 x 30 |
| 560 | 380LX561M180J022 | 0.355 | 0.181 | 2.30 | 3.20 | 25 x 30 | 820 | 380LX821M200A012 | 0.243 | 0.124 | 2.90 | 4.10 | 35 x 25 |
| 680 | 380LX681M180H042 | 0.293 | 0.149 | 2.50 | 3.50 | 22 x 40 | 1000 | 380LX102M200J452 | 0.199 | 0.090 | 3.25 | 4.55 | 25 x 45 |
| 680 | 380LX681M180J032 | 0.293 | 0.149 | 2.50 | 3.50 | 25 x 35 | 1000 | 380LX102M200K032 | 0.199 | 0.090 | 3.25 | 4.55 | 30 x 35 |
| 680 | 380LX681M180K022 | 0.293 | 0.149 | 2.50 | 3.50 | 30 x 30 | 1000 | 380LX102M200A022 | 0.199 | 0.102 | 3.30 | 4.60 | 35 x 30 |

Type 380LX / 382LX 85 °C High Capacitance, Snap-In Aluminum

2, 4 and 5 pin styles available

| Cap. (µF) | Catalog Part Number | Max. ESR Ω@ 25 °C | | Ripple Amps Max. @ 85 °C | | Nominal Size D x L (mm) |
|--------------------------------|---------------------|----------------------|--------|-----------------------------|--------|-------------------------------|
| | | 120 Hz | 20 kHz | 120 Hz | 20 kHz | |
| 200 Vdc (250 Vdc Surge) | | | | | | |
| 1200 | 380LX122M200K042 | 0.166 | 0.075 | 3.50 | 4.90 | 30 x 40 |
| 1200 | 380LX122M200A022 | 0.166 | 0.075 | 3.50 | 4.90 | 35 x 30 |
| 1500 | 380LX152M200K452 | 0.144 | 0.072 | 3.87 | 5.42 | 30 x 45 |
| 1500 | 380LX152M200A032 | 0.144 | 0.072 | 3.87 | 5.42 | 35 x 35 |
| 1800 | 380LX182M200K052 | 0.120 | 0.060 | 4.32 | 6.05 | 30 x 50 |
| 1800 | 380LX182M200A042 | 0.120 | 0.060 | 4.32 | 6.05 | 35 x 40 |
| 2200 | 380LX222M200A452 | 0.098 | 0.054 | 4.92 | 6.89 | 35 x 45 |
| 2200 | 382LX222M200N042 | 0.098 | 0.054 | 4.92 | 6.89 | 40 x 40 |
| 2700 | 380LX272M200A062 | 0.080 | 0.045 | 5.50 | 7.70 | 35 x 63 |
| 2700 | 382LX272M200N052 | 0.080 | 0.045 | 5.40 | 7.60 | 40 x 50 |
| 3300 | 380LX332M200A082 | 0.065 | 0.037 | 6.40 | 9.00 | 35 x 80 |
| 3300 | 382LX332M200N062 | 0.065 | 0.037 | 6.30 | 8.90 | 40 x 63 |
| 3900 | 380LX392M200A082 | 0.055 | 0.030 | 6.60 | 9.25 | 35 x 80 |
| 3900 | 382LX392M200N062 | 0.055 | 0.030 | 6.80 | 9.50 | 40 x 63 |
| 3900 | 382LX392M200B052V | 0.055 | 0.030 | 8.22 | 9.45 | 50 x 50 |
| 4700 | 382LX472M200N082 | 0.046 | 0.025 | 8.38 | 11.73 | 40 x 80 |
| 4700 | 382LX472M200B062V | 0.046 | 0.025 | 9.32 | 13.05 | 50 x 63 |
| 5600 | 380LX562M200A102 | 0.038 | 0.021 | 8.90 | 12.46 | 35 x 105 |
| 6800 | 382LX682M200N102 | 0.032 | 0.017 | 8.65 | 12.11 | 40 x 105 |
| 6800 | 382LX682M200B082V | 0.032 | 0.017 | 11.41 | 15.97 | 50 x 80 |
| 7500 | 382LX752M200B092V | 0.029 | 0.016 | 12.28 | 17.19 | 50 x 92 |
| 8200 | 382LX822M200B102V | 0.026 | 0.014 | 13.16 | 18.42 | 50 x 105 |
| 250 Vdc (300 Vdc Surge) | | | | | | |
| 120 | 380LX121M250H202 | 1.658 | 0.846 | 0.50 | 0.60 | 22 x 20 |
| 120 | 380LX121M250H012 | 1.520 | 0.610 | 0.71 | 1.00 | 22 x 25 |
| 150 | 380LX151M250H012 | 1.220 | 0.490 | 0.90 | 1.25 | 22 x 25 |
| 150 | 380LX151M250J202 | 1.326 | 0.530 | 0.70 | 0.90 | 25 x 20 |
| 180 | 380LX181M250H012 | 0.920 | 0.370 | 1.10 | 1.50 | 22 x 25 |
| 220 | 380LX221M250H012 | 0.754 | 0.301 | 1.17 | 1.64 | 22 x 25 |
| 220 | 380LX221M250K202 | 0.830 | 0.330 | 0.90 | 1.20 | 30 x 20 |
| 270 | 380LX271M250H022 | 0.620 | 0.250 | 1.30 | 1.80 | 22 x 30 |
| 270 | 380LX271M250J012 | 0.620 | 0.250 | 1.30 | 1.80 | 25 x 25 |
| 330 | 380LX331M250H032 | 0.550 | 0.220 | 1.80 | 2.50 | 22 x 35 |
| 330 | 380LX331M250J022 | 0.550 | 0.220 | 1.80 | 2.50 | 25 x 30 |
| 330 | 380LX331M250K012 | 0.550 | 0.220 | 1.80 | 2.50 | 30 x 25 |
| 330 | 380LX331M250A202 | 0.550 | 0.220 | 1.10 | 1.50 | 35 x 20 |
| 390 | 380LX391M250H042 | 0.510 | 0.260 | 1.90 | 2.70 | 22 x 40 |
| 390 | 380LX391M250J022 | 0.468 | 0.187 | 1.91 | 2.67 | 25 x 30 |
| 390 | 380LX391M250K012 | 0.510 | 0.260 | 1.90 | 2.70 | 30 x 25 |
| 470 | 380LX471M250H452 | 0.390 | 0.155 | 2.10 | 3.00 | 22 x 45 |
| 470 | 380LX471M250J032 | 0.390 | 0.155 | 2.10 | 3.00 | 25 x 35 |
| 470 | 380LX471M250K012 | 0.353 | 0.141 | 2.10 | 3.00 | 30 x 25 |

| Cap. (µF) | Catalog Part Number | Max. ESR Ω@ 25 °C | | Ripple Amps Max. @ 85 °C | | Nominal Size D x L (mm) |
|--------------------------------|---------------------|----------------------|--------|-----------------------------|--------|-------------------------------|
| | | 120 Hz | 20 kHz | 120 Hz | 20 kHz | |
| 250 Vdc (300 Vdc Surge) | | | | | | |
| 560 | 380LX561M250J042 | 0.326 | 0.130 | 2.30 | 3.20 | 25 x 40 |
| 560 | 380LX561M250K022 | 0.326 | 0.130 | 2.30 | 3.20 | 30 x 30 |
| 560 | 380LX561M250A012 | 0.326 | 0.130 | 2.30 | 3.20 | 35 x 25 |
| 680 | 380LX681M250J452 | 0.268 | 0.107 | 2.50 | 3.50 | 25 x 45 |
| 680 | 380LX681M250K032 | 0.268 | 0.107 | 2.50 | 3.50 | 30 x 35 |
| 680 | 380LX681M250A022 | 0.293 | 0.149 | 2.50 | 3.50 | 35 x 30 |
| 820 | 380LX821M250K042 | 0.222 | 0.089 | 2.80 | 3.90 | 30 x 40 |
| 820 | 380LX821M250A022 | 0.222 | 0.089 | 2.80 | 3.90 | 35 x 30 |
| 1000 | 380LX102M250K452 | 0.182 | 0.073 | 3.32 | 4.65 | 30 x 45 |
| 1000 | 380LX102M250A032 | 0.182 | 0.073 | 3.32 | 4.65 | 35 x 35 |
| 1200 | 380LX122M250A042 | 0.166 | 0.083 | 3.53 | 4.94 | 35 x 40 |
| 1500 | 380LX152M250A052 | 0.133 | 0.068 | 4.00 | 5.70 | 35 x 50 |
| 1500 | 382LX152M250N042 | 0.133 | 0.066 | 4.04 | 5.66 | 40 x 40 |
| 1800 | 380LX182M250A062 | 0.110 | 0.055 | 4.50 | 6.30 | 35 x 63 |
| 1800 | 382LX182M250N052 | 0.110 | 0.055 | 4.50 | 6.30 | 40 x 50 |
| 1800 | 382L182M250N062 | 0.062 | 0.030 | 4.80 | 6.40 | 40 x 63 |
| 2200 | 380LX222M250A062 | 0.090 | 0.045 | 4.70 | 6.60 | 35 x 63 |
| 2200 | 380LX222M250A082 | 0.090 | 0.045 | 4.90 | 6.90 | 35 x 80 |
| 2200 | 382LX222M250N062 | 0.090 | 0.045 | 4.90 | 6.90 | 40 x 63 |
| 2700 | 380LX272M250A082 | 0.074 | 0.037 | 5.60 | 7.90 | 35 x 80 |
| 2700 | 382LX272M250N062 | 0.074 | 0.037 | 5.80 | 8.10 | 40 x 63 |
| 2700 | 382L272M250N082 | 0.043 | 0.021 | 6.30 | 8.40 | 40 x 80 |
| 2700 | 382LX272M250B052V | 0.074 | 0.037 | 6.77 | 7.79 | 50 x 50 |
| 3300 | 382LX332M250N082 | 0.060 | 0.030 | 7.00 | 9.80 | 40 x 80 |
| 3300 | 382LX332M250B062V | 0.060 | 0.030 | 7.79 | 10.91 | 50 x 63 |
| 3900 | 380LX392M250A102 | 0.051 | 0.026 | 7.47 | 10.46 | 35 x 105 |
| 3900 | 382LX392M250N082 | 0.051 | 0.026 | 7.35 | 10.30 | 40 x 80 |
| 4700 | 382LX472M250N102 | 0.042 | 0.021 | 8.88 | 12.43 | 40 x 105 |
| 4700 | 382LX472M250B082V | 0.042 | 0.021 | 9.65 | 13.51 | 50 x 80 |
| 5600 | 382LX562M250B092V | 0.036 | 0.018 | 10.80 | 15.12 | 50 x 92 |
| 6800 | 382LX682M250B102V | 0.029 | 0.015 | 12.16 | 17.02 | 50 x 105 |
| 315 Vdc (365 Vdc Surge) | | | | | | |
| 100 | 380LX101M315H012 | 1.989 | 1.015 | 0.90 | 1.30 | 22 x 25 |
| 120 | 380LX121M315H022 | 1.658 | 0.856 | 1.00 | 1.40 | 22 x 30 |
| 120 | 380LX121M315J012 | 1.658 | 0.856 | 1.00 | 1.40 | 25 x 25 |
| 150 | 380LX151M315H022 | 1.326 | 0.677 | 1.10 | 1.60 | 22 x 30 |
| 150 | 380LX151M315J012 | 1.326 | 0.677 | 1.10 | 1.60 | 25 x 25 |
| 180 | 380LX181M315H032 | 1.105 | 0.546 | 1.20 | 1.70 | 22 x 35 |
| 180 | 380LX181M315J022 | 1.105 | 0.546 | 1.20 | 1.70 | 25 x 30 |
| 180 | 380LX181M315K012 | 1.105 | 0.546 | 1.20 | 1.70 | 30 x 25 |
| 220 | 380LX221M315H042 | 0.904 | 0.461 | 1.40 | 2.00 | 22 x 40 |
| 220 | 380LX221M315J032 | 0.904 | 0.461 | 1.40 | 2.00 | 25 x 35 |

Type 380LX / 382LX 85 °C High Capacitance, Snap-In Aluminum

2, 4 and 5 pin styles available

| Cap. (µF) | Catalog Part Number | Max. ESR Ω@ 25 °C | | Ripple Amps Max. @ 85 °C | | Nominal Size D x L (mm) | Cap. (µF) | Catalog Part Number | Max. ESR Ω@ 25 °C | | Ripple Amps Max. @ 85 °C | | Nominal Size D x L (mm) |
|--------------------------------|---------------------|----------------------|--------|-----------------------------|--------|-------------------------------|--------------------------------|---------------------|----------------------|--------|-----------------------------|--------|-------------------------------|
| | | 120 Hz | 20 kHz | 120 Hz | 20 kHz | | | | 120 Hz | 20 kHz | 120 Hz | 20 kHz | |
| 315 Vdc (365 Vdc Surge) | | | | | | | 350 Vdc (400 Vdc Surge) | | | | | | |
| 220 | 380LX221M315K012 | 0.904 | 0.461 | 1.40 | 2.00 | 30 x 25 | 330 | 380LX331M350A022 | 0.500 | 0.180 | 1.90 | 2.60 | 35 x 30 |
| 270 | 380LX271M315H452 | 0.737 | 0.376 | 1.60 | 2.20 | 22 x 45 | 390 | 380LX391M350J052 | 0.425 | 0.149 | 2.06 | 2.88 | 25 x 50 |
| 270 | 380LX271M315J042 | 0.737 | 0.376 | 1.60 | 2.20 | 25 x 40 | 390 | 380LX391M350K042 | 0.425 | 0.149 | 2.06 | 2.88 | 30 x 40 |
| 270 | 380LX271M315K022 | 0.737 | 0.376 | 1.60 | 2.20 | 30 x 30 | 390 | 380LX391M350A022 | 0.425 | 0.149 | 2.06 | 2.88 | 35 x 30 |
| 330 | 380LX331M315J452 | 0.603 | 0.308 | 1.80 | 2.50 | 25 x 45 | 470 | 380LX471M350K052 | 0.390 | 0.140 | 2.40 | 3.40 | 30 x 50 |
| 330 | 380LX331M315K022 | 0.603 | 0.308 | 1.80 | 2.50 | 30 x 30 | 470 | 380LX471M350A032 | 0.390 | 0.140 | 2.40 | 3.40 | 35 x 35 |
| 330 | 380LX331M315A012 | 0.603 | 0.308 | 1.80 | 2.50 | 35 x 25 | 560 | 380LX561M350K052 | 0.326 | 0.114 | 2.60 | 3.64 | 30 x 50 |
| 390 | 380LX391M315J052 | 0.510 | 0.260 | 2.00 | 2.80 | 25 x 50 | 560 | 380LX561M350A042 | 0.326 | 0.114 | 2.60 | 3.64 | 35 x 40 |
| 390 | 380LX391M315K032 | 0.510 | 0.260 | 2.00 | 2.80 | 30 x 35 | 680 | 380LX681M350A452 | 0.293 | 0.117 | 2.96 | 4.14 | 35 x 45 |
| 390 | 380LX391M315A022 | 0.510 | 0.260 | 2.00 | 2.80 | 35 x 30 | 680 | 382LX681M350N042 | 0.293 | 0.117 | 3.00 | 4.10 | 40 x 40 |
| 470 | 380LX471M315K042 | 0.423 | 0.216 | 2.30 | 3.20 | 30 x 40 | 820 | 380LX821M350A052 | 0.243 | 0.097 | 3.55 | 4.97 | 35 x 50 |
| 470 | 380LX471M315A032 | 0.423 | 0.216 | 2.30 | 3.20 | 35 x 35 | 1000 | 380LX102M350A062 | 0.250 | 0.110 | 3.80 | 5.30 | 35 x 63 |
| 560 | 380LX561M315K452 | 0.355 | 0.181 | 2.60 | 3.60 | 30 x 45 | 1000 | 382LX102M350N052 | 0.250 | 0.110 | 3.80 | 5.30 | 40 x 50 |
| 560 | 380LX561M315A032 | 0.355 | 0.181 | 2.60 | 3.60 | 35 x 35 | 1200 | 380LX122M350A082 | 0.210 | 0.095 | 4.40 | 6.20 | 35 x 80 |
| 680 | 380LX681M315A452 | 0.293 | 0.149 | 2.90 | 4.00 | 35 x 45 | 1200 | 382LX122M350N062 | 0.210 | 0.095 | 4.40 | 6.20 | 40 x 63 |
| 820 | 380LX821M315A052 | 0.243 | 0.124 | 3.30 | 4.60 | 35 x 50 | 1200 | 382LX122M350B052V | 0.207 | 0.093 | 5.18 | 5.96 | 50 x 50 |
| 1000 | 380L102M315A062 | 0.218 | 0.129 | 2.70 | 3.60 | 35 x 63 | 1500 | 382LX152M350B062V | 0.166 | 0.075 | 6.01 | 8.41 | 50 x 63 |
| 1200 | 380L122M315A072 | 0.182 | 0.107 | 3.20 | 4.20 | 35 x 70 | 1800 | 380LX182M350A102 | 0.138 | 0.062 | 5.79 | 8.11 | 35 x 105 |
| 1200 | 382L122M315N052 | 0.202 | 0.122 | 2.90 | 3.90 | 40 x 50 | 1800 | 382LX182M350N082 | 0.138 | 0.062 | 5.85 | 8.20 | 40 x 80 |
| 1500 | 380L152M315A082 | 0.153 | 0.090 | 3.60 | 4.80 | 35 x 80 | 1800 | 382LX182M350B082V | 0.138 | 0.062 | 6.89 | 9.65 | 50 x 80 |
| 1500 | 382L152M315N062 | 0.162 | 0.098 | 3.40 | 4.50 | 40 x 63 | 2200 | 382LX222M350N102 | 0.113 | 0.051 | 6.91 | 9.67 | 40 x 105 |
| 1800 | 382L182M315N082 | 0.113 | 0.069 | 4.50 | 6.00 | 40 x 80 | 2200 | 382LX222M350B092V | 0.113 | 0.051 | 7.79 | 10.91 | 50 x 92 |
| 350 Vdc (400 Vdc Surge) | | | | | | | 2700 | 382LX272M350B102V | 0.092 | 0.041 | 8.80 | 12.32 | 50 x 105 |
| 82 | 380LX820M350H012 | 2.022 | 0.708 | 0.83 | 1.16 | 22 x 25 | 400 Vdc (450 Vdc Surge) | | | | | | |
| 100 | 380LX101M350H022 | 1.660 | 0.580 | 0.90 | 1.30 | 22 x 30 | 47 | 380LX470M400H202 | 3.530 | 1.240 | 0.25 | 0.35 | 22 x 20 |
| 120 | 380LX121M350H022 | 1.382 | 0.484 | 1.00 | 1.40 | 22 x 30 | 47 | 380LX470M400H012 | 3.530 | 1.240 | 0.47 | 0.66 | 22 x 25 |
| 120 | 380LX121M350J012 | 1.382 | 0.484 | 1.00 | 1.40 | 25 x 25 | 68 | 380LX680M400H012 | 2.440 | 0.850 | 0.70 | 0.97 | 22 x 25 |
| 150 | 380LX151M350H032 | 1.110 | 0.390 | 1.10 | 1.60 | 22 x 35 | 68 | 380LX680M400J202 | 2.930 | 1.000 | 0.35 | 0.50 | 25 x 20 |
| 150 | 380LX151M350J012 | 1.110 | 0.390 | 1.10 | 1.60 | 25 x 25 | 82 | 380LX820M400H012 | 2.000 | 0.710 | 0.80 | 1.20 | 22 x 25 |
| 150 | 380LX151M350K012 | 1.110 | 0.390 | 1.10 | 1.60 | 30 x 25 | 100 | 380LX101M400H022 | 1.650 | 0.580 | 0.90 | 1.30 | 22 x 30 |
| 180 | 380LX181M350H042 | 0.920 | 0.320 | 1.20 | 1.70 | 22 x 40 | 100 | 380LX101M400J012 | 1.650 | 0.580 | 0.90 | 1.30 | 25 x 25 |
| 180 | 380LX181M350J022 | 0.920 | 0.320 | 1.22 | 1.70 | 25 x 30 | 100 | 380LX101M400K202 | 1.990 | 0.700 | 0.50 | 0.70 | 30 x 20 |
| 180 | 380LX181M350K012 | 0.920 | 0.320 | 1.20 | 1.70 | 30 x 25 | 120 | 380LX121M400H032 | 1.380 | 0.490 | 1.00 | 1.40 | 22 x 35 |
| 220 | 380LX221M350H452 | 0.750 | 0.260 | 1.44 | 2.00 | 22 x 45 | 120 | 380LX121M400J012 | 1.380 | 0.490 | 1.02 | 1.43 | 25 x 25 |
| 220 | 380LX221M350J032 | 0.750 | 0.260 | 1.44 | 2.00 | 25 x 35 | 150 | 380LX151M400H042 | 1.100 | 0.390 | 1.20 | 1.60 | 22 x 40 |
| 220 | 380LX221M350K012 | 0.750 | 0.260 | 1.44 | 2.00 | 30 x 25 | 150 | 380LX151M400J022 | 1.100 | 0.390 | 1.20 | 1.60 | 25 x 30 |
| 220 | 380LX221M350A012 | 0.750 | 0.260 | 1.44 | 2.00 | 35 x 25 | 150 | 380LX151M400K012 | 1.100 | 0.390 | 1.20 | 1.60 | 30 x 25 |
| 270 | 380LX271M350J042 | 0.614 | 0.215 | 1.66 | 2.32 | 25 x 40 | 150 | 380LX151M400A202 | 1.330 | 0.470 | 0.60 | 0.80 | 35 x 20 |
| 270 | 380LX271M350K022 | 0.614 | 0.215 | 1.66 | 2.32 | 30 x 30 | 180 | 380LX181M400H452 | 0.920 | 0.320 | 1.40 | 2.00 | 22 x 45 |
| 270 | 380LX271M350A012 | 0.614 | 0.215 | 1.66 | 2.32 | 35 x 25 | 180 | 380LX181M400J022 | 0.920 | 0.320 | 1.40 | 2.00 | 25 x 30 |
| 270 | 380LX271M350A012 | 0.614 | 0.215 | 1.70 | 2.30 | 35 x 25 | 220 | 380LX221M400H052 | 0.750 | 0.260 | 1.50 | 2.10 | 22 x 50 |
| 330 | 380LX331M350J052 | 0.500 | 0.180 | 1.90 | 2.60 | 25 x 50 | 220 | 380LX221M400J042 | 0.750 | 0.260 | 1.50 | 2.10 | 25 x 40 |
| 330 | 380LX331M350K032 | 0.500 | 0.180 | 1.90 | 2.60 | 30 x 35 | 220 | 380LX221M400K022 | 0.750 | 0.260 | 1.50 | 2.10 | 30 x 30 |

Type 380LX / 382LX 85 °C High Capacitance, Snap-In Aluminum

2, 4 and 5 pin styles available

| Cap. (µF) | Catalog Part Number | Max. ESR Ω@ 25 °C | | Ripple Amps Max. @ 85 °C | | Nominal Size D x L (mm) | Cap. (µF) | Catalog Part Number | Max. ESR Ω@ 25 °C | | Ripple Amps Max. @ 85 °C | | Nominal Size D x L (mm) |
|--------------------------------|---------------------|----------------------|--------|-----------------------------|--------|-------------------------------|--------------------------------|---------------------|----------------------|--------|-----------------------------|--------|-------------------------------|
| | | 120 Hz | 20 kHz | 120 Hz | 20 kHz | | | | 120 Hz | 20 kHz | 120 Hz | 20 kHz | |
| 400 Vdc (450 Vdc Surge) | | | | | | | 420 Vdc (470 Vdc Surge) | | | | | | |
| 270 | 380LX271M400J452 | 0.680 | 0.240 | 1.70 | 2.30 | 25 x 45 | 330 | 380LX331M420K452 | 0.600 | 0.210 | 1.90 | 2.68 | 30 x 45 |
| 270 | 380LX271M400K032 | 0.680 | 0.240 | 1.70 | 2.30 | 30 x 35 | 330 | 380LX331M420A032 | 0.600 | 0.210 | 1.90 | 2.68 | 35 x 35 |
| 270 | 380LX271M400A022 | 0.680 | 0.240 | 1.70 | 2.30 | 35 x 30 | 390 | 380LX391M420K052 | 0.500 | 0.180 | 2.10 | 3.00 | 30 x 50 |
| 330 | 380LX331M400K042 | 0.550 | 0.200 | 1.90 | 2.70 | 30 x 40 | 390 | 380LX391M420A042 | 0.500 | 0.180 | 2.10 | 3.00 | 35 x 40 |
| 330 | 380LX331M400A022 | 0.550 | 0.200 | 1.90 | 2.70 | 35 x 30 | 470 | 380LX471M420A452 | 0.420 | 0.150 | 2.40 | 3.35 | 35 x 45 |
| 390 | 380LX391M400K452 | 0.470 | 0.160 | 2.10 | 3.00 | 30 x 45 | 560 | 380LX561M420A052 | 0.355 | 0.125 | 2.70 | 3.80 | 35 x 50 |
| 390 | 380LX391M400A032 | 0.470 | 0.160 | 2.10 | 3.00 | 35 x 35 | 450 Vdc (500 Vdc Surge) | | | | | | |
| 470 | 380LX471M400A042 | 0.388 | 0.136 | 2.39 | 3.35 | 35 x 40 | 33 | 380LX330M450H202 | 6.029 | 2.400 | 0.20 | 0.30 | 22 x 20 |
| 560 | 380LX561M400A452 | 0.326 | 0.114 | 2.69 | 3.77 | 35 x 45 | 33 | 380LX330M450H012 | 6.029 | 2.400 | 0.40 | 0.57 | 22 x 25 |
| 560 | 382LX561M400N042 | 0.326 | 0.114 | 2.70 | 3.80 | 40 x 40 | 47 | 380LX470M450H012 | 4.230 | 1.690 | 0.59 | 0.83 | 22 x 25 |
| 680 | 380LX681M400A052 | 0.270 | 0.095 | 3.00 | 4.20 | 35 x 50 | 47 | 380LX470M450J202 | 4.230 | 1.690 | 0.30 | 0.40 | 25 x 20 |
| 680 | 382LX681M400N052 | 0.270 | 0.095 | 3.40 | 4.70 | 40 x 50 | 56 | 380LX560M450H012 | 3.000 | 1.190 | 0.70 | 1.00 | 22 x 25 |
| 820 | 380LX821M400A062 | 0.222 | 0.078 | 3.55 | 4.97 | 35 x 63 | 68 | 380LX680M450H022 | 2.926 | 1.170 | 0.80 | 1.10 | 22 x 30 |
| 820 | 382LX821M400N052 | 0.222 | 0.078 | 3.40 | 4.70 | 40 x 50 | 68 | 380LX680M450K202 | 2.926 | 1.170 | 0.40 | 0.50 | 30 x 20 |
| 1000 | 380L102M400A082 | 0.179 | 0.099 | 3.60 | 4.80 | 35 x 80 | 82 | 380LX820M450H022 | 2.000 | 0.810 | 0.80 | 1.20 | 22 x 30 |
| 1000 | 382LX102M400N062 | 0.199 | 0.127 | 4.20 | 5.80 | 40 x 63 | 82 | 380LX820M450J012 | 2.000 | 0.810 | 0.80 | 1.20 | 25 x 25 |
| 1000 | 382LX102M400B052V | 0.199 | 0.080 | 4.76 | 5.47 | 50 x 50 | 100 | 380LX101M450H032 | 1.660 | 0.660 | 0.90 | 1.30 | 22 x 35 |
| 1200 | 380LX122M400A082 | 0.152 | 0.053 | 4.52 | 6.33 | 35 x 80 | 100 | 380LX101M450J022 | 1.660 | 0.660 | 0.90 | 1.30 | 25 x 30 |
| 1200 | 382LX122M400N062 | 0.152 | 0.053 | 4.52 | 6.33 | 40 x 63 | 100 | 380LX101M450K012 | 1.989 | 1.015 | 0.90 | 1.30 | 30 x 25 |
| 1200 | 382LX122M400B062V | 0.166 | 0.066 | 5.47 | 7.66 | 50 x 63 | 100 | 380LX101M450A202 | 1.989 | 1.015 | 0.50 | 0.70 | 35 x 20 |
| 1500 | 380LX152M400A102 | 0.122 | 0.043 | 5.44 | 7.62 | 35 x 105 | 120 | 380LX121M450H042 | 1.380 | 0.550 | 1.00 | 1.50 | 22 x 40 |
| 1500 | 382LX152M400N082 | 0.122 | 0.043 | 5.50 | 7.70 | 40 x 80 | 120 | 380LX121M450J022 | 1.380 | 0.550 | 1.00 | 1.50 | 25 x 30 |
| 1500 | 382LX152M400B082V | 0.133 | 0.053 | 6.47 | 9.06 | 50 x 80 | 120 | 380LX121M450K012 | 1.380 | 0.550 | 1.00 | 1.50 | 30 x 25 |
| 1800 | 382LX182M400N102 | 0.101 | 0.035 | 6.53 | 9.14 | 40 x 105 | 150 | 380LX151M450H052 | 1.100 | 0.440 | 1.20 | 1.70 | 22 x 50 |
| 1800 | 382LX182M400B092V | 0.111 | 0.044 | 7.35 | 10.29 | 50 x 92 | 150 | 380LX151M450J042 | 1.100 | 0.440 | 1.20 | 1.70 | 25 x 40 |
| 2200 | 382LX222M400B102V | 0.090 | 0.036 | 8.43 | 11.80 | 50 x 105 | 150 | 380LX151M450K022 | 1.100 | 0.440 | 1.20 | 1.70 | 30 x 30 |
| 420 Vdc (470 Vdc Surge) | | | | | | | 180 | 380LX181M450J042 | 0.921 | 0.368 | 1.35 | 1.89 | 25 x 40 |
| 82 | 380LX820M420H022 | 2.430 | 0.850 | 0.80 | 1.15 | 22 x 30 | 180 | 380LX181M450K022 | 0.921 | 0.368 | 1.35 | 1.89 | 30 x 30 |
| 100 | 380LX101M420H022 | 2.000 | 0.700 | 0.90 | 1.30 | 22 x 30 | 180 | 380LX181M450A012 | 0.921 | 0.368 | 1.40 | 1.90 | 35 x 25 |
| 100 | 380LX101M420J012 | 2.000 | 0.700 | 0.90 | 1.30 | 25 x 25 | 220 | 380LX221M450J452 | 0.754 | 0.301 | 1.55 | 2.17 | 25 x 45 |
| 120 | 380LX121M420H032 | 1.660 | 0.590 | 1.00 | 1.40 | 22 x 35 | 220 | 380LX221M450K032 | 0.754 | 0.301 | 1.55 | 2.17 | 30 x 35 |
| 120 | 380LX121M420J022 | 1.660 | 0.590 | 1.00 | 1.40 | 25 x 30 | 220 | 380LX221M450A022 | 0.904 | 0.461 | 1.60 | 2.20 | 35 x 30 |
| 150 | 380LX151M420H042 | 1.330 | 0.450 | 1.15 | 1.60 | 22 x 40 | 270 | 380LX271M450K452 | 0.680 | 0.270 | 1.80 | 2.50 | 30 x 45 |
| 150 | 380LX151M420J022 | 1.330 | 0.450 | 1.15 | 1.60 | 25 x 30 | 270 | 380LX271M450A022 | 0.680 | 0.270 | 1.80 | 2.50 | 35 x 30 |
| 150 | 380LX151M420K012 | 1.330 | 0.450 | 1.15 | 1.60 | 30 x 25 | 330 | 380LX331M450K052 | 0.550 | 0.250 | 2.00 | 2.80 | 30 x 50 |
| 180 | 380LX181M420J012 | 1.100 | 0.390 | 1.45 | 2.00 | 22 x 45 | 330 | 380LX331M450A032 | 0.553 | 0.221 | 2.01 | 2.81 | 35 x 35 |
| 180 | 380LX181M420J032 | 1.100 | 0.390 | 1.45 | 2.00 | 25 x 35 | 390 | 380LX391M450A452 | 0.510 | 0.260 | 2.20 | 3.10 | 35 x 45 |
| 180 | 380LX181M420K022 | 1.100 | 0.390 | 1.45 | 2.00 | 30 x 30 | 470 | 380LX471M450A452 | 0.423 | 0.233 | 2.53 | 3.54 | 35 x 45 |
| 220 | 380LX221M420J452 | 0.900 | 0.320 | 1.50 | 2.10 | 25 x 45 | 470 | 382LX471M450N042 | 0.423 | 0.233 | 2.53 | 3.54 | 40 x 40 |
| 220 | 380LX221M420K022 | 0.900 | 0.320 | 1.50 | 2.10 | 30 x 30 | 560 | 380LX561M450A052 | 0.355 | 0.171 | 2.50 | 3.50 | 35 x 50 |
| 220 | 380LX221M420A012 | 0.900 | 0.320 | 1.50 | 2.10 | 35 x 25 | 560 | 380LX561M450A062 | 0.355 | 0.195 | 2.90 | 4.10 | 35 x 63 |
| 270 | 380LX271M420J052 | 0.740 | 0.260 | 1.70 | 2.30 | 25 x 50 | 680 | 380L681M450A072 | 0.226 | 0.120 | 3.20 | 4.20 | 35 x 70 |
| 270 | 380LX271M420K032 | 0.740 | 0.260 | 1.70 | 2.30 | 30 x 35 | 680 | 382LX681M450N052 | 0.290 | 0.160 | 3.15 | 4.40 | 40 x 50 |
| 270 | 380LX271M420A022 | 0.740 | 0.260 | 1.70 | 1.93 | 35 x 30 | 680 | 382L681M450N062 | 0.201 | 0.109 | 3.40 | 4.50 | 40 x 63 |

Type 380LX / 382LX 85 °C High Capacitance, Snap-In Aluminum

2, 4 and 5 pin styles available

| Cap. (μ F) | Catalog Part Number | Max. ESR | | Ripple Amps | | Nominal Size D x L (mm) |
|--------------------------------|---------------------|------------------|--------|--------------|--------|-------------------------------|
| | | Ω @ 25 °C | | Max. @ 85 °C | | |
| | | 120 Hz | 20 kHz | 120 Hz | 20 kHz | |
| 450 Vdc (500 Vdc Surge) | | | | | | |
| 820 | 382LX821M450N062 | 0.243 | 0.133 | 3.70 | 5.20 | 40 x 63 |
| 820 | 380LX821M450A082 | 0.243 | 0.133 | 3.80 | 5.30 | 35 x 80 |
| 820 | 382LX821M450B052V | 0.263 | 0.145 | 4.31 | 4.96 | 50 x 50 |
| 1000 | 382LX102M450N082 | 0.216 | 0.119 | 4.20 | 5.90 | 40 x 80 |
| 1000 | 382LX102M450B062V | 0.216 | 0.119 | 4.96 | 6.94 | 50 x 63 |
| 1200 | 380LX122M450A102 | 0.166 | 0.091 | 4.80 | 6.72 | 35 x 105 |
| 1200 | 382LX122M450N082 | 0.166 | 0.091 | 4.85 | 6.80 | 40 x 80 |
| 1200 | 382LX122M450B082V | 0.180 | 0.099 | 5.71 | 7.99 | 50 x 80 |
| 1500 | 382LX152M450N102 | 0.133 | 0.073 | 5.81 | 8.13 | 40 x 105 |
| 1500 | 382LX152M450B092V | 0.144 | 0.079 | 6.55 | 9.17 | 50 x 92 |
| 1800 | 382LX182M450B102V | 0.120 | 0.066 | 7.38 | 10.30 | 50 x 105 |
| 500 Vdc (550 Vdc Surge) | | | | | | |
| 33 | 380LX330M500H012 | 4.420 | 2.652 | 0.60 | 0.80 | 22 x 25 |
| 47 | 380LX470M500H012 | 3.500 | 2.100 | 0.63 | 0.88 | 22 x 25 |
| 56 | 380LX560M500H022 | 2.980 | 1.788 | 0.70 | 0.98 | 22 x 30 |
| 68 | 380LX680M500H032 | 2.720 | 1.632 | 0.78 | 1.09 | 22 x 35 |
| 68 | 380LX680M500J012 | 2.720 | 1.632 | 0.78 | 1.09 | 25 x 25 |
| 82 | 380LX820M500H042 | 2.455 | 1.473 | 0.88 | 1.23 | 22 x 40 |
| 82 | 380LX820M500J022 | 2.455 | 1.473 | 0.88 | 1.23 | 25 x 30 |
| 82 | 380LX820M500K012 | 2.455 | 1.473 | 0.90 | 1.20 | 30 x 25 |
| 100 | 380LX101M500H452 | 2.013 | 1.208 | 0.99 | 1.39 | 22 x 45 |
| 100 | 380LX101M500J032 | 2.013 | 1.208 | 0.99 | 1.39 | 25 x 35 |
| 100 | 380LX101M500J042 | 2.013 | 1.208 | 1.10 | 1.50 | 25 x 40 |
| 100 | 380LX101M500K022 | 2.013 | 1.208 | 1.10 | 1.50 | 30 x 30 |
| 100 | 380LX101M500A012 | 2.013 | 1.208 | 1.10 | 1.50 | 35 x 25 |
| 120 | 380LX121M500H052 | 1.678 | 1.007 | 1.13 | 1.58 | 22 x 50 |
| 120 | 380LX121M500J042 | 1.678 | 1.007 | 1.13 | 1.58 | 25 x 40 |
| 120 | 380LX121M500K022 | 1.678 | 1.007 | 1.13 | 1.58 | 30 x 30 |
| 120 | 380LX121M500K032 | 1.678 | 1.007 | 1.40 | 1.90 | 30 x 35 |
| 120 | 380LX121M500A022 | 1.678 | 1.007 | 1.40 | 1.90 | 35 x 30 |
| 150 | 380LX151M500J452 | 1.105 | 0.442 | 1.29 | 1.80 | 25 x 45 |
| 150 | 380LX151M500J052 | 0.945 | 0.585 | 1.40 | 1.90 | 25 x 50 |
| 150 | 380LX151M500K032 | 1.105 | 0.442 | 1.29 | 1.80 | 30 x 35 |
| 150 | 380LX151M500K042 | 0.926 | 0.562 | 1.60 | 2.20 | 30 x 40 |

| Cap. (μ F) | Catalog Part Number | Max. ESR | | Ripple Amps | | Nominal Size D x L (mm) |
|--------------------------------|---------------------|------------------|--------|--------------|--------|-------------------------------|
| | | Ω @ 25 °C | | Max. @ 85 °C | | |
| | | 120 Hz | 20 kHz | 120 Hz | 20 kHz | |
| 500 Vdc (550 Vdc Surge) | | | | | | |
| 150 | 380LX151M500A012 | 1.342 | 0.805 | 1.29 | 1.80 | 35 x 25 |
| 180 | 380LX181M500J052 | 0.920 | 0.368 | 1.38 | 1.93 | 25 x 50 |
| 180 | 380LX181M500K042 | 0.920 | 0.368 | 1.38 | 1.93 | 30 x 40 |
| 180 | 380LX181M500A022 | 1.119 | 0.671 | 1.38 | 1.93 | 35 x 30 |
| 180 | 380LX181M500A032 | 1.119 | 0.671 | 1.60 | 2.20 | 35 x 35 |
| 220 | 380LX221M500K452 | 0.754 | 0.339 | 1.50 | 2.10 | 30 x 45 |
| 220 | 380LX221M500K052 | 0.654 | 0.397 | 2.00 | 2.70 | 30 x 50 |
| 220 | 380LX221M500A032 | 0.915 | 0.549 | 1.50 | 2.10 | 35 x 35 |
| 220 | 380LX221M500A042 | 0.915 | 0.549 | 1.90 | 2.50 | 35 x 40 |
| 270 | 380LX271M500A042 | 0.746 | 0.447 | 1.76 | 2.46 | 35 x 40 |
| 270 | 380LX271M500A052 | 0.746 | 0.447 | 2.30 | 3.10 | 35 x 50 |
| 270 | 382L271M500N042 | 0.746 | 0.447 | 2.40 | 3.20 | 40 x 40 |
| 330 | 380LX331M500A452 | 0.610 | 0.366 | 1.99 | 2.79 | 35 x 45 |
| 330 | 382LX331M500N042 | 0.610 | 0.366 | 2.16 | 3.00 | 40 x 40 |
| 390 | 380LX391M500A052 | 0.516 | 0.310 | 2.22 | 3.11 | 35 x 50 |
| 390 | 380LX391M500A062 | 0.516 | 0.310 | 2.70 | 3.60 | 35 x 63 |
| 390 | 382L391M500N052 | 0.516 | 0.310 | 2.90 | 3.90 | 40 x 50 |
| 470 | 380LX471M500A062 | 0.428 | 0.257 | 2.58 | 3.61 | 35 x 63 |
| 470 | 380LX471M500A072 | 0.428 | 0.257 | 3.20 | 4.20 | 35 x 70 |
| 470 | 382LX471M500N052 | 0.428 | 0.257 | 2.70 | 3.78 | 40 x 50 |
| 470 | 382L471M500N062 | 0.428 | 0.257 | 3.40 | 4.50 | 40 x 63 |
| 560 | 380LX561M500A082 | 0.360 | 0.216 | 3.60 | 4.80 | 35 x 80 |
| 560 | 382LX561M500N062 | 0.360 | 0.216 | 3.11 | 4.35 | 40 x 63 |
| 560 | 382LX561M500B052V | 0.360 | 0.216 | 3.52 | 4.05 | 50 x 50 |
| 680 | 382L681M500N082 | 0.296 | 0.178 | 4.50 | 6.00 | 40 x 80 |
| 680 | 380LX681M500A082 | 0.296 | 0.178 | 3.21 | 4.49 | 35 x 80 |
| 680 | 382LX681M500B062V | 0.296 | 0.178 | 4.07 | 5.70 | 50 x 63 |
| 820 | 380LX821M500A102 | 0.246 | 0.147 | 3.97 | 5.56 | 35 x 105 |
| 820 | 382LX821M500N082 | 0.246 | 0.147 | 3.88 | 5.43 | 40 x 80 |
| 1000 | 382LX102M500B082V | 0.201 | 0.121 | 5.05 | 7.07 | 50 x 80 |
| 1200 | 382LX122M500N102 | 0.168 | 0.101 | 5.90 | 8.26 | 40 x 105 |
| 1200 | 382LX122M500B092V | 0.168 | 0.101 | 5.74 | 8.04 | 50 x 92 |
| 1500 | 382LX152M500B102V | 0.134 | 0.081 | 6.65 | 9.31 | 50 x 105 |

Компания «Life Electronics» занимается поставками электронных компонентов импортного и отечественного производства от производителей и со складов крупных дистрибьюторов Европы, Америки и Азии.

С конца 2013 года компания активно расширяет линейку поставок компонентов по направлению коаксиальный кабель, кварцевые генераторы и конденсаторы (керамические, пленочные, электролитические), за счёт заключения дистрибьюторских договоров

Мы предлагаем:

- Конкурентоспособные цены и скидки постоянным клиентам.
- Специальные условия для постоянных клиентов.
- Подбор аналогов.
- Поставку компонентов в любых объемах, удовлетворяющих вашим потребностям.
- Приемлемые сроки поставки, возможна ускоренная поставка.
- Доставку товара в любую точку России и стран СНГ.
- Комплексную поставку.
- Работу по проектам и поставку образцов.
- Формирование склада под заказчика.
- Сертификаты соответствия на поставляемую продукцию (по желанию клиента).
- Тестирование поставляемой продукции.
- Поставку компонентов, требующих военную и космическую приемку.
- Входной контроль качества.
- Наличие сертификата ISO.

В составе нашей компании организован Конструкторский отдел, призванный помогать разработчикам, и инженерам.

Конструкторский отдел помогает осуществить:

- Регистрацию проекта у производителя компонентов.
- Техническую поддержку проекта.
- Защиту от снятия компонента с производства.
- Оценку стоимости проекта по компонентам.
- Изготовление тестовой платы монтаж и пусконаладочные работы.



Тел: +7 (812) 336 43 04 (многоканальный)

Email: org@lifeelectronics.ru