


L Series Miniature Slide Switches

Features/Benefits

- Positive detent
- Enclosed housing
- Maintained and momentary functions
- PC and panel mounting
- RoHS compliant

Typical Applications

- Communications equipment
- Lighting devices



UL **US**
Models Available

Specifications

CONTACT RATING: Q contact material (LX0X, LX1X Models): 4 AMPS @ 125 V AC or 28 V DC; 2 AMPS @ 250 V AC; 0.5 AMP @ 125 V DC (UL). See page I-23 for additional ratings.

ELECTRICAL LIFE: 10,000 make-and-break cycles at full load.

CONTACT RESISTANCE: Below 10 m Ω typ. initial @ 2-4 V DC, 100 mA, for both silver and gold plated contacts.

INSULATION RESISTANCE: 10⁹ Ω min.

DIELECTRIC STRENGTH: 1,000 Vrms min. @ sea level.

OPERATING TEMPERATURE: -30°C to +65°C

STORAGE TEMPERATURE: -30°C to +85°C

NOTE: Specifications and materials listed above are for switches with standard options. For information on specific and custom switches, consult Customer Service Center.

Materials

HOUSING: 6/6 nylon (UL94V-2), black.

ACTUATOR: 6/6 nylon (UL94V-2), black. '13' actuator, natural (standard).

CONTACTS: Q contact material: Copper, silver plated. See page I-23 for additional contact materials.

TERMINALS: Q contact material: Copper, silver plated. See page I-23 for additional contact materials.

CONTACT SPRING: Music wire or stainless steel.

TERMINAL SEAL: Epoxy.

NOTE: Any models supplied with Q, B or G contact material are RoHS compliant.



Slide

Build-A-Switch

To order, simply select desired option from each category and place in the appropriate box. Available options are shown and described on pages I-20 through I-24. For additional options not shown in catalog, consult Customer Service Center.

| | | | | | | | | | |
|-------------------------------------|--|---|---------------------------------|---------------------------|--|--|--|--|--|
| | | | | | | | | | |
| Switch Function | | Actuator | | | | | | | |
| L202 DPDT | | 01 .200" high | | | | | | | |
| L203 DP3T | | 02 .335" high | | | | | | | |
| L101 SPST | | 03 .375" high | | | | | | | |
| L102 SPDT | | 05 .312" high | | | | | | | |
| L103 SP3T | | 11 .100" high | | | | | | | |
| L104 SP4T | | 12 Screwdriver slot | | | | | | | |
| L112 SPDT, mom. | | 13 Plunger without cap | | | | | | | |
| L113 SP3T, mom. to one end | | 14 Plunger with .200" dia. cap | | | | | | | |
| L123 SP3T, mom. to both ends | | 15 Plunger with .310" dia. cap | | | | | | | |
| L201 DPST | | 17 Plunger with .458" dia. cap | | | | | | | |
| L204 DP4T | | 19 Plunger with .590" dia. cap | | | | | | | |
| L212 DPDT, mom. | | | | | | | | | |
| | | Detent | | | | | | | |
| | | 1 With detent | | | | | | | |
| | | 2 Without detent | | | | | | | |
| | | Mounting Style | | | | | | | |
| | | MS PC Thru-hole | | | | | | | |
| | | MA Right angle, PC thru-hole | | | | | | | |
| | | ML Right angle, PC thru-hole | | | | | | | |
| | | MV Right angle, PC thru-hole | | | | | | | |
| | | SS Panel with mounting ears | | | | | | | |
| | | TS Panel with integral mounting ears | | | | | | | |
| | | | Terminations | | | | | | |
| | | | 02 PC Thru-hole | | | | | | |
| | | | 01 Solder lug with notch | | | | | | |
| | | | 03 Solder lug with hole | | | | | | |
| | | | 04 PC Thru-hole | | | | | | |
| | | | 10 PC Thru-hole | | | | | | |
| | | | 06 Wire wrap | | | | | | |
| | | | 12 PC Thru-hole | | | | | | |
| | | | | Contact Material | | | | | |
| | | | | B Gold | | | | | |
| | | | | Q Silver | | | | | |
| | | | | G Gold over silver | | | | | |
| | | | | Seal | | | | | |
| | | | | NONE No seal | | | | | |
| | | | | E Epoxy seal | | | | | |
| | | | | Cap Color | | | | | |
| | | | | 2 Black | | | | | |
| | | | | NONE No cap | | | | | |



L Series Miniature Slide Switches

SWITCH AND LOCK FUNCTION



| NO. POLES | MODEL NO. | SWITCH FUNCTION | SCHEMATIC | AVAILABLE MOUNTING STYLES |
|-----------|-------------|------------------------|-----------|---------------------------|
| SP | L101 | SPST | | ML, MS, SS |
| | L102 | SPDT | | ML, MS, SS |
| | L112 | SPDT-MOM. | | ML, MS, MV, SS |
| | L103 | SP3T | | MA, MS, TS |
| | L113 | SP3T-MOM. to one end | | MA, MS, TS |
| | L123 | SP3T-MOM. to both ends | | MA, MS, TS |
| | L104 | SP4T | | MS |

| NO. POLES | MODEL NO. | SWITCH FUNCTION | SCHEMATIC | AVAILABLE MOUNTING STYLES |
|-----------|-------------|-----------------|-----------|---------------------------|
| DP | L201 | DPST | | MA, MS, SS |
| | L202 | DPDT | | MA, MS, SS |
| | L212 | DPDT-MOM. | | MV |
| | L203 | DP3T | | MS, TS |
| | L204 | DP4T | | MS |

NOTE: and MOM. in table indicates momentary action.

All models with all options when ordered with 'G' or 'Q' contact material.

Contacts make on side actuator thrown.

ACTUATOR



ACTUATOR OPTIONS FOR 'MS, MA, ML, SS, & TS' MOUNTING STYLES

01 .200" HIGH



02 .335" HIGH



03 .375" HIGH



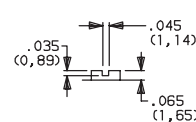
05 .312" HIGH



11 .100" HIGH



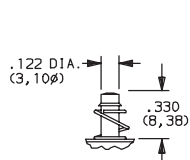
12 SCREWDRIVER SLOT



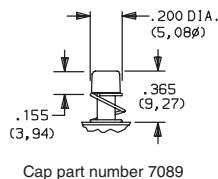
NOTE: No actuator color option code is required. Standard actuator color is black, other colors and heights available, consult Customer Service Center. See pages I-20 and I-22 for available mounting styles.

ACTUATOR OPTIONS FOR 'MV' MOUNTING STYLE

13 PLUNGER WITHOUT CAP

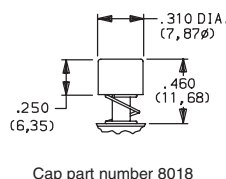


14 PLUNGER WITH CAP



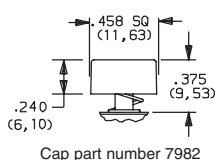
Cap part number 7089

15 PLUNGER WITH CAP



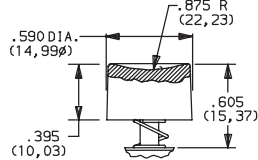
Cap part number 8018

17 PLUNGER WITH CAP



Cap part number 7982

19 PLUNGER WITH CAP



Cap part number 8940

| OPTION CODE | ACTUATOR CAP COLORS |
|-------------|---------------------|
| 2 | BLACK |
| NONE | 01-13 ACTUATORS |

Other colors available, consult Customer Service Center.

ACTUATOR CAPS

Caps supplied are not installed standard. To order actuator options '14 thru 19,' select desired cap color from chart and place option code in last box of ordering format. Leave box empty for all other actuator options. Caps may also be ordered separately and user installed, see pages I-23 and I-24. Specify the four digit part number and desired cap color. For switches without caps, order '13' or '23' actuator option. Cap finish: gloss (excluding square cap part number 7982, finish: matte).



Dimensions are shown: Inch (mm)

Specifications and dimensions subject to change

L Series Miniature Slide Switches

DETENT

1 WITH DETENT

Standard with all maintained models: L101, L102, L103, L104, L113, L201, L202, L203 and L204.

2 WITHOUT DETENT

Standard with all momentary models: L112, L123, and L212.

MOUNTING STYLE

MS PC THRU-HOLE, 2 POSITION MODELS



AVAILABLE WITH:

Models: L101, L102, L112, L103, L113 L123, L201, L202, L203, L104 and L204
Terminations: 02, 06, 10 and 12
Actuators: 01, 02, 03, 05, 11 and 12

PC MOUNTING

For mounting information, see TERMINATIONS section, page I-23.



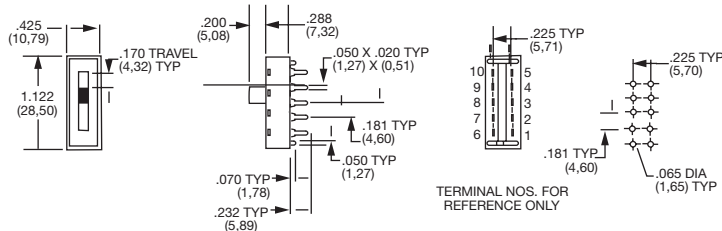
L203011MS02Q

DP3T

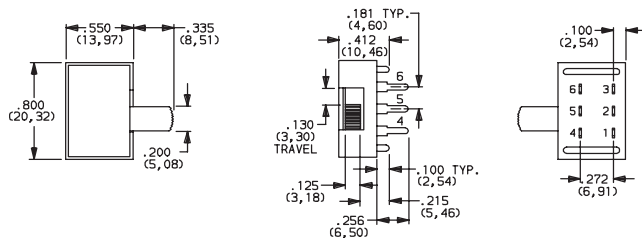
PC THRU-HOLE, 3 POSITION MODELS



PC THRU HOLE, 4 POSITION MODELS



MA RIGHT ANGLE, PC THRU-HOLE



AVAILABLE WITH:

Models: L103, L201, L202, L113 and L123
Terminations: 04
Actuators: 02 and 12

PC MOUNTING

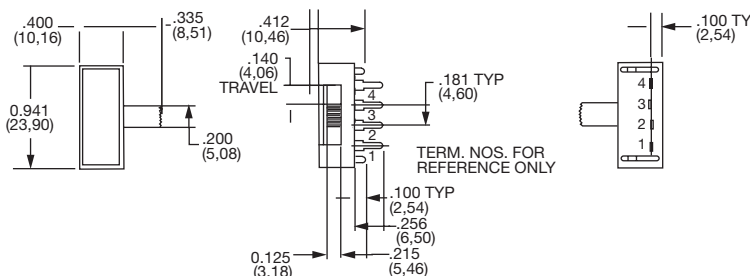
For mounting information, see TERMINATIONS section, page I-23.



L202021MA04Q
Horizontal Actuation

DPDT

RIGHT ANGLE, PC, SP-3 POSITION MODELS



Third Angle Projection
 Dimensions are shown: Inches (mm)
 Specifications and dimensions subject to change

L Series Miniature Slide Switches

MOUNTING STYLE



ML RIGHT ANGLE, PC THRU-HOLE



AVAILABLE WITH:

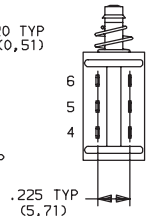
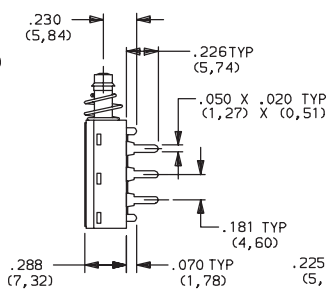
Models: L101, L102, L112
Terminations: 04
Actuators: 01, 02, 05, 11 and 12
PC MOUNTING

For mounting information, see TERMINATIONS section, page I-23.



L10201ML04Q
Horizontal Actuation
SPDT

MV RIGHT ANGLE, PC THRU-HOLE



AVAILABLE WITH:

Models: L112 and L212
Terminations: 02, 06, 10 and 12
Actuators: 13 thru 19

PC MOUNTING

For mounting information, see TERMINATIONS section, page I-23.

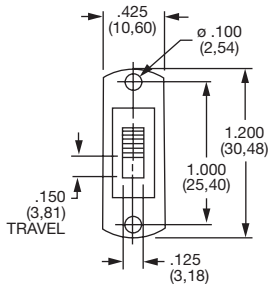


L212132MV02Q
DPDT

SS PANEL WITH MOUNTING EARS



L202011SS03Q
DPDT



PANEL MOUNTING



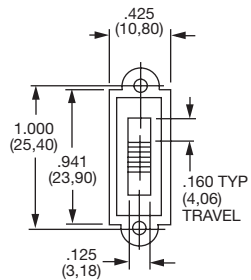
AVAILABLE WITH:

Models: L101, L102, L112, L201 and L202
Terminations: 01, 02, 03, 06, 10, 12
Actuators: 01, 02, 03, 05, 11 and 12

TS PANEL WITH INTEGRAL MOUNTING EARS



L203011TS03Q
DP3T



PANEL MOUNTING



AVAILABLE WITH:

Models: L103, L113, L123 and L203
Terminations: 01, 02, 03, 06, 10, 12
Actuators: 01, 02, 03, 05, 11 and 12



Third Angle
Projection

Dimensions are shown: Inch (mm)

Specifications and dimensions subject to change

L Series Miniature Slide Switches

TERMINATIONS

'MS, MV, SS & TS' Mounting Styles Only

02 PC THRU-HOLE



01 SOLDER LUG WITH NOTCH



03 SOLDER LUG WITH HOLE



10 PC THRU-HOLE



12 PC THRU-HOLE



06 WIRE WRAP



'MA & ML' Mounting Styles Only

04 PC THRU-HOLE



All models with '04' terminations and 'ML' mounting style.



All 2 position models, except '04' and '10' terminations.



All 2 position models with '04' and '10' terminations.



All 3 position models except '04' and '10' terminations.



All 3 position models, with '10' termination.



All 4 position models, except '04' and '10' terminations.



All 4 position models, with '10' terminations.

CONTACT MATERIAL

| OPTION CODE | CONTACT MATERIAL | RATINGS | |
|-------------|-------------------------------|--------------------------------|--|
| B | GOLD ¹ | LOW LEVEL/DRY CIRCUIT | 0.4 VA MAX. @20 V AC OR DC max. |
| Q | SILVER ² | POWER | LX0X, LX1X MODELS: 4 AMPS @ 125 V AC or 28 V DC; 2 AMPS @ 250 V AC; 0.5 AMP @ 125 V DC (UL). LX6X MODELS: 4 AMPS @ 125 V AC or 28 V DC; 2 AMPS @ 250 V AC (UL). |
| G | GOLD OVER SILVER ³ | LOW LEVEL/DRY CIRCUIT OR POWER | LX0X, LX1X MODELS: 0.4 VA MAX. @ 20 V AC or DC MAX. or 4 AMPS @ 125 V AC or 28 V DC; 2 AMPS @ 250 V AC; 0.5 AMP @ 125 V DC (UL). LX6X MODELS: 0.4 VA MAX. @ 20 V AC or DC MAX. or 4 AMPS @ 125 V AC or 28 V DC; 2 AMPS @ 250 V AC (UL). |

* Note: See Technical Data section of this catalog for RoHS compliant and compatible definitions and specifications.

¹ CONTACTS & TERMINALS: Copper, with gold plate over nickel plate.

² CONTACTS & TERMINALS: Copper, silver plated (standard with all termination options).

³ CONTACTS & TERMINALS: Copper, with gold plate over nickel plate over silver plate.

NOTE: Any models supplied with B, Q or G contact material are RoHS compliant.

All models  with all options when ordered with 'G' or 'Q' contact material.

NOTE: 'G' contact material is equivalent to both 'B' and 'Q' contact materials.

SEAL

NONE NO SEAL

E EPOXY SEAL



Third Angle Projection

Dimensions are shown: Inches (mm)
Specifications and dimensions subject to change

C&K

19 Mar 2019



Slide

L Series Miniature Slide Switches

AVAILABLE HARDWARE

Cap
Compatible with 13-19 actuators



PART NO.
708902000 BLACK
708903000 RED

Material: Nylon
Finish: Gloss

Cap
Compatible with 13-19 actuators



PART NO.
752702000 BLACK
752703000 RED

Material: Nylon
Finish: Gloss

Cap
Compatible with 13-19 actuators



PART NO.
801802000 BLACK
801803000 RED

Material: Nylon
Finish: Gloss

Cap
Compatible with 13-19 actuators



PART NO.
452D02000 BLACK
452D03000 RED

Material: Nylon
Finish: Gloss

Cap
Compatible with 13-19 actuators



PART NO.
894102000 BLACK
894103000 RED

Material: Nylon
Finish: Gloss

Cap
Compatible with 13-19 actuators



PART NO.
484602000 BLACK
484603000 RED

PART NO.
798202263 BLACK
798203000 RED

Material: Nylon
Finish: Gloss

Material: Nylon
Finish: Matte

Cap
Compatible with 01-05 actuators



PART NO.
120100602 BLACK

Material: Nylon
Finish: Matte

NOTE: Other colors available,
consult Customer Service Center.



Third Angle
Projection

Dimensions are shown: Inch (mm)
Specifications and dimensions subject to change

Компания «Life Electronics» занимается поставками электронных компонентов импортного и отечественного производства от производителей и со складов крупных дистрибьюторов Европы, Америки и Азии.

С конца 2013 года компания активно расширяет линейку поставок компонентов по направлению коаксиальный кабель, кварцевые генераторы и конденсаторы (керамические, пленочные, электролитические), за счёт заключения дистрибьюторских договоров

Мы предлагаем:

- Конкурентоспособные цены и скидки постоянным клиентам.
- Специальные условия для постоянных клиентов.
- Подбор аналогов.
- Поставку компонентов в любых объемах, удовлетворяющих вашим потребностям.
- Приемлемые сроки поставки, возможна ускоренная поставка.
- Доставку товара в любую точку России и стран СНГ.
- Комплексную поставку.
- Работу по проектам и поставку образцов.
- Формирование склада под заказчика.
- Сертификаты соответствия на поставляемую продукцию (по желанию клиента).
- Тестирование поставляемой продукции.
- Поставку компонентов, требующих военную и космическую приемку.
- Входной контроль качества.
- Наличие сертификата ISO.

В составе нашей компании организован Конструкторский отдел, призванный помогать разработчикам, и инженерам.

Конструкторский отдел помогает осуществить:

- Регистрацию проекта у производителя компонентов.
- Техническую поддержку проекта.
- Защиту от снятия компонента с производства.
- Оценку стоимости проекта по компонентам.
- Изготовление тестовой платы монтаж и пусконаладочные работы.



Тел: +7 (812) 336 43 04 (многоканальный)
Email: org@lifeelectronics.ru