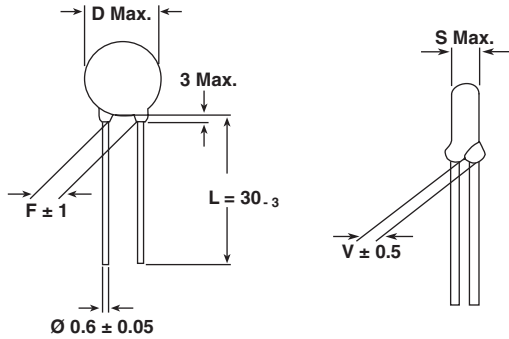


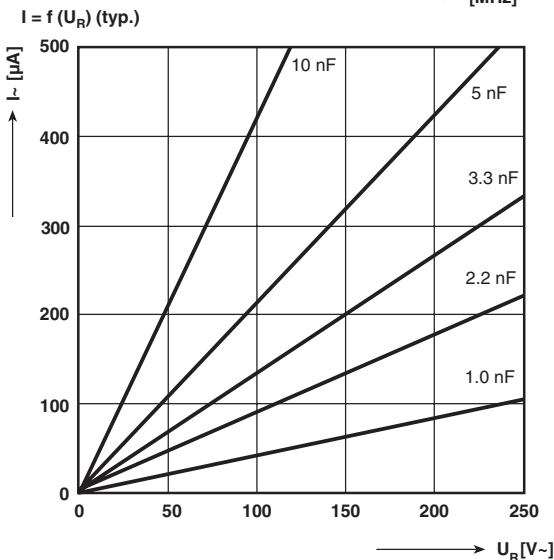
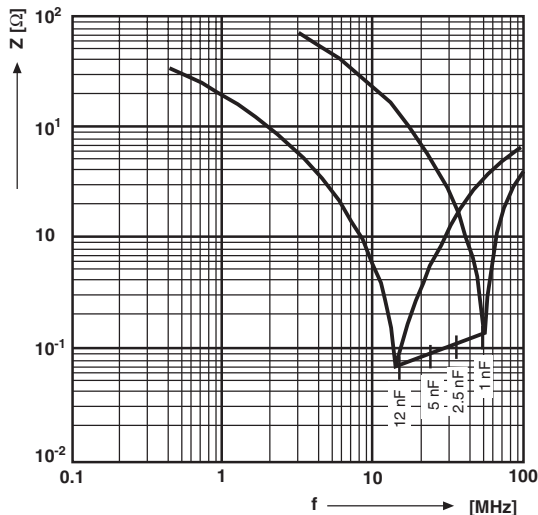
Ceramic AC Capacitors

Class X1, 440 V_{AC}/Class Y2, 250 V_{AC}



• Dimensions in mm

Impedance (Z) as a function of frequency (f) at T_a = 20 °C (average). Measurement with lead length 6 mm.



DESIGN:

Disc capacitors with epoxy coating



RoHS
COMPLIANT

RATED VOLTAGE U_R:

- (X1): 440 V_{AC}, 50 Hz (IEC 60384-14.2)
- (Y2): 250 V_{AC}, 50 Hz (IEC 60384-14.2)
- 250 V_{AC}, 60 Hz (UL1414, CSA C22.2)

DIELECTRIC STRENGTH BETWEEN LEADS:

Component test:
2500 V_{AC}, 50 Hz, 2 s, for parts with pitch ≥ 7.5 mm
As repeated test admissible only once with
2000 V_{AC}, 50 Hz, 2 s
Random sampling test (destructive test):
1500 V_{AC}, 50 Hz, 60 s

DIELECTRIC STRENGTH OF BODY INSULATION:

2000 V_{AC}, 50 Hz, 60 s (destructive test)

DISSIPATION FACTOR tan δ:

≤ 25 • 10⁻³

INSULATION RESISTANCE R_{is}:

≥ 6 • 10⁹ Ω

CATEGORY TEMPERATURE RANGE θ_A:

(- 40 to + 125) °C

CLIMATIC CATEGORY ACC. TO EN60068-1:

40/125/21

COATING:

Epoxy, dipped, insulating, flame retarding acc. to
UL 94V-0

TAPING AND SPECIAL LEAD CONFIGURATIONS:

On request

MARKING (EXAMPLE):



WYO 1 nF to 2.5 nF



WYO 3.3 nF to 12 nF

All approval marks are also shown on the label.



Ceramic AC Capacitors
Class X1, 440 V_{AC}/Class Y2, 250 V_{AC}

Vishay Draloric

ORDERING INFORMATION, CERAMIC X1 / Y2 CAPACITORS WYO						
CAPACITANCE (pF)	TOL. (%)	D x s (mm)	F ± 1* (mm)	d ± 0.05* (mm)	V ± 0.5* (mm)	ORDERING CODE
1000	± 20 %	6.5 x 4.5	5.0	0.6	1.4	WYO102□CM□□□KR
1500		8.0 x 4.5				WYO152□CM□□□KR
1800		8.0 x 4.5				WYO182□CM□□□KR
2200		9.0 x 4.5				WYO222□CM□□□KR
2500		9.0 x 4.5				WYO252□CM□□□KR
3300		10.0 x 4.5				WYO332□CM□□□KR
4700		12.0 x 4.5	7.5		1.6	WYO472□CM□□□KR
5000		12.0 x 4.5				WYO502□CM□□□KR
6800		17.0 x 4.5				WYO682□CM□□□KR
8200		17.0 x 4.5				WYO822□CM□□□KR
0.010 μF		21.0 x 4.5				WYO103□CM□□□KR
0.012 μF		21.0 x 4.5				WYO123□CM□□□KR

* Standard lead configuration, other lead spacing and diameter available on request.

ORDERING CODE			
□	7th digit	Capacitance Tolerance	± 20 % = M
□□□	10th to 12th digit	Lead Configuration (see General Information)	
R	14th digit	RoHS Compliant Component	

APPROVALS						
IEC 60384 - 14 / 2nd Issue (1993) incl. Am. 1 (1995) - Safety Tests						
EN 132 400 (1994) - Safety Tests						
That approval together with the CB Test Certificate substitutes the national approval of the following nations:						
Belgium	France	Italy	Austria	China	Japan	Spain
Denmark	Greece	Luxembourg	Portugal	Singapore	Poland	United Kingdom
Germany	Ireland	Netherlands	Sweden	Slovenia	Hungaria	Czech Republic
Finland	Iceland	Norway	Switzerland	Korea	Israel	
Y2 - Capacitor: CB-Test Certificate: DE-1-11476-A1				1 nF ... 12 nF	250 Vac	
X1 - Capacitor: CB-Test Certificate: DE-1-11148-A1				1 nF ... 12 nF	440 Vac	
Minimum thickness of insulation: 0.4 mm						
Underwriters Laboratories Inc.						
UL 1414	Line-by-pass component			1 nF ... 12 nF	250 Vac	
	Agency Files / Licences			E 183 844 V1 S2		
Canadian Standards Association						
CSA C22.2 No 1-98	Line-by-pass component			1 nF ... 12 nF	250 Vac	
	Agency Files / Licences			E 183 844 V1 S2		

ORDERING INFORMATION						
WYO	103	M	CM	CF0	K	R
SERIES	CAP. VALUE	TOLERANCE	RATED VOLTAGE	LEAD CONFIGURATION	INTERNAL CODE	RoHS COMPLIANT



Disclaimer

All product specifications and data are subject to change without notice.

Vishay Intertechnology, Inc., its affiliates, agents, and employees, and all persons acting on its or their behalf (collectively, "Vishay"), disclaim any and all liability for any errors, inaccuracies or incompleteness contained herein or in any other disclosure relating to any product.

Vishay disclaims any and all liability arising out of the use or application of any product described herein or of any information provided herein to the maximum extent permitted by law. The product specifications do not expand or otherwise modify Vishay's terms and conditions of purchase, including but not limited to the warranty expressed therein, which apply to these products.

No license, express or implied, by estoppel or otherwise, to any intellectual property rights is granted by this document or by any conduct of Vishay.

The products shown herein are not designed for use in medical, life-saving, or life-sustaining applications unless otherwise expressly indicated. Customers using or selling Vishay products not expressly indicated for use in such applications do so entirely at their own risk and agree to fully indemnify Vishay for any damages arising or resulting from such use or sale. Please contact authorized Vishay personnel to obtain written terms and conditions regarding products designed for such applications.

Product names and markings noted herein may be trademarks of their respective owners.

Компания «Life Electronics» занимается поставками электронных компонентов импортного и отечественного производства от производителей и со складов крупных дистрибьюторов Европы, Америки и Азии.

С конца 2013 года компания активно расширяет линейку поставок компонентов по направлению коаксиальный кабель, кварцевые генераторы и конденсаторы (керамические, пленочные, электролитические), за счёт заключения дистрибьюторских договоров

Мы предлагаем:

- Конкурентоспособные цены и скидки постоянным клиентам.
- Специальные условия для постоянных клиентов.
- Подбор аналогов.
- Поставку компонентов в любых объемах, удовлетворяющих вашим потребностям.
- Приемлемые сроки поставки, возможна ускоренная поставка.
- Доставку товара в любую точку России и стран СНГ.
- Комплексную поставку.
- Работу по проектам и поставку образцов.
- Формирование склада под заказчика.
- Сертификаты соответствия на поставляемую продукцию (по желанию клиента).
- Тестирование поставляемой продукции.
- Поставку компонентов, требующих военную и космическую приемку.
- Входной контроль качества.
- Наличие сертификата ISO.

В составе нашей компании организован Конструкторский отдел, призванный помогать разработчикам, и инженерам.

Конструкторский отдел помогает осуществить:

- Регистрацию проекта у производителя компонентов.
- Техническую поддержку проекта.
- Защиту от снятия компонента с производства.
- Оценку стоимости проекта по компонентам.
- Изготовление тестовой платы монтаж и пусконаладочные работы.



Тел: +7 (812) 336 43 04 (многоканальный)

Email: org@lifeelectronics.ru