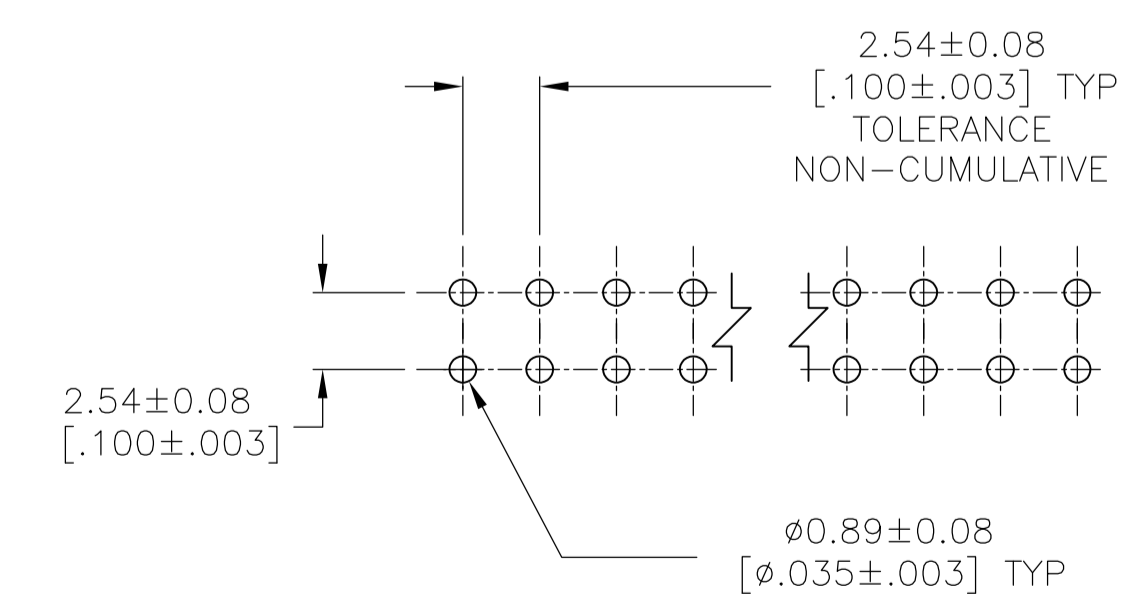
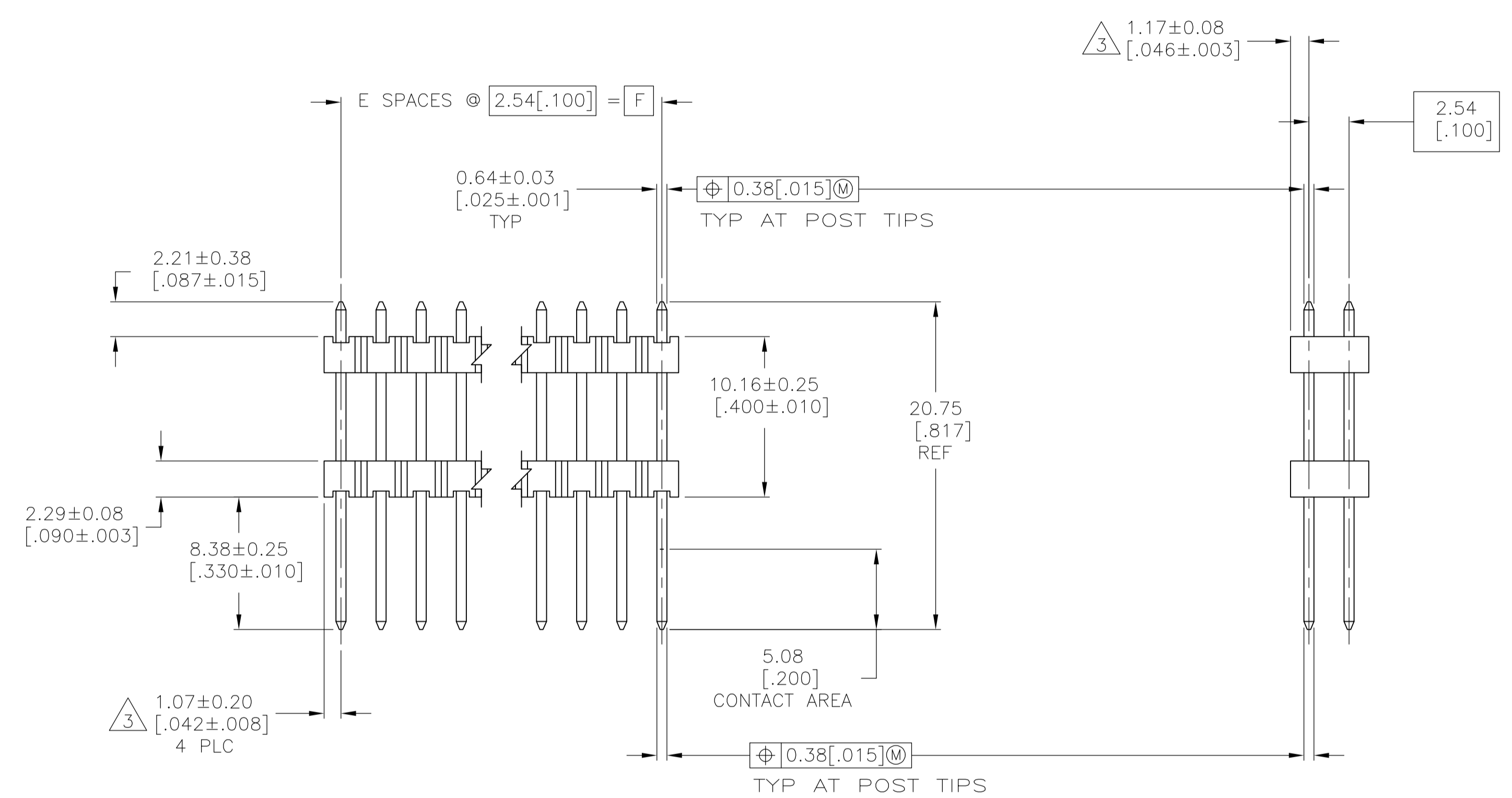
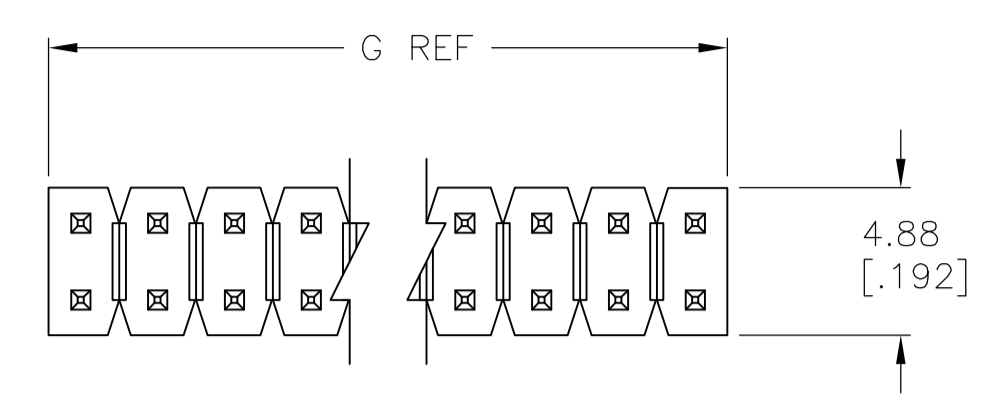


LOC		DIST		REVISIONS			
P	LTR	DESCRIPTION	DATE	DN	APVD		
B		REVISED PER ECO-14-000264	07JUL2014	NK	MM		



RECOMMENDED HOLE LAYOUT

- 1 ASSEMBLY MAY BE BROKEN TO THE DESIRED NUMBER OF POSITIONS
- 2 TRUE POSITION TOLERANCE OF THE POST TIPS APPLIES WHEN THE HEADER IS HELD FLAT AGAINST THE PRINTED CIRCUIT BOARD
- 3 THE NOTED DIMENSIONS APPLY AT THE INTERSECTION OF THE POST AND HOUSING
- 4 HOUSING: FLAME RETARDANT THERMOPLASTIC; COLOR: BLACK, POST: COPPER ALLOY
- 5 FINISH: 0.000381 [0.000015] GOLD ON CONTACT AREA, 0.00254-0.00508 [0.000100-0.000200] MATTE TIN-LEAD ON SOLDER TAIL, 0.00127 [0.000050] NICKEL ENTIRE POST.
- 6 FINISH: 0.000381 [0.000015] GOLD ON CONTACT AREA, 0.00254-0.00508 [0.000100-0.000200] MATTE TIN ON SOLDER TAIL, 0.00127 [0.000050] NICKEL ENTIRE POST.

THIS DRAWING IS A CONTROLLED DOCUMENT.		DIN R BROWN 19OCT2006	TE Connectivity	
DIMENSIONS: mm [INCHES]		CHK J GESFORD 19OCT2006		
TOLERANCES UNLESS OTHERWISE SPECIFIED:		APVD J GESFORD 19OCT2006	NAME HEADER ASSEMBLY, MOD II, STACKING, DOUBLE ROW, .025 SQ.POST, UNSHROUDED	
0 PLC ± -	1 PLC ± 0.5[.02]	PRODUCT SPEC		
2 PLC ± 0.13[.005]	3 PLC ± -	APPLICATION SPEC		
4 PLC ± -	ANGLES ± -	SIZE A1 00779 C=146492		
MATERIAL 4 SEE TABLE		WEIGHT -		RESTRICTED TO -
CUSTOMER DRAWING		SCALE 4:1		SHEET 1 OF 2 REV B

△6	101.19 [3.984]	99.06 [3.900]	39	80	9-146492-0
△6	98.65 [3.884]	96.52 [3.800]	38	78	8-146492-9
△6	96.11 [3.784]	93.98 [3.700]	37	76	8-146492-8
△6	93.57 [3.684]	91.44 [3.600]	36	74	8-146492-7
△6	91.03 [3.584]	88.90 [3.500]	35	72	8-146492-6
△6	88.49 [3.484]	86.36 [3.400]	34	70	8-146492-5
△6	85.95 [3.384]	83.82 [3.300]	33	68	8-146492-4
△6	83.41 [3.284]	81.28 [3.200]	32	66	8-146492-3
△6	80.87 [3.184]	78.74 [3.100]	31	64	8-146492-2
△6	78.33 [3.084]	76.20 [3.000]	30	62	8-146492-1
△6	75.79 [2.984]	73.66 [2.900]	29	60	8-146492-0
△6	73.25 [2.884]	71.12 [2.800]	28	58	7-146492-9
△6	70.71 [2.784]	68.58 [2.700]	27	56	7-146492-8
△6	68.17 [2.684]	66.04 [2.600]	26	54	7-146492-7
△6	65.63 [2.584]	63.50 [2.500]	25	52	7-146492-6
△6	63.09 [2.484]	60.96 [2.400]	24	50	7-146492-5
△6	60.55 [2.384]	58.42 [2.300]	23	48	7-146492-4
△6	58.01 [2.284]	55.88 [2.200]	22	46	7-146492-3
△6	55.47 [2.184]	53.34 [2.100]	21	44	7-146492-2
△6	52.93 [2.084]	50.80 [2.000]	20	42	7-146492-1
△6	50.39 [1.984]	48.26 [1.900]	19	40	7-146492-0
△6	47.85 [1.884]	45.72 [1.800]	18	38	6-146492-9
△6	45.31 [1.784]	43.18 [1.700]	17	36	6-146492-8
△6	42.77 [1.684]	40.64 [1.600]	16	34	6-146492-7
△6	40.23 [1.584]	38.10 [1.500]	15	32	6-146492-6
△6	37.69 [1.484]	35.56 [1.400]	14	30	6-146492-5
△6	35.15 [1.384]	33.02 [1.300]	13	28	6-146492-4
△6	32.61 [1.284]	30.48 [1.200]	12	26	6-146492-3
△6	30.07 [1.184]	27.94 [1.100]	11	24	6-146492-2
△6	27.53 [1.084]	25.40 [1.000]	10	22	6-146492-1
△6	24.99 [.984]	22.86 [.900]	9	20	6-146492-0
△6	22.45 [.884]	20.32 [.800]	8	18	5-146492-9
△6	19.91 [.784]	17.78 [.700]	7	16	5-146492-8
△6	17.37 [.684]	15.24 [.600]	6	14	5-146492-7
△6	14.83 [.584]	12.70 [.500]	5	12	5-146492-6
△6	12.29 [.484]	10.16 [.400]	4	10	5-146492-5
△6	9.75 [.384]	7.62 [.300]	3	8	5-146492-4
△6	7.21 [.284]	5.08 [.200]	2	6	5-146492-3
△6	4.67 [.184]	2.54 [.100]	1	4	5-146492-2
△6	2.13 [.084]	-	-	2	5-146492-1
PLATING	G	F	E	NO. OF POSITIONS	PART NUMBER

△5	101.19 [3.984]	99.06 [3.900]	39	80	4-146492-0
△5	98.65 [3.884]	96.52 [3.800]	38	78	3-146492-9
△5	96.11 [3.784]	93.98 [3.700]	37	76	3-146492-8
△5	93.57 [3.684]	91.44 [3.600]	36	74	3-146492-7
△5	91.03 [3.584]	88.90 [3.500]	35	72	3-146492-6
△5	88.49 [3.484]	86.36 [3.400]	34	70	3-146492-5
△5	85.95 [3.384]	83.82 [3.300]	33	68	3-146492-4
△5	83.41 [3.284]	81.28 [3.200]	32	66	3-146492-3
△5	80.87 [3.184]	78.74 [3.100]	31	64	3-146492-2
△5	78.33 [3.084]	76.20 [3.000]	30	62	3-146492-1
△5	75.79 [2.984]	73.66 [2.900]	29	60	3-146492-0
△5	73.25 [2.884]	71.12 [2.800]	28	58	2-146492-9
△5	70.71 [2.784]	68.58 [2.700]	27	56	2-146492-8
△5	68.17 [2.684]	66.04 [2.600]	26	54	2-146492-7
△5	65.63 [2.584]	63.50 [2.500]	25	52	2-146492-6
△5	63.09 [2.484]	60.96 [2.400]	24	50	2-146492-5
△5	60.55 [2.384]	58.42 [2.300]	23	48	2-146492-4
△5	58.01 [2.284]	55.88 [2.200]	22	46	2-146492-3
△5	55.47 [2.184]	53.34 [2.100]	21	44	2-146492-2
△5	52.93 [2.084]	50.80 [2.000]	20	42	2-146492-1
△5	50.39 [1.984]	48.26 [1.900]	19	40	2-146492-0
△5	47.85 [1.884]	45.72 [1.800]	18	38	1-146492-9
△5	45.31 [1.784]	43.18 [1.700]	17	36	1-146492-8
△5	42.77 [1.684]	40.64 [1.600]	16	34	1-146492-7
△5	40.23 [1.584]	38.10 [1.500]	15	32	1-146492-6
△5	37.69 [1.484]	35.56 [1.400]	14	30	1-146492-5
△5	35.15 [1.384]	33.02 [1.300]	13	28	1-146492-4
△5	32.61 [1.284]	30.48 [1.200]	12	26	1-146492-3
△5	30.07 [1.184]	27.94 [1.100]	11	24	1-146492-2
△5	27.53 [1.084]	25.40 [1.000]	10	22	1-146492-1
△5	24.99 [.984]	22.86 [.900]	9	20	1-146492-0
△5	22.45 [.884]	20.32 [.800]	8	18	146492-9
△5	19.91 [.784]	17.78 [.700]	7	16	146492-8
△5	17.37 [.684]	15.24 [.600]	6	14	146492-7
△5	14.83 [.584]	12.70 [.500]	5	12	146492-6
△5	12.29 [.484]	10.16 [.400]	4	10	146492-5
△5	9.75 [.384]	7.62 [.300]	3	8	146492-4
△5	7.21 [.284]	5.08 [.200]	2	6	146492-3
△5	4.67 [.184]	2.54 [.100]	1	4	146492-2
△5	2.13 [.084]	-	-	2	146492-1
PLATING	G	F	E	NO. OF POSITIONS	PART NUMBER

THIS DRAWING IS A CONTROLLED DOCUMENT.

DIMENSIONS: mm [INCHES]	TOLERANCES UNLESS OTHERWISE SPECIFIED: 0 PLC ± - 1 PLC ± 0.5[.02] 2 PLC ± 0.13[.005] 3 PLC ± - 4 PLC ± - ANGLES ± -	DIN R BROWN 19OCT2006 CHK J GESFORD 19OCT2006 APVD J GESFORD 19OCT2006	NAME PRODUCT SPEC APPLICATION SPEC	SIZE CASE CODE DRAWING NO RESTRICTED TO
MATERIAL △4	FINISH SEE TABLE	WEIGHT -	A1 00779 146492	CUSTOMER DRAWING

SCALE 4:1 SHEET 2 OF 2 REV B

STE TE Connectivity  
 HEADER ASSEMBLY, MOD II,  
 STACKING, DOUBLE ROW,  
 .025 SQ.POST, UNSHROUDED

Компания «Life Electronics» занимается поставками электронных компонентов импортного и отечественного производства от производителей и со складов крупных дистрибьюторов Европы, Америки и Азии.

С конца 2013 года компания активно расширяет линейку поставок компонентов по направлению коаксиальный кабель, кварцевые генераторы и конденсаторы (керамические, пленочные, электролитические), за счёт заключения дистрибьюторских договоров

Мы предлагаем:

- Конкурентоспособные цены и скидки постоянным клиентам.
- Специальные условия для постоянных клиентов.
- Подбор аналогов.
- Поставку компонентов в любых объемах, удовлетворяющих вашим потребностям.
- Приемлемые сроки поставки, возможна ускоренная поставка.
- Доставку товара в любую точку России и стран СНГ.
- Комплексную поставку.
- Работу по проектам и поставку образцов.
- Формирование склада под заказчика.
- Сертификаты соответствия на поставляемую продукцию (по желанию клиента).
- Тестирование поставляемой продукции.
- Поставку компонентов, требующих военную и космическую приемку.
- Входной контроль качества.
- Наличие сертификата ISO.

В составе нашей компании организован Конструкторский отдел, призванный помогать разработчикам, и инженерам.

Конструкторский отдел помогает осуществить:

- Регистрацию проекта у производителя компонентов.
- Техническую поддержку проекта.
- Защиту от снятия компонента с производства.
- Оценку стоимости проекта по компонентам.
- Изготовление тестовой платы монтаж и пусконаладочные работы.



Тел: +7 (812) 336 43 04 (многоканальный)  
Email: [org@lifeelectronics.ru](mailto:org@lifeelectronics.ru)