

BOURNS®

Features

- Single-Turn / Cermet / Industrial / Sealed
- Miniature package
- Rotor designed for automatic machine adjust interface
- Withstands harsh environments and immersion cleaning processes
- Tape and reel packaging available
- RoHS compliant* version available
- For trimmer applications/processing guidelines, click here

3362 - 1/4 ” Square Trimpot® Trimming Potentiometer

Electrical Characteristics

Standard Resistance Range
.....10 to 2 megohms
(see standard resistance table)
Resistance Tolerance ..... ±10 % std.
(tighter tolerance available)
Absolute Minimum Resistance
..... 1 % or 2 ohms
(whichever is greater)
Contact Resistance Variation
..... 1 % or 3 ohms max.
(whichever is greater)
Adjustability
Voltage ..... ±0.05 %
Resistance ..... ±0.15 %
Resolution ..... Infinite
Insulation Resistance ..... 500 vdc.
1,000 megohms min.
Dielectric Strength
Sea Level..... 900 vac
80,000 Feet ..... 350 vac
Adjustment Angle ..... 240 ° nom.

Environmental Characteristics

Power Rating (300 volts max.)
70 °C ..... 0.50 watt
125 °C ..... 0 watt
Temperature Range ... -55 °C to +125 °C
Temperature Coefficient ... ±100 ppm/°C
Seal Test .....85 °C Fluorinert†
Humidity .....MIL-STD-202 Method 103
96 hours
(2 % ΔTR; 10 Megohms IR)
Vibration ..... 30 G (1 % ΔTR; 1 % ΔVR)
Shock ..... 100 G (1 % ΔTR; 1 % ΔVR)
Load Life.. 1,000 hours 0.5 watt @ 70 °C
(3 % ΔTR; 3 % or 3 ohms,
whichever is greater, CRV)
Rotational Life .....200 cycles
(4 % ΔTR; 3 % or 3 ohms,
whichever is greater, CRV)

Physical Characteristics

Mechanical Angle ..... 270 ° nom.
Torque..... 3.0 oz-in. max.
Stop Strength ..... 7.0 oz -in. min.
Terminals ..... Solderable pins
Weight ..... 0.02 oz.
Marking..... Resistance code,
terminal numbers, manufacturer’s
model number, style
and date code
Wiper ..... 50 % (Actual TR) ±10 %
Flammability ..... U.L. 94V-0
Standard Packaging.....50 pcs. per tube
Adjustment Tool..... H-90

Product Dimensions

Common Dimensions
Top Adjust

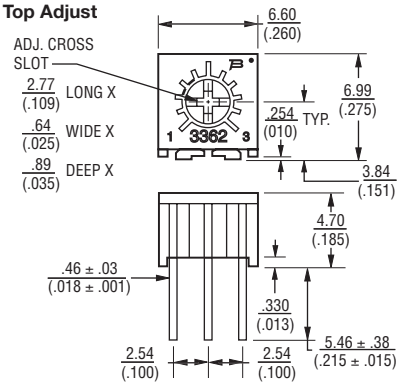

Common Dimensions
Side Adjust

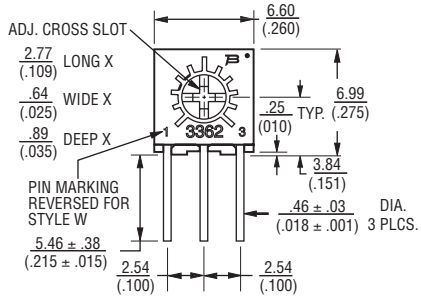

3362F

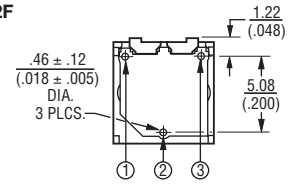

3362H

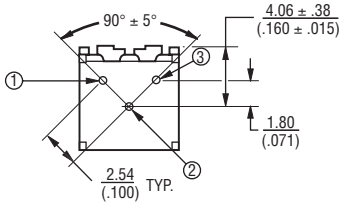

3362P

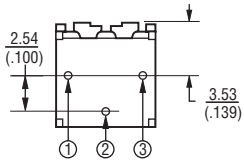

3362R

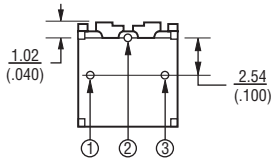

3362U

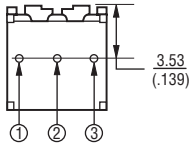

3362M

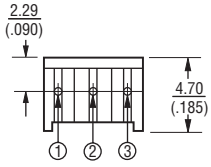

3362S

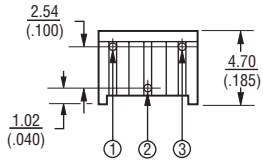

3362W

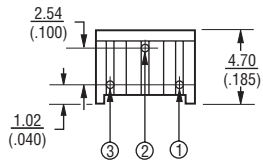

3362X

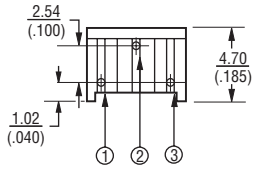

3362Z

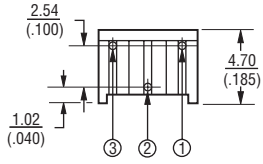

DIMENSIONS: MM (INCHES)

TOLERANCES: ± 0.25 (.010) EXCEPT WHERE NOTED

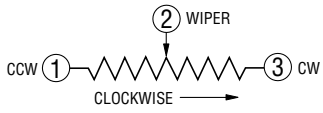

*RoHS Directive 2002/95/EC Jan 27 2003 including Annex.
†“Fluorinert” is a registered trademark of 3M Co.
Specifications are subject to change without notice.
Customers should verify actual device performance in their specific applications.

3362 - 1/4 ” Square Trimpot® Trimming Potentiometer BOURNS®

Product Dimensions

Top adjust models 3362F, H, P, R and U are available with a knob for finger adjustment. Add suffix letter “T” to order code.

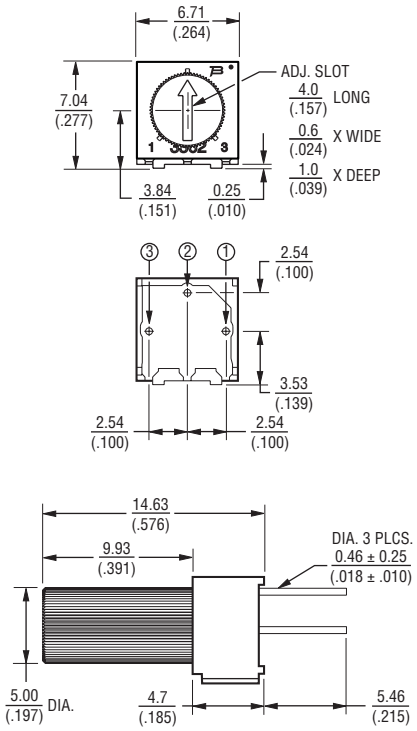

DIMENSIONS: MM (INCHES)

TOLERANCES: ± 0.25 (.010) EXCEPT WHERE NOTED

Packaging Specifications

SIDE ADJUST
3362M-1

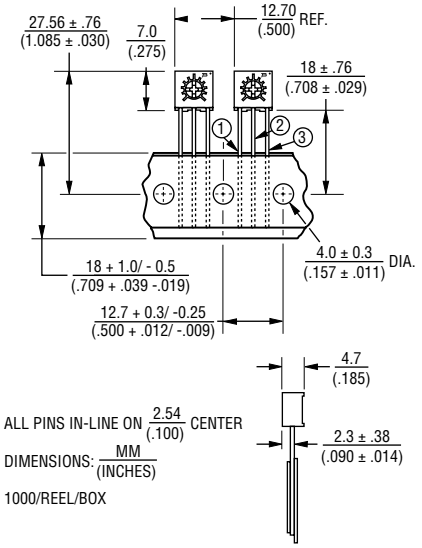

ALL PINS IN-LINE ON 2.54 (.100) CENTER

DIMENSIONS: MM (INCHES)

1000/REEL/BOX

TOP ADJUST
3362U-1, 3362P-1

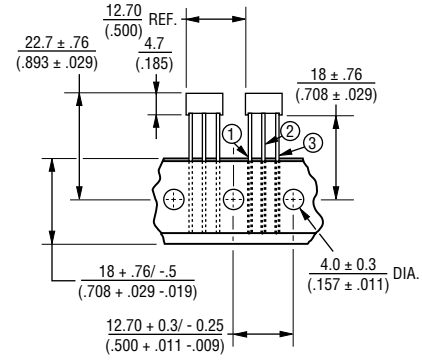

SIDE VIEW
3362U-1

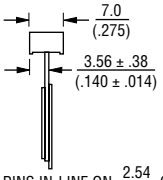

SIDE VIEW
3362P-1

ALL PINS IN-LINE ON 2.54 (.100) CENTER

DIMENSIONS: MM (INCHES)

750/REEL
1000/BOX

Meets EIA Specification 468.

How To Order

3362 P - 1 - 502 T __ LF

Model

Style

Standard or Modified Product Indicator
-1 = Standard Product

Resistance Code

Optional Suffix Letter
T = Knob*

Packaging Designator
Blank = Tube (Standard)
R = Tape and Reel (M, U and P Pin Styles Only)
A = Ammo Pack (M, U and P Pin Styles Only)

Terminations
LF = 100 % Tin-plated (RoHS compliant)
Blank = 90 % Tin / 10 % Lead-plated (Standard)

*Knob option is available only in standard Tube packaging for terminal styles F, H, P, R and U.

Consult factory for other available options.

Standard Resistance Table

Resistance (Ohms)	Resistance Code
10	100
20	200
50	500
100	**101**
200	**201**
500	**501**
1,000	**102**
2,000	**202**
5,000	**502**
10,000	**103**
20,000	**203**
25,000	**253**
50,000	**503**
100,000	**104**
200,000	204
250,000	254
500,000	504
1,000,000	105
2,000,000	205

Popular distribution resistance values listed in boldface. Special resistances available.

REV. 08/26/10

“Trimpot” is a registered trademark of Bourns, Inc.
Specifications are subject to change without notice.
Customers should verify actual device performance in their specific applications.

ООО «ЛайфЭлектроникс» “LifeElectronics” LLC

ИНН 7805602321 КПП 780501001 Р/С 40702810122510004610 ФАКБ "АБСОЛЮТ БАНК" (ЗАО) в г.Санкт-Петербурге К/С 30101810900000000703 БИК 044030703

Компания «Life Electronics» занимается поставками электронных компонентов импортного и отечественного производства от производителей и со складов крупных дистрибьюторов Европы, Америки и Азии.

С конца 2013 года компания активно расширяет линейку поставок компонентов по направлению коаксиальный кабель, кварцевые генераторы и конденсаторы (керамические, пленочные, электролитические), за счёт заключения дистрибьюторских договоров

Мы предлагаем:

- *Конкурентоспособные цены и скидки постоянным клиентам.*
- *Специальные условия для постоянных клиентов.*
- *Подбор аналогов.*
- *Поставку компонентов в любых объемах, удовлетворяющих вашим потребностям.*

- *Приемлемые сроки поставки, возможна ускоренная поставка.*
- *Доставку товара в любую точку России и стран СНГ.*
- *Комплексную поставку.*
- *Работу по проектам и поставку образцов.*
- *Формирование склада под заказчика.*

- *Сертификаты соответствия на поставляемую продукцию (по желанию клиента).*
- *Тестирование поставляемой продукции.*
- *Поставку компонентов, требующих военную и космическую приемку.*
- *Входной контроль качества.*
- *Наличие сертификата ISO.*

В составе нашей компании организован Конструкторский отдел, призванный помогать разработчикам, и инженерам.

Конструкторский отдел помогает осуществить:

- *Регистрацию проекта у производителя компонентов.*
- *Техническую поддержку проекта.*
- *Защиту от снятия компонента с производства.*
- *Оценку стоимости проекта по компонентам.*
- *Изготовление тестовой платы монтаж и пусконаладочные работы.*

Тел: +7 (812) 336 43 04 (многоканальный)
Email: org@lifeelectronics.ru

www.lifeelectronics.ru