



## Main

Range of product	OsiSense XU
Series name	General purpose single mode
Electronic sensor type	Photo-electric sensor
Sensor name	XUK
Sensor design	Compact 50 x 50
Detection system	Diffuse with background suppression
Material	Plastic
Type of output signal	Discrete
Supply circuit type	DC
Wiring technique	3-wire
Discrete output type	PNP or NPN
Discrete output function	1 NO or 1 NC programmable
Electrical connection	Cable
Cable length	6.56 ft (2 m)
Product specific application	-
Emission	Infrared laser, modulated diffuse with background suppression (class 1)
[Sn] nominal sensing distance	3.28 ft (1 m) diffuse with background suppression

## Complementary

Enclosure material	PC
Lens material	PMMA
Maximum sensing distance	3.28 ft (1 m) diffuse with background suppression
Minimum object diameter for detection	0.08 in (2 mm)
Output type	Solid state
Add on output	Without, <= 50 mA with overload and short-circuit protection
Cable composition	5 x 0.34 mm <sup>2</sup>
Wire insulation material	PVC
Cable outer diameter	0.24 in (6 mm)
Status LED	1 LED (green) supply on 1 LED (red) alignment assistance 1 LED (yellow) output state
[Us] rated supply voltage	12...24 V DC with reverse polarity protection
Supply voltage limits	10...36 V DC
Switching capacity in mA	<= 100 mA (overload and short-circuit protection)
Switching frequency	<= 250 Hz
Voltage drop	<= 1.5 V (closed state)
Current consumption	35 mA (no-load)
Delay first up	< 300 ms
Delay response	< 2 ms
Delay recovery	< 2 ms
Setting-up	Sensitivity adjustment by potentiometer
Depth	1.97 in (50 mm)
Height	1.97 in (50 mm)
Width	0.71 in (18 mm)
Product weight	0.42 lb(US) (0.19 kg)
Kit composition	With XUZA51 bracket fixing

The information provided in this documentation contains general descriptions and/or technical characteristics of the products contained herein. This documentation is not intended as a substitute for and is not to be used for determining suitability or reliability of these products for specific user applications. It is the duty of any such user or integrator to perform the appropriate and complete risk analysis, evaluation and testing of the products with respect to the relevant specific application or use thereof. Neither Schneider Electric Industries SAS nor any of its affiliates or subsidiaries shall be responsible or liable for misuse of the information contained herein.

## Environment

product certifications	CE
ambient air temperature for operation	-13...131 °F (-25...55 °C)
ambient air temperature for storage	-22...158 °F (-30...70 °C)
vibration resistance	7 gn (f = 10...55 Hz) conforming to IEC 60068-2-6
shock resistance	10 gn (duration = 11 ms) conforming to IEC 60068-2-27
IP degree of protection	IP65 double insulation conforming to IEC 60529

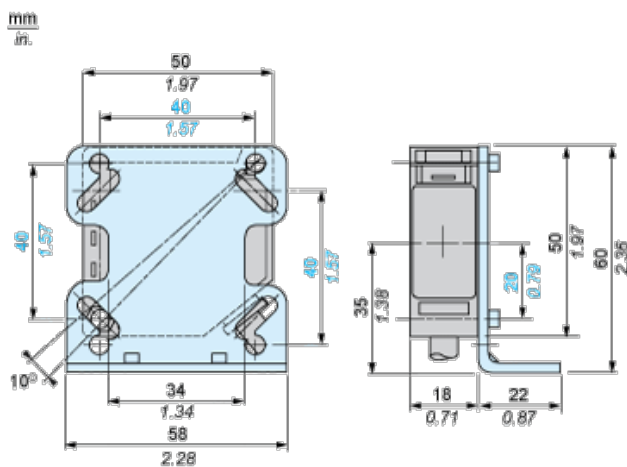
## Offer Sustainability

Not Green Premium product	Not Green Premium product
Compliant - since 0841 - Schneider Electric declaration of conformity	Compliant - since 0841 - Schneider Electric declaration of conformity
Available	Available
Available	Available
WARNING: This product can expose you to chemicals including:	WARNING: This product can expose you to chemicals including:
Diisononyl phthalate (DINP), which is known to the State of California to cause cancer, and	Diisononyl phthalate (DINP), which is known to the State of California to cause cancer, and
Di-isodecyl phthalate (DIDP), which is known to the State of California to cause birth defects or other reproductive harm.	Di-isodecyl phthalate (DIDP), which is known to the State of California to cause birth defects or other reproductive harm.
For more information go to <a href="http://www.p65warnings.ca.gov">www.p65warnings.ca.gov</a>	For more information go to <a href="http://www.p65warnings.ca.gov">www.p65warnings.ca.gov</a>

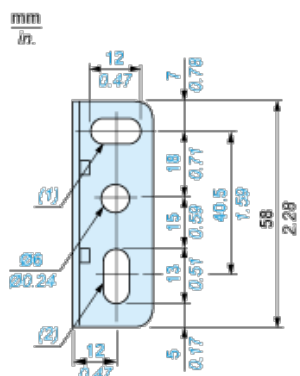
## Contractual warranty

Warranty period	18 months
-----------------	-----------

## Dimensions



## Bracket fixing

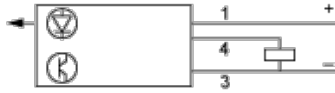


- (1) 1 elongated hole  $\varnothing$  6 x 12
- (2) 1 elongated hole  $\varnothing$  6 x 13

## Wiring Schemes

### NO/NC Programming

PNP Output



NPN Output



BN : Brown

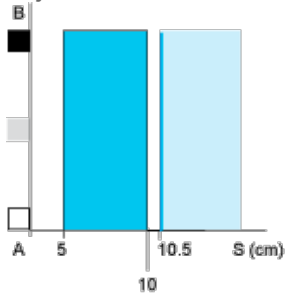
BU : Blue

BK : Black

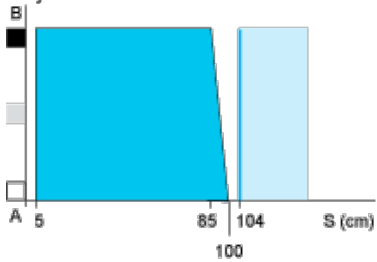
## Detection Curves

### Variation of Usable Sensing Distance $S_u$

Adjustment at 10 cm



Adjustment at 1 m

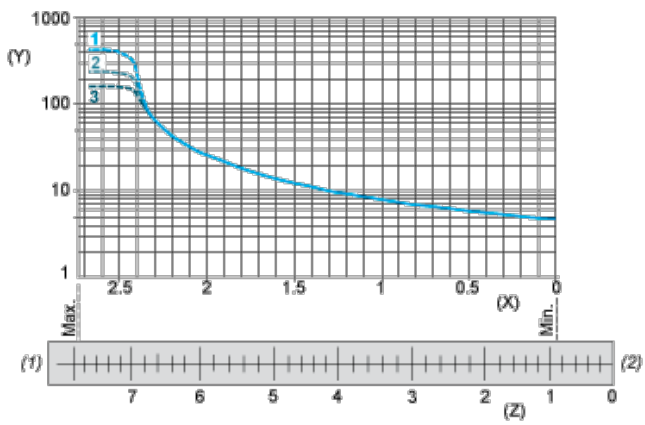


- (1) Black 6%
- (2) Grey 18%
- (3) White 90%
- (4) Sensing range
- (5) Non sensing zone (matt surfaces)

A-B :Object reflection coefficient

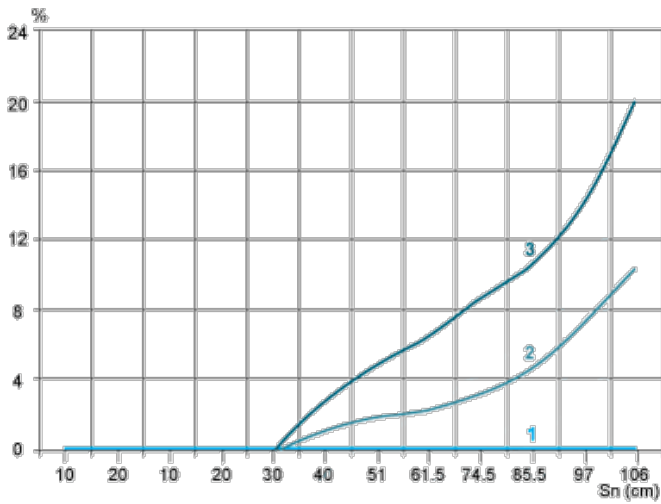
- (1) Black 6%
- (2) Grey 18%
- (3) White 90%
- (4) Sensing range
- (5) Non sensing zone (matt surfaces)

### Sensing Distance Adjustment



- 1 : White 90%
- 2 : Grey 18%
- 3 : Black 6%
- (Y) Sensing distance (cm)
- (X) Number of turns on potentiometer
- (Z) Setting indicator position (mm)

**Relative Difference in Sensing Distances According to Object Colour**



- 1 : White 90%
- 2 : Grey 18%
- 3 : Black 6%

Компания «Life Electronics» занимается поставками электронных компонентов импортного и отечественного производства от производителей и со складов крупных дистрибьюторов Европы, Америки и Азии.

С конца 2013 года компания активно расширяет линейку поставок компонентов по направлению коаксиальный кабель, кварцевые генераторы и конденсаторы (керамические, пленочные, электролитические), за счёт заключения дистрибьюторских договоров

Мы предлагаем:

- Конкурентоспособные цены и скидки постоянным клиентам.
- Специальные условия для постоянных клиентов.
- Подбор аналогов.
- Поставку компонентов в любых объемах, удовлетворяющих вашим потребностям.
- Приемлемые сроки поставки, возможна ускоренная поставка.
- Доставку товара в любую точку России и стран СНГ.
- Комплексную поставку.
- Работу по проектам и поставку образцов.
- Формирование склада под заказчика.
- Сертификаты соответствия на поставляемую продукцию (по желанию клиента).
- Тестирование поставляемой продукции.
- Поставку компонентов, требующих военную и космическую приемку.
- Входной контроль качества.
- Наличие сертификата ISO.

В составе нашей компании организован Конструкторский отдел, призванный помогать разработчикам, и инженерам.

Конструкторский отдел помогает осуществить:

- Регистрацию проекта у производителя компонентов.
- Техническую поддержку проекта.
- Защиту от снятия компонента с производства.
- Оценку стоимости проекта по компонентам.
- Изготовление тестовой платы монтаж и пусконаладочные работы.



Тел: +7 (812) 336 43 04 (многоканальный)

Email: [org@lifeelectronics.ru](mailto:org@lifeelectronics.ru)