

## Shelves (Fixed) - Internal Mount (Two Pair of Panel Rails)

Path: [Home](#) > [Rack Index](#) > Shelves (Fixed) - Internal Mount - Two Pair of Panel Rails



click to enlarge





[Assembly  
Instructions](#)

### Fixed Shelf (Unvented)














- Attach to the sides of both pair of rack combination rails
- Requires no front rail mounting
- Front & rear lip folded for extra strength
- Weight load tested (RFVS2426BK1) to 350 pounds!
- Versatile design - can be used as shown (easy to install) or upside down (front & rear lip become equipment retainers)
- Heavy duty, 14 Ga. steel construction
- Sides folded up for easy hardware installation from above
- Sides are slotted for easy adjustment with most rail depth locations
- Rugged textured powder paint finish
- Includes all mounting hardware
- If used with our square hole rails you will need to order P/N **CPRSA** rail adaptor for each shelf ordered. [Link here](#) (below) to more information.
- **MOUNTS ON TWO PAIR OF PANEL RAILS (FRONT & BACK)**

### *UNVENTED - 19" Rack Mount*

Part Number	Color	 PDF Reader File	 AutoCAD .dxf File (zipped)	 3D Solid Model .stp files (zipped)	Shelf Depth
<b>RFUS1918BK1</b> <b>RFUS1918CG1</b>	Black Beige*	 63K	 38K	 19K	18"
<b>RFUS1921BK1</b> <b>RFUS1921CG1</b>	Black Beige*	 64K	 41K	 23K	21"
<b>RFUS1926BK1</b> <b>RFUS1926CG1</b>	Black Beige*	 63K	 11K	 23K	26"
<b>RFUS1931BK1</b> <b>RFUS1931CG1</b>	Black Beige*	 70K	 42K	 25K	31"


**\*Note:** "CG2" (Beige color) is being phased out from stock

## **UNVENTED - 24" Rack Mount**

Part Number	Color	 PDF Reader File	AutoCAD .dxf File (zipped)	3D Solid Model .stp files (zipped)	Shelf Depth
<b>RFUS2418BK1</b> <b>RFUS2418CG1</b>	Black Beige*	 62K	 38K	 19K	18"
<b>RFUS2421BK1</b> <b>RFUS2421CG1</b>	Black Beige*	 63K	 41K	 23K	21"
<b>RFUS2426BK1</b> <b>RFUS2426CG1</b>	Black Beige*	 63K	 41K	 23K	26"
<b>RFUS2431BK1</b> <b>RFUS2431CG1</b>	Black Beige*	 63K	 42K	 25K	31"

**\*Note:** "CG2" (Beige color) is being phased out from stock

**Note2:** Weight load tested (RFUS2426BK1) to 350 pounds.



click to enlarge
















Assembly  
Instructions

### Fixed Shelf (Vented)

- Attach to the sides of both pair of rack combination rails
- Requires no front rail mounting
- Provides a sturdy shelf without obstructing upward heat movement
- Front & rear lip folded for extra strength
- Weight load tested (RFVS2426BK1) to 350 pounds!
- Versatile design - can be used as shown (easy to install) or upside down (front & rear lip become equipment retainers)
- Heavy duty, 14 Ga. steel construction
- Sides folded up for easy hardware installation from above
- Sides are slotted for easy adjustment with most rail depth locations
- Rugged textured powder paint finish
- Includes all mounting hardware
- If used with our square hole rails you will need to order P/N **CPRSA** rail adaptor for each shelf ordered. [Link here](#) (below) to more information.
- **MOUNTS ON TWO PAIR OF PANEL RAILS**














(FRONT & BACK)

### VENTED - 19" Rack Mount

Part Number	Color	 Reader File	AutoCAD .dxf File (zipped)	3D Solid Model .stp files (zipped)	Shelf Depth
<b>RFVS1918BK1</b> <b>RFVS1918CG1</b>	Black Beige*	 133K	 139K	 250K	18"
<b>RFVS1921BK1</b> <b>RFVS1921CG1</b>	Black Beige*	 133K	 141K	 258K	21"
<b>RFVS1926BK1</b> <b>RFVS1926CG1</b>	Black Beige*	 239K	 172K	 329K	26"
<b>RFVS1931BK1</b> <b>RFVS1931CG1</b>	Black Beige*	 242K	 173K	 333K	31"

**\*Note:** "CG2" (Beige color) is being phased out from stock

### VENTED - 24 " Rack Mount

Part Number	Color	 Reader File	AutoCAD .dxf File (zipped)	3D Solid Model .stp files (zipped)	Shelf Depth
<b>RFVS2418BK1</b> <b>RFVS2418CG1</b>	Black Beige*	 133K	 144K	 250K	18"
<b>RFVS2421BK1</b> <b>RFVS2421CG1</b>	Black Beige*	 135K	 146K	 255K	21"
<b>RFVS2426BK1</b> <b>RFVS2426CG1</b>	Black Beige*	 153K	 179K	 329K	26"
<b>RFVS2431BK1</b> <b>RFVS2431CG1</b>	Black Beige*	 152K	 180K	 333K	31"

**\*Note:** "CG2" (Beige color) is being phased out from stock

**Note2:** Weight load tested (RFVS2426BK1) to 350 pounds.

### "Zero Space" - Fixed Shelf (Vented)

- Attaches to the side of both pairs of rack combination rails (see drawing)
- No obstruction to front panel space or equipment
















click to enlarge



click to enlarge

- Requires no front rail mounting or front rack space
- Vented to provide a sturdy shelf without obstructing upward heat movement
- Heavy duty, 14 Ga. steel construction
- Rear lip folded up for extra strength & acts as a rear equipment retainer
- Rear lip is covered with a rubber channel to avoid equipment scratching and cable chaffing (see drawing to the left)
- Includes two equipment stops which can be fastened anywhere on the shelf (#5 in drawing to the left)
- Sides folded up for easy hardware installation from above
- Sides are slotted for easy adjustment with most rail depth locations
- Rugged textured powder paint finish
- Includes all mounting hardware
- If used with our square hole rails you will need to order P/N **CPRSA** rail adaptor for each shelf ordered. [Link here](#) (below) to more information.
- **MOUNTS ON TWO PAIR OF PANEL RAILS (FRONT & BACK)**

### ***VENTED - 19" Rack Mount***

Part Number	Color	 PDF Reader File	AutoCAD .dxf Files (zipped)	3D Solid Model .stp files (zipped)	Shelf Depth
<b>RZVS1918BK1</b>	Black	 167K	 119K	 154K	18"
<b>RZVS1921BK1</b>	Black	 124K	 134K	 184K	21"
<b>RZVS1926BK1</b>	Black	 146K	 175K	 244K	26"
<b>RZVS1931BK1</b>	Black	 162K	 207K	 304K	31"



### ***Adjustable Depth - Fixed Shelf - Light Duty***

- Uses 1U (1.75") of rack space
- Adjustable mounting depth
- Choice of unvented or vented versions
- 14 Ga. steel construction
- Finished in a rugged textured powder paint finish











click to enlarge













Assembly  
Instructions

- Weight load tested to 75 pounds.
- Includes all mounting hardware
- **MOUNTS ON TWO PAIR OF PANEL RAILS (FRONT & BACK)**

### **UNVENTED - 19" Rack Mount**

Part Number	Color	 Reader File	AutoCAD .dxf Files (zipped)	3D Solid Model .stp file (zipped)	Adjustable Depth Range
<b>RMASU1917BK1</b>	Black	 182K	 76K	 68K	17" to 27"
<b>RMASU1925BK1</b>	Black	 190K	 76K	 69K	25" to 35"
<b>RMASU1930BK1</b>	Black	 180K	 76K	 69K	30" to 40"

### **VENTED - 19" Rack Mount**

Part Number	Color	 Reader File	AutoCAD .dxf Files (zipped)	3D Solid Model .stp file (zipped)	Adjustable Depth Range
<b>RMASV1917BK1</b>	Black	 233K	 151K	 177K	17" to 27"
<b>RMASV1925BK1</b>	Black	 248K	 169K	 211K	25" to 35"
<b>RMASV1930BK1</b>	Black	 263K	 177K	 227K	30" to 40"

**Note:** Weight load tested to 75 pounds.

### **Adjustable Depth - Fixed Shelf - HEAVY DUTY**

- Uses 2U (3.5") of rack space
- Adjustable mounting depth
- Choice of unvented or vented versions
- Heavy duty, 14 Ga. steel construction



- Finished in a rugged textured powder paint finish
- Weight load tested to 200 pounds.
- Includes all mounting hardware
- **MOUNTS ON TWO PAIR OF PANEL RAILS (FRONT & BACK)**



Assembly Instructions

### UNVENTED - 19" Rack Mount

Part Number	Color	PDF Reader File	AutoCAD .dxf Files (zipped)	3D Solid Model .stp file (zipped)	Adjustable Depth Range
<b>RMASUHD1917BK1</b>	Black	196K	79K	75K	17" to 27"
<b>RMASUHD1925BK1</b>	Black	195K	79K	75K	25" to 35"
<b>RMASUHD1936BK1</b>	Black	194K	79K	77K	36" to 48"

### VENTED - 19" Rack Mount

Part Number	Color	PDF Reader File	AutoCAD .dxf Files (zipped)	3D Solid Model .stp file (zipped)	Adjustable Depth Range
<b>RMASVHD1917BK1</b>	Black	283K	140K	166K	17" to 27"
<b>RMASVHD1925BK1</b>	Black	322K	165K	218K	25" to 35"
<b>RMASVHD1936BK1</b>	Black	363K	198K	287K	36" to 48"











**Note:** Weight load tested to 200 pounds.













## Fixed Chassis/Shelf

- Shelf can be used as a permanently mounted support shelf or as a pull out chassis
- Will also accept type "RSLIDE" equipment slides (see below) for pull out applications
- 18-gauge steel shelf and 14-gauge brackets
- Weight load tested (RASC1922WH2) to 85 pounds.
- Shelf is 16.8" wide and 0.5" high
- Finished in a smooth white powder paint for high visibility
- Includes all mounting hardware
- **MOUNTS ON TWO PAIR OF PANEL RAILS (FRONT & BACK)**

### 19" Rack Mount

Part Number	 Reader File	AutoCAD .dxf file (zipped)	3D Solid Model .stp file (zipped)	Shelf Depth	Bracket Depth
				Inches	Inches
RASC1912WH2	 153K	 70K	 63K	11.9	13.2
RASC1916WH2	 159K	 68K	 63K	15.9	14.9
RASC1922WH2	 160K	 68K	 63K	21.9	20.9

### 24" Rack Mount

Part Number	 Reader File	AutoCAD .dxf file (zipped)	3D Solid Model .stp file (zipped)	Shelf Depth	Bracket Depth
				Inches	Inches
RASC2412WH2	 152K	 70K	 63K	11.9	13.2
RASC2416WH2	 155K	 68K	 63K	15.9	14.9
RASC2422WH2	 152K	 68K	 63K	21.9	20.9

**Note:** Weight load tested (RASC1922WH2) to 85 pounds.

## RAIL ACCESSORIES

### Square Hole Panel Rail Adaptor







click to enlarge



Part Number **CPRSA**

- **REQUIRED ONLY** when using [square hole panel rails](#) with dual rail pair mounted shelves
- works with RFVS, RFUS, RZVS and RASC shelves
- set of 4
- includes mounting hardware

 Reader File	AutoCAD .dxf & .dwg Files (zipped)	3D Solid Model .stp file (zipped)
 71K	 32K	 9K

DOWNLOAD



[Shelves & Slides - catalog pages \(5\)](#) - Adobe Reader .pdf format (198K)

DOWNLOAD



[all accessories - catalog pages \(44\)](#) - Adobe Reader .pdf format (1,495K)

Exactly what you are looking for???

Link to our stocking distributors - most have "on-line" pricing, stock check and ordering!!!

[Our Distributors](#)



[Order from your favorite distributor](#)

---

[Home](#) | [Products](#) | [Distributors](#) | [Technical](#) | [Contact Us](#) | [Other Options](#)

---

Copyright; © 1998-2011 Hammond Mfg Co Inc

URL: <http://www.hammondmfg.com>

Компания «Life Electronics» занимается поставками электронных компонентов импортного и отечественного производства от производителей и со складов крупных дистрибьюторов Европы, Америки и Азии.

С конца 2013 года компания активно расширяет линейку поставок компонентов по направлению коаксиальный кабель, кварцевые генераторы и конденсаторы (керамические, пленочные, электролитические), за счёт заключения дистрибьюторских договоров

Мы предлагаем:

- Конкурентоспособные цены и скидки постоянным клиентам.
- Специальные условия для постоянных клиентов.
- Подбор аналогов.
- Поставку компонентов в любых объемах, удовлетворяющих вашим потребностям.
- Приемлемые сроки поставки, возможна ускоренная поставка.
- Доставку товара в любую точку России и стран СНГ.
- Комплексную поставку.
- Работу по проектам и поставку образцов.
- Формирование склада под заказчика.
- Сертификаты соответствия на поставляемую продукцию (по желанию клиента).
- Тестирование поставляемой продукции.
- Поставку компонентов, требующих военную и космическую приемку.
- Входной контроль качества.
- Наличие сертификата ISO.

В составе нашей компании организован Конструкторский отдел, призванный помогать разработчикам, и инженерам.

Конструкторский отдел помогает осуществить:

- Регистрацию проекта у производителя компонентов.
- Техническую поддержку проекта.
- Защиту от снятия компонента с производства.
- Оценку стоимости проекта по компонентам.
- Изготовление тестовой платы монтаж и пусконаладочные работы.



Тел: +7 (812) 336 43 04 (многоканальный)

Email: [org@lifeelectronics.ru](mailto:org@lifeelectronics.ru)