

208 Series Lead-Free 2AG, Fast-Acting Fuse



Description

Littelfuse 208 Series (2AG) 350V Fast-Acting Fuses are available in cartridge form or with axial leads. This series provides the same performance characteristics as its 3AG counterpart, while occupying one-third the space. Sleeved fuses are available.

Features

- In accordance with Underwriter's Laboratories Standard UL/CSA 248-14
- In accordance with DENAN Appendix 3 for the Japanese Market.
- Available in cartridge and axial lead form and with various lead forming dimensions
- RoHS compliant and Lead-free

Applications

- Electrical ballasts used in fluorescent lighting and other applications

Electrical Characteristics for Series

| % of Ampere Rating | Opening Time |
|--------------------|----------------|
| 100% | 4 Hours, Min. |
| 135% | 1 Hour, Max. |
| 200% | 1 Second, Max. |

Agency Approvals

| Agency | Agency File Number | Ampere Range |
|--------|--|--|
| | E10480 | 0.375A - 10A |
| | Cartridge | |
| | NBK200405-E10480A NBK200405-E10480C NBK110512-E10480A NBK190619-E10480A | 1A 1.5A - 3.5A 4A - 5A 6A - 10A |
| | Leaded | |
| | NBK200405-E10480B NBK200405-E10480D NBK110512-E10480B NBK190619-E10480B | 1A 1.5A - 3.5A 4A - 5A 6A - 10A |
| | N/A | 0.375A - 10A |

Additional Information



Datasheet



Resources



Samples



Accessories

For recommended fuse accessories for this product series, see '[Recommended Accessories](#)' section.

Electrical Characteristic Specifications by Item

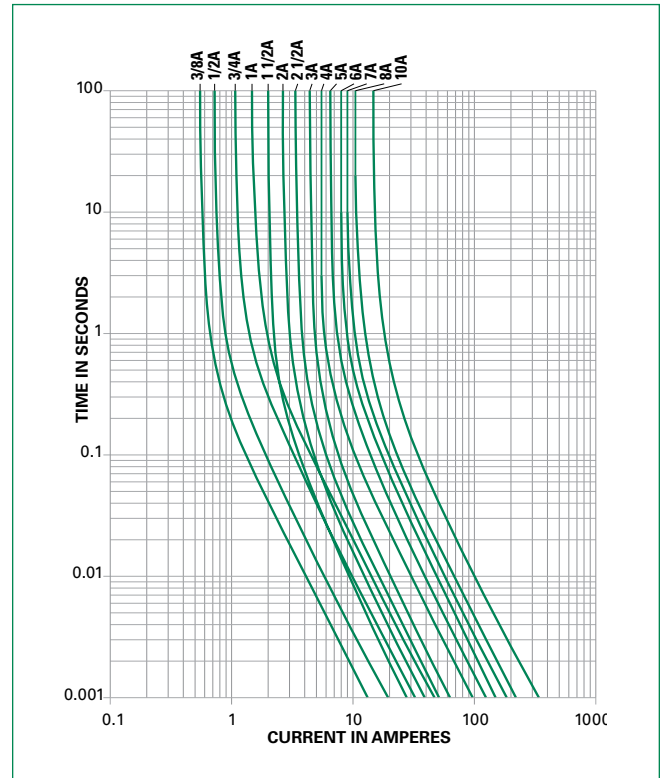
| Amp Code | Amp Rating | Voltage Rating | Interrupting Rating | Nominal Cold Resistance (Ohms) | Nominal Melting I ² t (A ² sec) | Agency Approvals | | |
|----------|------------|----------------|---------------------|--------------------------------|---|------------------|------|----|
| | | | | | | UL US | PS E | CE |
| .375 | 0.375 | 350 | 100A @ 350V AC | 0.395 | 0.171 | x | | x |
| .500 | 0.500 | 350 | | 0.265 | 0.365 | x | | x |
| .750 | 0.750 | 350 | | 0.152 | 1.050 | x | | x |
| 001. | 1.0 | 350 | | 0.103 | 2.220 | x | x | x |
| 015 | 1.5 | 350 | | 0.0712 | 0.800 | x | x | x |
| 002. | 2.0 | 350 | | 0.0497 | 2.169 | x | x | x |
| 025 | 2.5 | 350 | | 0.0372 | 2.68 | x | x | x |
| 003. | 3.0 | 350 | | 0.0317 | 4.62 | x | x | x |
| 035 | 3.5 | 350 | | 0.0265 | 6.70 | x | x | x |
| 004. | 4 | 350 | | 0.0240 | 9.40 | x | x | x |
| 005. | 5 | 350 | | 0.0186 | 17.00 | x | x | x |
| 006. | 6 | 350 | | 0.0154 | 22.10 | x | x | x |
| 007. | 7 | 350 | | 0.0130 | 40 | x | x | x |
| 008. | 8 | 350 | | 0.0107 | 56 | x | x | x |
| 010. | 10 | 350 | | 0.0075 | 116 | x | x | x |

Temperature Re-rating Curve

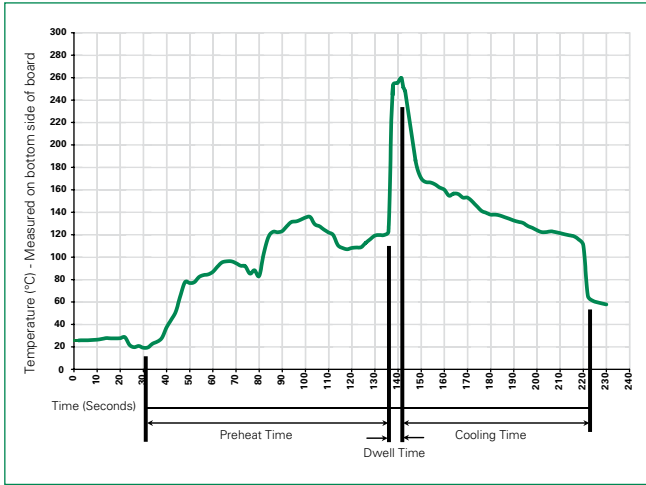


Note:
Rerating depicted in this curve is in addition to the standard derating of 25% for continuous operation.

Average Time Current Curves



Soldering Parameters - Wave Soldering



Recommended Process Parameters:

| Wave Parameter | Lead-Free Recommendation |
|---|-----------------------------------|
| Preheat: (Depends on Flux Activation Temperature) | (Typical Industry Recommendation) |
| Temperature Minimum: | 100°C |
| Temperature Maximum: | 150°C |
| Preheat Time: | 60-180 seconds |
| Solder Pot Temperature: | 260°C Maximum |
| Solder Dwell Time: | 2-5 seconds |

Recommended Hand-Solder Parameters:

Solder Iron Temperature: 350°C +/- 5°C
Heating Time: 5 seconds max.

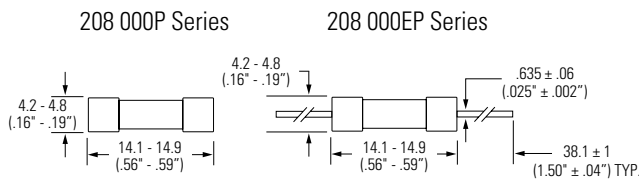
Note: These devices are not recommended for IR or Convection Reflow process.

Product Characteristics

| | |
|--------------------------|---|
| Materials | Body : Glass Cap : Nickel-plated brass Leads: Tin-plated Copper |
| Terminal Strength | MIL-STD-202, Method 211, Test Condition A |
| Solderability | MIL-STD-202 method 208 |
| Product Marking | Cap1 : Brand logo, current and voltage ratings Cap2 : Series and agency approval marks |

| | |
|-------------------------------|---|
| Operating Temperature: | -55°C to 125°C. |
| Thermal Shock: | MIL-STD-202, Method 107, Test Condition B (5 Cycles -65°C to +125°C). |
| Vibration | MIL-STD-202, Method 201 |
| Humidity | MIL-STD-202, Method 103, Test Condition A: High RH (95%) and elevated temp (40°C) for 240 hours |
| Salt Spray | MIL-STD-202, Method 101, Test Condition B |

Dimensions



Part Numbering System



Packaging

| Packaging Option | Packaging Specification | Quantity | Quantity & Packaging Code | Taping Width |
|-------------------|-------------------------|----------|---------------------------|------------------|
| 208 Series | | | | |
| Bulk | N/A | 1000 | MX | N/A |
| Bulk | N/A | 1000 | MXE | N/A |
| Reel and Tape | EIA 296-E | 1500 | DRT1 | T1=53mm (2.087") |

Recommended Accessories

| Accessory Type | Series | Description | Max Application Voltage | Max Application Amperage |
|----------------|---------------------|--|-------------------------|--------------------------|
| Holder | 150 | In-Line Fuseholder | 350 | 10 |
| | 286 | Panel Mount Flip-Top Shock-Safe Fuseholder | 250 | 10 |
| Block | 254 | OMNI-BLOK® Fuse Block | 400 | 10 |
| Clip | 111 | PC Board Mount Fuse Clip | 250 | 10 |

Notes:

- Do not use in applications above rating.
- Please refer to fuseholder data sheet for specific re-rating information.
- Please contact factory for applications greater than the max voltage and amperage shown.

Компания «Life Electronics» занимается поставками электронных компонентов импортного и отечественного производства от производителей и со складов крупных дистрибьюторов Европы, Америки и Азии.

С конца 2013 года компания активно расширяет линейку поставок компонентов по направлению коаксиальный кабель, кварцевые генераторы и конденсаторы (керамические, пленочные, электролитические), за счёт заключения дистрибьюторских договоров

Мы предлагаем:

- Конкурентоспособные цены и скидки постоянным клиентам.
- Специальные условия для постоянных клиентов.
- Подбор аналогов.
- Поставку компонентов в любых объемах, удовлетворяющих вашим потребностям.
- Приемлемые сроки поставки, возможна ускоренная поставка.
- Доставку товара в любую точку России и стран СНГ.
- Комплексную поставку.
- Работу по проектам и поставку образцов.
- Формирование склада под заказчика.
- Сертификаты соответствия на поставляемую продукцию (по желанию клиента).
- Тестирование поставляемой продукции.
- Поставку компонентов, требующих военную и космическую приемку.
- Входной контроль качества.
- Наличие сертификата ISO.

В составе нашей компании организован Конструкторский отдел, призванный помогать разработчикам, и инженерам.

Конструкторский отдел помогает осуществить:

- Регистрацию проекта у производителя компонентов.
- Техническую поддержку проекта.
- Защиту от снятия компонента с производства.
- Оценку стоимости проекта по компонентам.
- Изготовление тестовой платы монтаж и пусконаладочные работы.



Тел: +7 (812) 336 43 04 (многоканальный)

Email: org@lifeelectronics.ru