


## Assembled cables



### Delay lines

Part number	Delay (ns)	Part number
MFB.00.250.RTE005	0.5	MSB.00.250.RTE005
MFB.00.250.RTE010	1.0	MSB.00.250.RTE010
MFB.00.250.RTE020	2.0	MSB.00.250.RTE020
MFB.00.250.RTE030	3.0	MSB.00.250.RTE030
MFB.00.250.RTE040	4.0	MSB.00.250.RTE040
MFB.00.250.RTE050	5.0	MSB.00.250.RTE050
MFB.00.250.RTE060	6.0	MSB.00.250.RTE060
MFB.00.250.RTE080	8.0	MSB.00.250.RTE080
MFB.00.250.RTE100	10.0	MSB.00.250.RTE100
MFB.00.250.RTE160	16.0	MSB.00.250.RTE160
MFB.00.250.RTE200	20.0	MSB.00.250.RTE200
MFB.00.250.RTE320	32.0	MSB.00.250.RTE320
MFB.00.250.RTE640	64.0	MSB.00.250.RTE640

### Assembled Cables

Part number	Length (cm)	Part number
MFB.00.250.LTE010	10	MSB.00.250.LTE010
MFB.00.250.LTE020	20	MSB.00.250.LTE020
MFB.00.250.LTE030	30	MSB.00.250.LTE030
MFB.00.250.LTE040	40	MSB.00.250.LTE040
MFB.00.250.LTE050	50	MSB.00.250.LTE050
MFB.00.250.LTE060	60	MSB.00.250.LTE060
MFB.00.250.LTE080	80	MSB.00.250.LTE080
MFB.00.250.LTE100	100	MSB.00.250.LTE100
MFB.00.250.LTE150	150	MSB.00.250.LTE150
MFB.00.250.LTE200	200	MSB.00.250.LTE200
MFB.00.250.LTE300	300	MSB.00.250.LTE300
MFB.00.250.LTE400	400	MSB.00.250.LTE400
MFB.00.250.LTE500	500	MSB.00.250.LTE500

**Note:** the standard cable used to manufacture these cable assemblies is according to IEC.50.2.1 standard. On request this type of cable can be replaced by other coaxial cables. Other cable lengths are available on request.

## Accessories



### Fitting of the cord

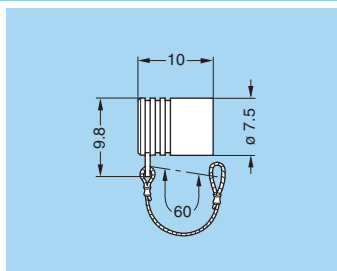
Slide the plug into the loop of the cord. Place the loop into the groove in front of the collet nut and tighten the loop.

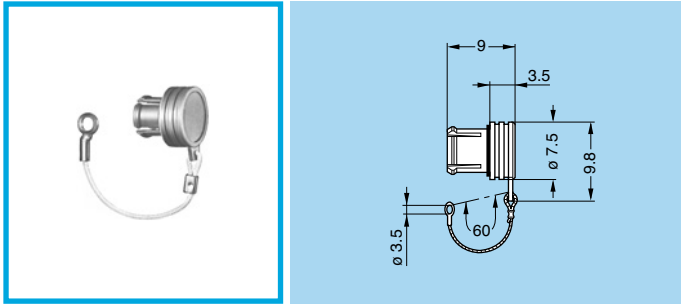
### BFG Caps for plug with or without keying

Part number	Weight (g)
BFG.00.100.PCSG	0.7

**Note:** upon request this cap can be supplied in black and the last letter "G" of the part number should be replaced with "N".

- Body material: Polyoxymethylen (POM) grey
- Cord material: Polyamid 6, grey
- O-ring material: Silicone rubber
- Maximum operating temperature: 100°C
- Watertightness: IP61 according to IEC 60529






- Body material: Polyoxymethylen (POM) grey
- Cord material: Polyamid 6, grey

### BRA Blanking cap for fixed socket and free straight socket

Part number	Weight (g)
BRA.00.200.PCSG	0.6

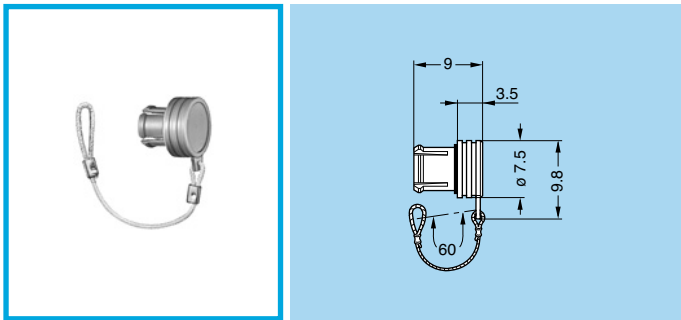
**Note:** upon request this cap can be supplied in black and the last letter "G" of the part number should be replaced with "N".

- O-ring material: Silicone rubber
- Maximum operating temperature: 100°C
- Watertightness: IP61 according to IEC 60529



### Fitting of the cord

Slide the socket into the loop of the cord. Place the loop into the groove in front of the collet nut and tighten the loop.

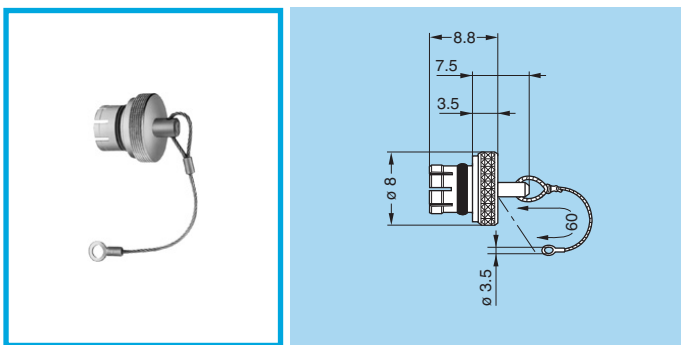


### BRD Blanking cap for free socket

Part number	Weight (g)
BRD.00.200.PCSG	0.5

**Note:** upon request this cap can be supplied in black and the last letter "G" of the part number should be replaced with "N".

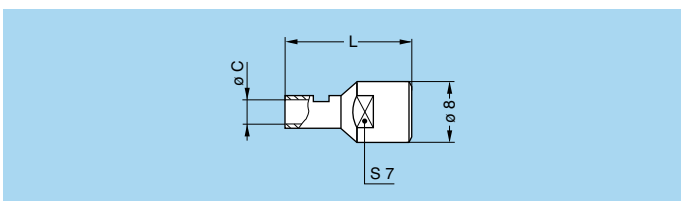
- Body material: Polyoxymethylen (POM) grey
- Cord material: Polyamid 6, grey
- O-ring material: Silicone rubber
- Maximum operating temperature: 100°C
- Watertightness: IP61 according to IEC 60529



### BRE Blanking cap for fixed socket, free socket and coupler

Part number	Weight (g)
BRE.00.200.NAS	6.5

- Body material: Brass (UNS C 38500), nickel-plated (3 µm)
- Cable material: Stainless steel
- O-ring material: Silicone rubber or FPM
- Maximum operating temperature: 250°C
- Watertightness: IP61 according to IEC 60529

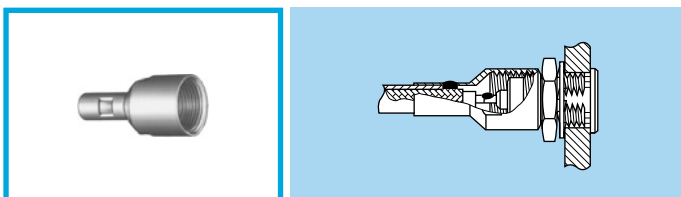


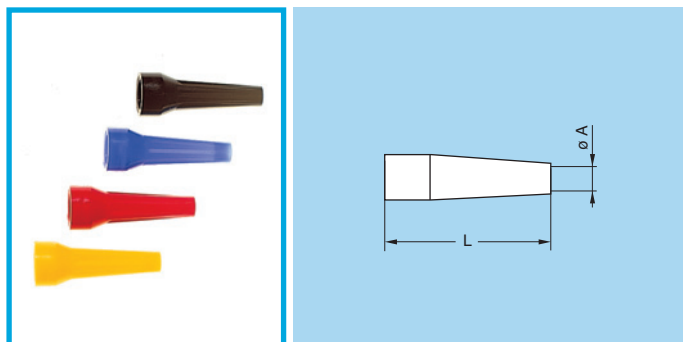
### GCD Earthing cap

Part number	Cable group	Dim.	
		L	C
GCD.00.020.LA	1	12	2.0
GCD.00.032.LA	2-3-4	16	3.2
GCD.00.050.LA	6	19	5.0

**Note:** the shield braid of the cable should be soldered onto the back of the cap screwed on the socket outer shell.

- Material: Brass (UNS C 38500) gold-plated (0.5 µm)






**Note:**

- a) for use with crimp models and nut for fitting a bend relief.
- b) the last letter of the part number “•” specifies the colour. Refer to the table below, for GRA washers, to define another colour and replace the letter “•” by the one corresponding to the colour required.
- c) material: Polyurethan (Desmopan 786)
- d) operating temperature: -40°C + 80°C

### GM. Bend relief (Polyurethane)

Part number	Dim.		ø Cable		Nut for fitting the bend relief part nb
	A	L	max	min	
GMA.00.012.D•	1.2	22	1.4	1.1	FFM.00.130.LN
GMA.00.018.D•	1.8	22	2.1	1.8	FFM.00.130.LN
GMB.00.025.D•	2.5	22	2.8	2.5	FFM.00.130.LN
GMB.00.028.D•	2.8	22	3.1	2.8	FFM.00.130.LN
GMB.00.032.D•	3.2	22	3.5	3.2	FFM.00.130.LN
GMD.00.025.D•	2.5	22	2.8	2.5	FFM.00.130.LN
GMD.00.028.D•	2.8	22	3.1	2.8	FFM.00.130.LN
GMD.00.032.D•	3.2	22	3.5	3.2	FFM.00.130.LN
GMA.0B.025.D•	2.5	24	2.9	2.5	FFM.0B.130.LC
GMA.0B.030.D•	3.0	24	3.4	3.0	FFM.0B.130.LC
GMB.0B.035.D•	3.5	24	3.9	3.5	FFM.0B.130.LC
GMB.0B.040.D•	4.0	24	4.4	4.0	FFM.0B.130.LC
GMB.0B.045.D•	4.5	24	5.2	4.5	FFM.0B.130.LC

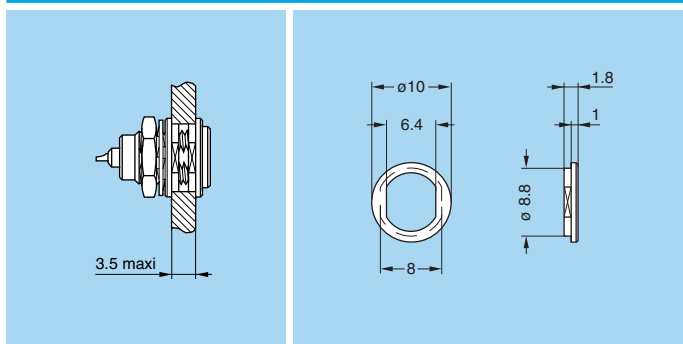


### GRA Insulating washers

Part number	Weight (g)
GRA.00.269.G•	0.1

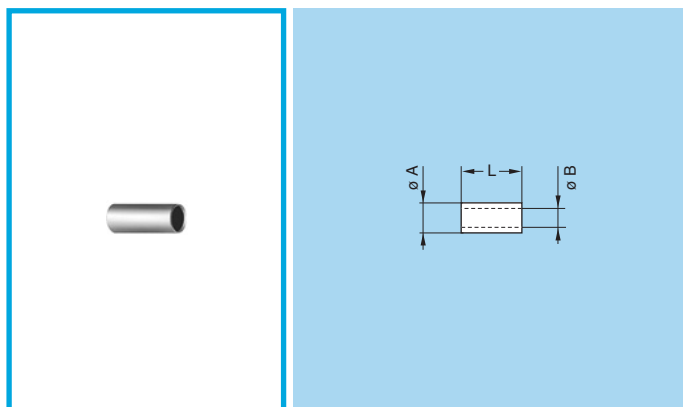
**Note:**

- a) sockets and plugs mounted on panels can be fitted with insulating washers. The nine colours available combined with those for the bend reliefs makes colour coding possible.
- b) the last letter of the part number “•” specifies the colour. Refer to the table below to define another colour and replace the letter “•” by the one corresponding to the colour required.
- c) material: Polyamid
- d) operating temperature: -40°C + 80°C



Ref.	Colour	Ref.	Colour	Ref.	Colour
A	blue	J	yellow	R	red
B	white	M	brown	S	orange
G	grey	N	black	V	green

## Spare Parts

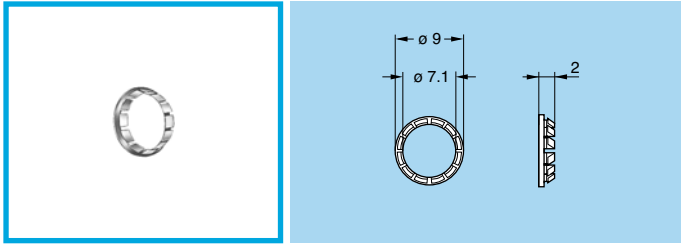


### FFS Crimp ferrule

Part number	Cable group	Dim.		
		øA	øB	L
FFS.00.160.DN	1	3.1	2.4	8
FFS.00.161.MN	2-3-4	3.8	3.05	8
FFS.00.162.DN	8	4.4	3.4	8
FFS.00.163.DN	5	5.3	4.4	8
FFS.00.164.DN	6	6.2	5.25	11
CRK.0A.160.DN	7	6.2	5.5	11

**Note:** sockets and plugs to be crimped are always supplied with a crimp ferrule. To order this accessory separately, use the above part numbers.

• Material: Copper (UNS C 18700) nickel-plated (3µm)

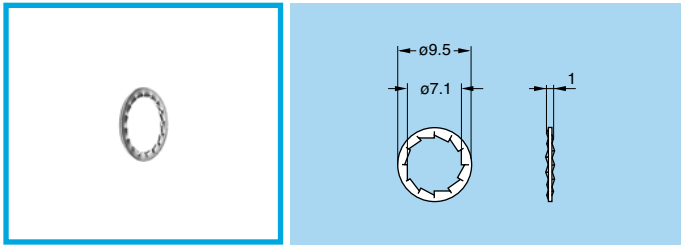


### GBB Tapered washer

Part number	Weight (g)
GBB.00.250.LN	0.2

**Note:** to order this accessory separately, use the above part number.

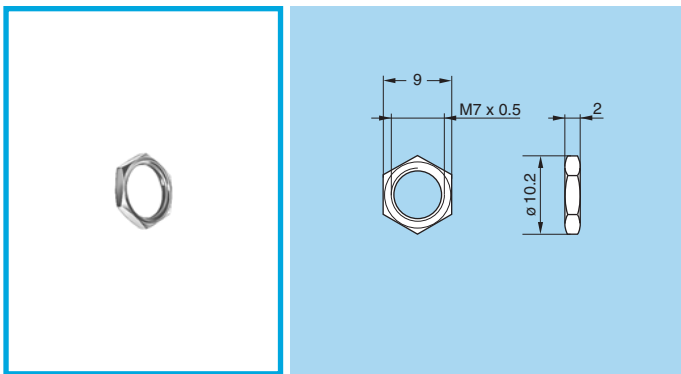
- Material: Brass (UNS C 38500) nickel-plated (3 µm)



### GBA Locking washer

Part number	Weight (g)
GBA.00.250.FN	0.2

**Note:** sockets and plugs are always supplied with a locking washer. To order this accessory separately, use the above part number.

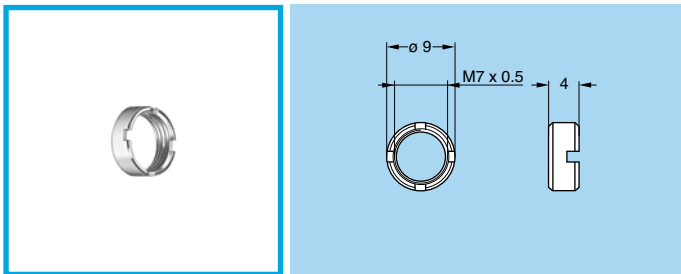


### GEA Hexagonal nut

Part number	Weight (g)
GEA.00.240.LN	0.6

**Note:** sockets and plugs are supplied with a hexagonal nut as standard. To order this accessory separately, use the above part number. The last letters "LN" of the part number refer to the nut material and treatment. If a nut in aluminium alloy is desired, replace the last letters of the part number by "PT".

- Material:
  - Brass (UNS C 38500) nickel-plated (3 µm)
  - Aluminium alloy natural anodized

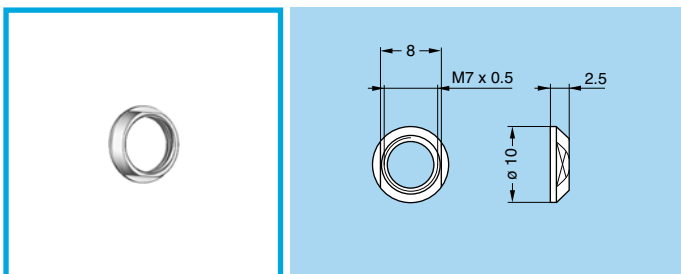


### GEB Round nut

Part number	Weight (g)	Standard for models
GEB.00.240.LN	0.8	ECP, ESG

**Note:** to order this accessory separately, use the above part number.

- Material: Brass (UNS C 38500) nickel-plated (3 µm)

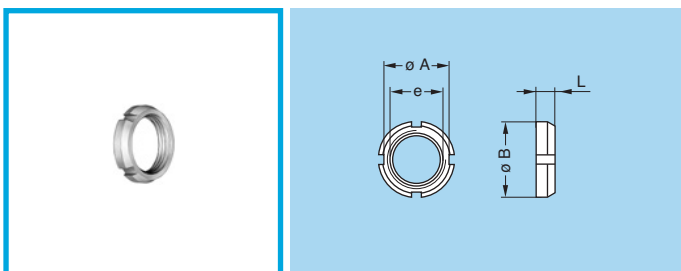


### GEC Conical nut

Part number	Weight (g)
GEC.00.240.LN	0.6

**Note:** to order this accessory separately, use the above part number.

- Material: Brass (UNS C 38500) nickel-plated (3 µm)

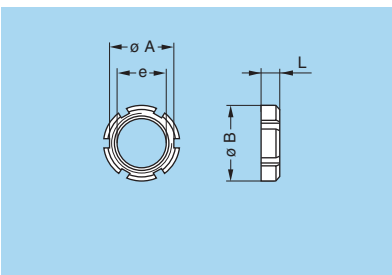


### GEG Notched nut

Part number	Dimensions (mm)				Standard for models
	A	B	e	L	
GEG.00.240.LN	8.7	10	M7 x 0.5	2.5	EPE, EPS, EPR, PES, PFS, PLK, VPS, HEP

**Note:** to order this accessory separately, use the above part numbers.

- Material: Brass (UNS C 38500) nickel-plated (3 µm)

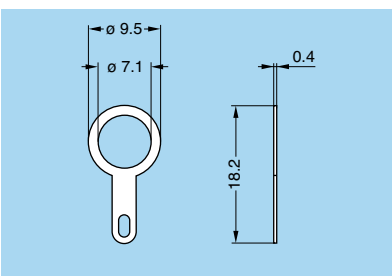


### GEB Slotted nut

Part number	Dimensions (mm)				Standard for models
	A	B	e	L	
GEB.00.242.LN	8.5	10	M7 x 0.5	2.5	ELF, XBG, XRG, XSG, EXG

**Note:** to order this accessory separately, use the above part numbers.

- Material: Brass (UNS C 38500) nicked-plated (3  $\mu$ m)

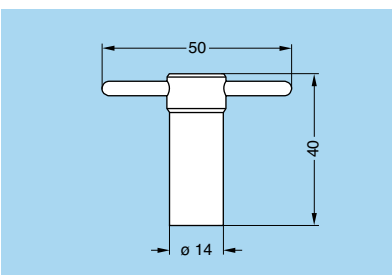
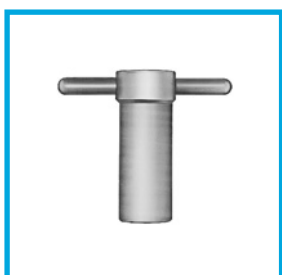


### GCA Earthing Washer

Part number	Weight (g)
GCA.00.255.LT	0.2

- Material: Brass (UNS C 27400) treated CuSnZn (2  $\mu$ m)

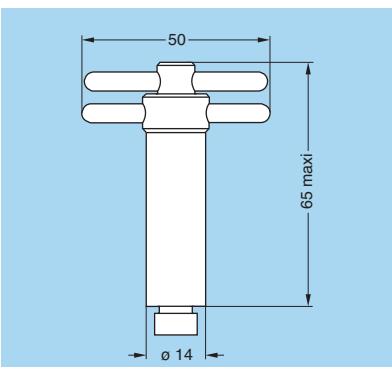

## Tooling



### DCG Spanner for hexagonal nut

Part number	Part number of the nut
DCG.91.149.0TN	GEA.00.240.LN

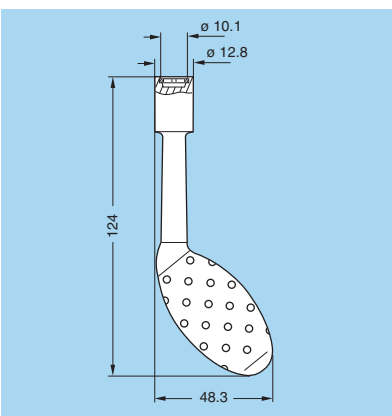

- Material: Blackened steel



### DCA Spanner for hexagonal nut with locator for flats on socket thread

Part number	Part number of the nut
DCA.91.149.0TN	GEA.00.240.LN

- Material: Blackened steel



### DCH Spanner for notched nut

Part number	Part number of the nut
DCH.91.101.PA	GEG.00.240.LN

- Material: blue polyurethane

# Mouser Electronics

Authorized Distributor

Click to View Pricing, Inventory, Delivery & Lifecycle Information:

[LEMO:](#)

[MFB.00.250.LTE040](#)

Компания «Life Electronics» занимается поставками электронных компонентов импортного и отечественного производства от производителей и со складов крупных дистрибьюторов Европы, Америки и Азии.

С конца 2013 года компания активно расширяет линейку поставок компонентов по направлению коаксиальный кабель, кварцевые генераторы и конденсаторы (керамические, пленочные, электролитические), за счёт заключения дистрибьюторских договоров

Мы предлагаем:

- Конкурентоспособные цены и скидки постоянным клиентам.
- Специальные условия для постоянных клиентов.
- Подбор аналогов.
- Поставку компонентов в любых объемах, удовлетворяющих вашим потребностям.
- Приемлемые сроки поставки, возможна ускоренная поставка.
- Доставку товара в любую точку России и стран СНГ.
- Комплексную поставку.
- Работу по проектам и поставку образцов.
- Формирование склада под заказчика.
- Сертификаты соответствия на поставляемую продукцию (по желанию клиента).
- Тестирование поставляемой продукции.
- Поставку компонентов, требующих военную и космическую приемку.
- Входной контроль качества.
- Наличие сертификата ISO.

В составе нашей компании организован Конструкторский отдел, призванный помогать разработчикам, и инженерам.

Конструкторский отдел помогает осуществить:

- Регистрацию проекта у производителя компонентов.
- Техническую поддержку проекта.
- Защиту от снятия компонента с производства.
- Оценку стоимости проекта по компонентам.
- Изготовление тестовой платы монтаж и пусконаладочные работы.



Тел: +7 (812) 336 43 04 (многоканальный)  
Email: [org@lifeelectronics.ru](mailto:org@lifeelectronics.ru)