General Specifications

	FB Series	SB Series
Electrical Capacity (Resistive Load)		
Power Level:	500mA @ 125V AC for silver	3A @ 125V AC or 2A @ 250V AC or 2A @ 30V DC for silver
Logic Level:	0.4VA max. @ 28V AC/DC max. for gold (Applicable Range 0.1mA ~ 0.1A @ 20mV ~ 28V) Note: Find additional explanation in Supplement section.	0.4VA max. @ 28V AC/DC max. for gold (Applicable Range 0.1mA ~ 0.1A @ 20mV ~ 28V) Note: Find explanation of operating range in Supplement section.
Other Ratings		
Contact Resistance:	30 milliohms maximum for silver; 30 milliohms maximum for gold	10 milliohms maximum for silver; 20 milliohms maximum for gold
Insulation Resistance:	100 megohms minimum @ 500V DC	200 megohms minimum @ 500V DC
Dielectric Strength:	1,000V AC minimum between contacts & between contacts & case for 1 minute minimum	1,000V AC minimum between contacts & between contacts & case for 1 minute minimum
Mechanical Life:	50,000 operations minimum	30,000 operations minimum
Electrical Life:	50,000 operations minimum	10,000 operations minimum
Nominal Operating Force:	2.16N	4.90N
Travel:	Pretravel .043" (1.1mm) Overtravel .022" (0.57mm) Total Travel .065" (1.67mm)	Normally Open Total Travel .088" (2.24mm) Normally Closed Total Travel .088" (2.24mm)
Materials & Finishes		
Plunger:	Polyacetal	Phenolic resin
Bushing:	Brass with nickel plating	Brass with nickel plating
Case:	Phenolic resin	Phenolic resin
Movable Contactor:	Copper with silver or gold plating	Copper with silver or gold plating
Stationary Contacts:	Phosphor bronze with silver or gold plating	Copper with silver or gold plating
Terminals:	Phosphor bronze with silver or gold plating	Copper with silver or gold plating
Environmental & Installation Data		
Operating Temp Range:	–10°C through +70°C (+14°F through +158°F)	–10°C through +70°C (+14°F through +158°F)
Soldering Time & Temperature:	Manual Soldering: See Profile A in Supplement section.	Manual Soldering: See Profile A in Supplement section.
Standards & Certifications		
UL:	File No. E44145 Models rated 0.5A @ 125V AC Single pole; Momentary action circuit with solder lug terminations. Add "/U" to end of part number to order UL mark on switch. Add "/CUL" to end of part number to order cULus mark on switch.	File No. E44145 Models rated 3A @ 125V AC & 2A @ 250V AC. Single pole: Momentary action circuit with solder lug terminations. Add "/U" to end of part number to order UL mark on switch. Add "/CUL" to end of part number to order cULus mark on switch.
CSA:		File Number: 023535_0_000 SB series rated 3A @ 125V AC & 2A @ 250V AC. Single pole: Momentary action circuit with solder lug terminations. Add "/C" to end of part number to order CSA mark on switch.

Distinctive Characteristics

Optional caps in different colors to vary appearance as needed.

Low operating force for ease of actuation.

Rear panel bushing mount with compact behind panel dimension.

Internal antijamming feature to protect the contacts from damage due to excessive force on the plunger.

Self-cleaning contacts make FB models highly reliable.

Low cost device of rugged one-piece bushing and housing construction.

Reliability of construction with an internal guide to maintain contact alignment.

Epoxy sealed terminals.





Actual Size FB

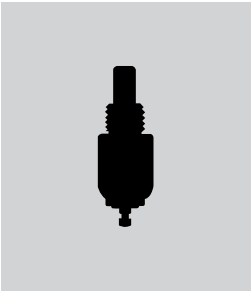

Actual Size SB

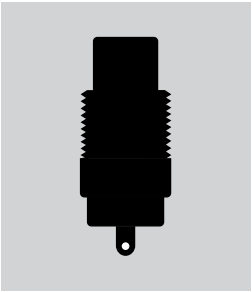

FB Bushing Mount Page C40

SB Bushing Mount Page C42

TYPICAL SWITCH ORDERING EXAMPLE

FB 15AN EP 2 — F A

Pole & Circuit

15AN	SPST	OFF	(ON)
( ) = Momentary			

Contact Materials & Ratings

2	Silver Contacts 500mA @ 125V AC
4	Gold Contacts 0.4VA max. @ 28V AC/DC max.

Cap Colors

A	Black
B	White
C	Red

Terminals

EP	Epoxy Sealed PC/Turret
P	No Epoxy PC/Turret

IMPORTANT:

Switches are supplied without UL & cULus markings unless specified. Specific models & ratings noted on General Specifications page.

Caps

F	.201″ (5.1mm) Dia.
H	.295″ (7.5mm) Dia.

DESCRIPTION FOR TYPICAL ORDERING EXAMPLE

FB15ANEP2-FA

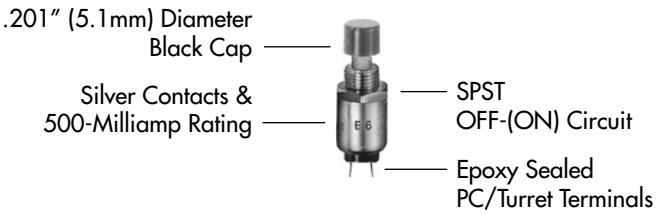

POLE & CIRCUIT

		Plunger Position ( ) = Momentary		Connected Terminals		Throw & Switch Schematics
Pole	**Model**	**Normal**	**Down**	**Normal**	**Down**	Note: Terminal numbers are not actually on the switch.
SP	**FB15AN**	OFF	(ON)	OPEN	1-2	SPST 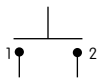

TERMINALS

EP Epoxy Sealed PC/Turret Terminals

P No Epoxy PC/Turret Terminals

CONTACT MATERIALS & RATINGS

2	Silver Contacts	Power Level	500mA @ 125V AC
4	Gold Contacts	Logic Level	0.4VA maximum @ 28V AC/DC maximum

Complete explanation of operating range in Supplement section.

TYPICAL SWITCH DIMENSIONS

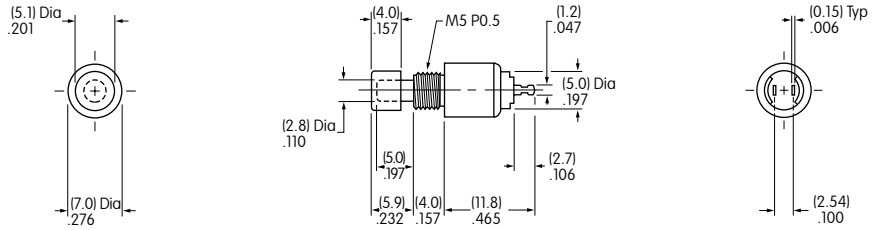

Plunger is white polyacetal.

PC/Turret

FB15ANEP2-FA

SLIP-ON CAPS & COLORS

F **AT475**
.201" (5.1mm) Diameter

Material: Polyamide

Finish: Glossy

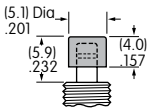

H **AT496**
.295" (7.5mm) Diameter

Material: Polyamide

Finish: Glossy

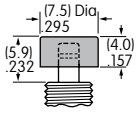

Colors Available: **A** Black **B** White **C** Red

STANDARD HARDWARE & PANEL CUTOUT

AT536 Hex Nut

Material:
Brass with nickel plating

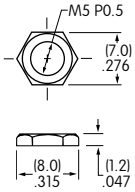

Panel Thickness:

.110" (2.8mm) maximum

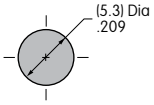

TYPICAL SWITCH ORDERING EXAMPLE

SB40 | 11NO | M | ☐ | ☐ — ☐

Pole & Circuits

Normally Open			
11NO	SPST	OFF	(ON)
Normally Closed			
11NC	SPST	ON	(OFF)
( ) = Momentary			

Plunger Colors

No Code	Black
C	Red

Contact Materials & Ratings

No Code	Silver Contacts 3A @ 125V AC or 2A @ 250V DC
G	Gold Contacts 0.4VA max. @ 28V AC/DC max.

Bushings

M	Metric Threaded M12 P1
H	Inch Threaded 15/32-32 NS

Slip-On Cap & Colors

No Code	Without Cap
2A	Black
2B	White
2C	Red
2E	Yellow
2F	Green
2G	Blue

IMPORTANT:

Switches are supplied without UL, cULus & CSA markings unless specified. Specific models & ratings are noted on General Specifications page.

DESCRIPTION FOR TYPICAL ORDERING EXAMPLE

SB4011NOM

Standard Black Plunger without Slip-on Cap

SPST OFF-(ON) Normally Open Circuit

Metric Threaded Bushing

Silver Contacts with 3-Amp Rating

POLE & CIRCUITS

		Plunger Position ( ) = Momentary		Connected Terminals		Throw & Switch Schematics
Pole	**Model**	**Normal**	**Down**	**Normal**	**Down**	Note: Terminal numbers are not actually on the switch.
SP	**SB4011NO**	OFF	(ON)	OPEN	1-2	SPST NO NC 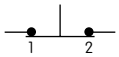
	SB4011NC	ON	(OFF)	1-2	OPEN	

TYPICAL SWITCH DIMENSIONS

Metric Bushing

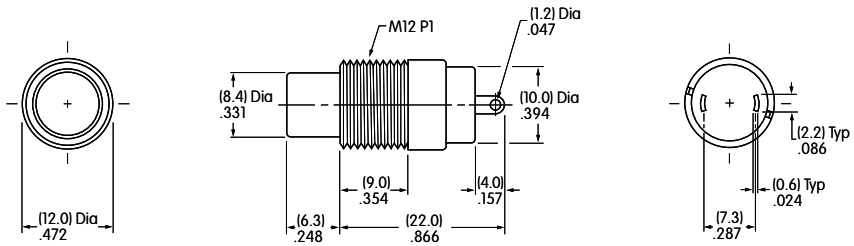

SB4011NOM

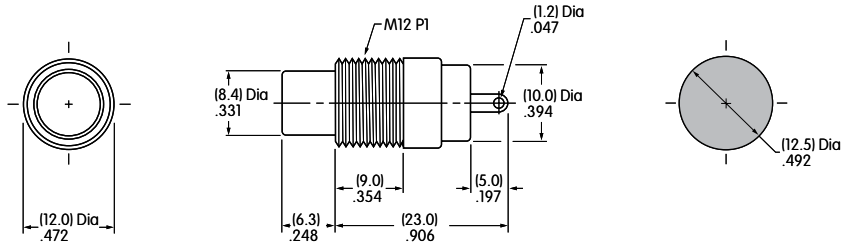

SB4011NCM

SB4011NOM

Hardware provided:
- 1 AT504 Knurled Face Nut
- 1 AT508 Lockwasher
- 1 AT527M Hex Mounting Nut

Panel Thickness:
.157" (4.0mm)

Details in Hardware & Accessories section.

Inch Bushing

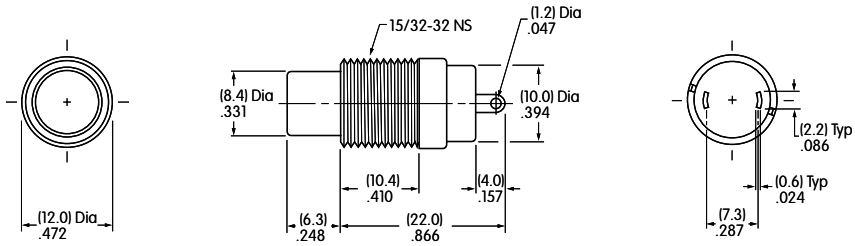

SB4011NOH

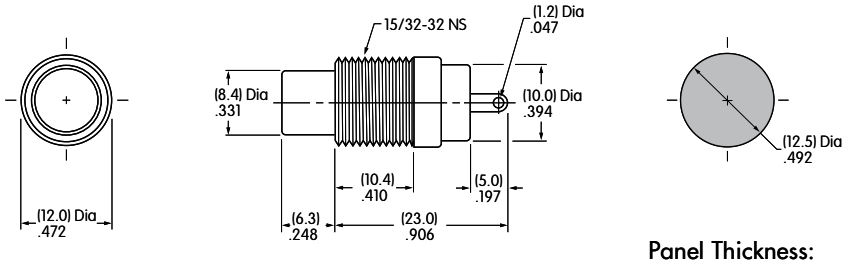

SB4011NCH

SB4011NCH

Hardware provided:
- 2 AT503H Hex Mounting Nuts
- 1 AT508 Lockwasher

Panel Thickness:
.157" (4.0mm)

Details in Hardware & Accessories section.

SLIP-ON CAP & COLORS

AT422
.394" (10.0mm) Diameter Cap

Material: Polyethylene
Finish: Matte

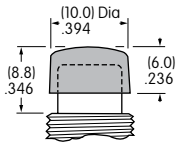

2A	Black	2C	Red	2F	Green
2B	White	2E	Yellow	2G	Blue

ООО «ЛайфЭлектроникс» “LifeElectronics” LLC

ИНН 7805602321 КПП 780501001 Р/С 40702810122510004610 ФАКБ "АБСОЛЮТ БАНК" (ЗАО) в г.Санкт-Петербурге К/С 30101810900000000703 БИК 044030703

Компания «Life Electronics» занимается поставками электронных компонентов импортного и отечественного производства от производителей и со складов крупных дистрибьюторов Европы, Америки и Азии.

С конца 2013 года компания активно расширяет линейку поставок компонентов по направлению коаксиальный кабель, кварцевые генераторы и конденсаторы (керамические, пленочные, электролитические), за счёт заключения дистрибьюторских договоров

Мы предлагаем:

- *Конкурентоспособные цены и скидки постоянным клиентам.*
- *Специальные условия для постоянных клиентов.*
- *Подбор аналогов.*
- *Поставку компонентов в любых объемах, удовлетворяющих вашим потребностям.*

- *Приемлемые сроки поставки, возможна ускоренная поставка.*
- *Доставку товара в любую точку России и стран СНГ.*
- *Комплексную поставку.*
- *Работу по проектам и поставку образцов.*
- *Формирование склада под заказчика.*

- *Сертификаты соответствия на поставляемую продукцию (по желанию клиента).*
- *Тестирование поставляемой продукции.*
- *Поставку компонентов, требующих военную и космическую приемку.*
- *Входной контроль качества.*
- *Наличие сертификата ISO.*

В составе нашей компании организован Конструкторский отдел, призванный помогать разработчикам, и инженерам.

Конструкторский отдел помогает осуществить:

- *Регистрацию проекта у производителя компонентов.*
- *Техническую поддержку проекта.*
- *Защиту от снятия компонента с производства.*
- *Оценку стоимости проекта по компонентам.*
- *Изготовление тестовой платы монтаж и пусконаладочные работы.*

Тел: +7 (812) 336 43 04 (многоканальный)
Email: org@lifeelectronics.ru

www.lifeelectronics.ru