

Features

- RoHS compliant*
- Conductive plastic or cermet
- Linear and audio tapers
- PC board and bushing mount
- Gangable
- Metal bushing and shaft
- Sealed for board washing



51/53 - Sealed 1/2 " (12.5 mm) Square Control

| Electrical Characteristics ¹ | Conductive Plastic | Cermet |
|---|-----------------------------|-----------------------|
| Standard Resistance Range | | |
| Linear | 1 K ohms to 1 megohm..... | 150 ohms to 1 megohm |
| Audio | 1 K ohms to 1 megohm..... | 1 K ohms to 1 megohm |
| Total Resistance Tolerance | | |
| Linear Tapers | ±10 % or ±20 % | ±10 % or ±5 % |
| Audio Tapers | ±10 % or ±20 % | ±10 % |
| Independent Linearity | ±5 % | ±5 % |
| Absolute Minimum Resistance | 2 ohms maximum | 2 ohms maximum |
| Effective Electrical Angle | 270 ° ±5 ° | 270 ° ±5 ° |
| Contact Resistance Variation | 2 % | 2 % |
| Dielectric Withstanding Voltage (MIL-STD-202 – Method 301) | | |
| Sea Level | 1,500 VAC minimum | 1,500 VAC minimum |
| 70,000 | 500 VAC minimum | 500 VAC minimum |
| Insulation Resistance | 1,000 megohms minimum | 1,000 megohms minimum |
| Power Rating At 70 °C (Derate To 0 At 125 °C) (Voltage Limited By Power Dissipation or 350 VAC, Whichever Is Less) | | |
| Linear Tapers | 0.5 watt | 1.0 watt |
| Audio Tapers | 0.25 watt | 0.5 watt |
| Theoretical Resolution | Essentially infinite | Essentially infinite |

| Environmental Characteristics ¹ | Conductive Plastic | Cermet |
|--|-------------------------|-------------------|
| Operating Temperature Range | +1 °C to +125 °C | +1 °C to +125 °C |
| Storage Temperature Range | -55 °C to +125 °C | -55 °C to +125 °C |
| Temperature Coefficient Over Storage Temperature Range | ±1,000 ppm/°C | ±150 ppm/°C |
| Vibration (Single Section) | 15 G | 15 G |
| Total Resistance Shift | ±2 % maximum | ±2 % maximum |
| Voltage Ratio Shift | ±5 % maximum | ±5 % maximum |
| Shock (Single Section) | 30 G | 30 G |
| Total Resistance Shift | +2 % maximum | +2 % maximum |
| Voltage Ratio Shift | ±5 % maximum | ±5 % maximum |
| Load Life | 1,000 hours | 1,000 hours |
| Total Resistance Shift | ±10 % TRS maximum | ±5 % TRS maximum |
| Rotational Life (No Load) | 50,000 cycles | 25,000 cycles |
| Total Resistance Shift | ±10 % TRS maximum | ±10 % TRS maximum |
| Contact Resistance Variation @ 25,000 Cycles | ±2 % | ±4 % |
| Moisture Resistance (MIL-STD-202, Method 103, Condition B) | | |
| Total Resistance Shift | ±10 % TRS | ±5 % TRS |
| IP Rating | | |
| Entire Unit | IP64 | IP64 |
| Shaft/Bushing | IP65 | IP65 |

| Mechanical Characteristics | |
|--|---|
| Stop Strength | 56 N-cm (5 lb.-in.) |
| Mechanical Angle | 290 ° ±5 ° |
| Torque | |
| Starting (Dual Sections) | +0.35 N-cm (+0.5 oz.-in.) maximum |
| Running (Single Section) | 0.15 to 1.4 N-cm (0.2 to 2.0 oz.-in.) |
| Running (Dual Section) | 0.35 to 1.8 N-cm (0.5 to 2.5 oz.-in.) |
| Detent (Single Section) | 1.94 N-cm (2.75 oz.-in.) minimum |
| Mounting (Torque on Bushing) | 1.7 to 2.0 N-m (15 to 18 lb.-in.) maximum |
| Weight (Single Section) | 5.5 grams |
| (Additional Section) | 3.0 grams |
| Terminals | PC pin or solder lug |
| Soldering Condition | Recommended hand soldering using Sn95/Ag5 no clean solder, 0.025 " wire diameter. Maximum temperature 399 °C (750 °F) for 3 seconds. No wash process to be used with no clean flux. Part can be wave soldered at 260 °C (500 °F) for 5 seconds, no wash process with no clean flux. |
| Marking | Manufacturer's trademark, part number, resistance value and date code. |
| Ganging (Multiple Section Potentiometer) | 2 sections maximum** |
| Hardware | One lockwasher and one mounting nut is shipped with each potentiometer, except where noted in the part number. |

¹At room ambient: +25 °C nominal and 50 % relative humidity nominal, except as noted.

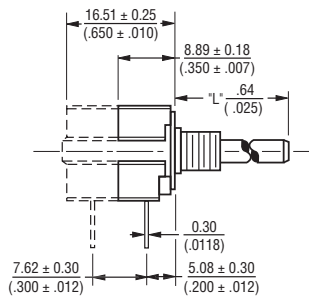
** Additional sections available on special request with higher minimum order quantities.

51/53 - Sealed 1/2" (12.5 mm) Square Control

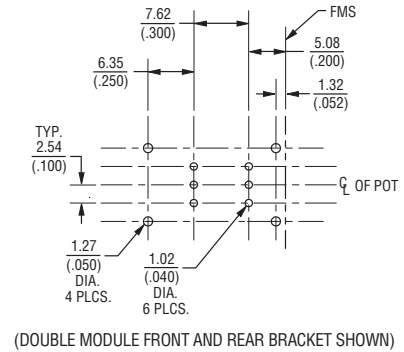
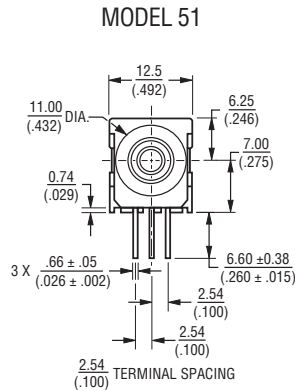
BOURNS®

Product Dimensions

PACKAGE DIMENSIONS

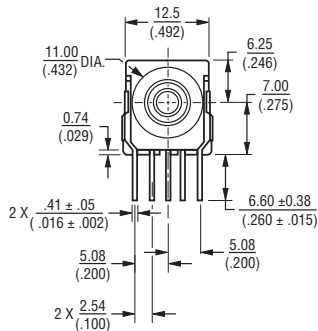
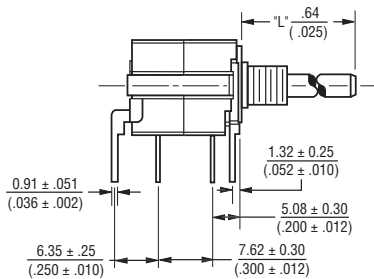


(SINGLE AND DUAL MODULE SHOWN)

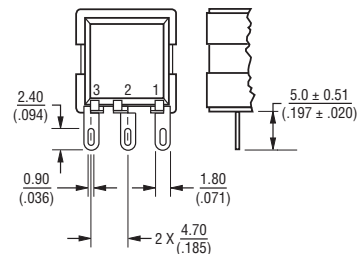


(DOUBLE MODULE FRONT AND REAR BRACKET SHOWN)

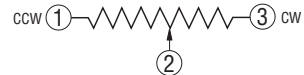
PACKAGE DIMENSIONS PCB MOUNTING BRACKET



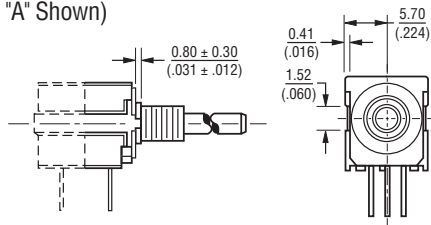
SOLDER LUG TERMINALS MODEL 53



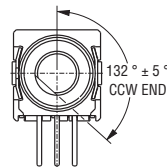
ELECTRICAL SCHEMATIC



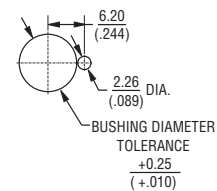
ANTI-ROTATION LUG (Style "A" Shown)



SHAFT FLAT ORIENTATION



SUGGESTED PANEL LAYOUT



FOR TOLERANCES SHOWN: .XX = ± .25 (.010)
 .XXX = ± .13 (.005)
 SHAFT DIMENSIONS ± .80 (.132)

DIMENSIONS: $\frac{\text{MM}}{\text{(INCHES)}}$

Specifications are subject to change without notice. The device characteristics and parameters in this data sheet can and do vary in different applications and actual device performance may vary over time. Users should verify actual device performance in their specific applications.

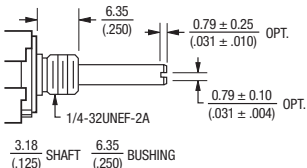
51/53 - Sealed 1/2" (12.5 mm) Square Control

BOURNS®

Shaft/Bushing Styles



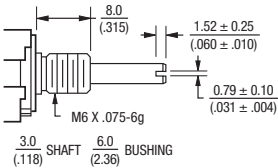
| A Style Bushing | |
|-----------------|---------|
| STD. LENGTH 'L' | |
| .500 | (12.7) |
| .625 | (15.88) |
| .750 | (19.05) |
| .875 | (22.23) |
| 1.000 | (25.4) |



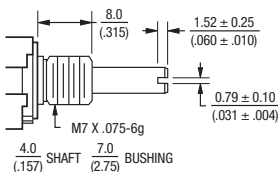
| C Style Bushing | |
|-----------------|---------|
| STD. LENGTH 'L' | |
| .375 | (9.53) |
| .500 | (12.7) |
| .625 | (15.88) |
| .750 | (19.05) |
| .875 | (22.23) |
| 1.000 | (25.4) |



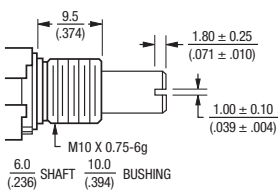
| A Style Bushing - Flatted Shaft | |
|---------------------------------|---------|
| STD. LENGTH 'L' | |
| .625 | (15.88) |
| .750 | (19.05) |
| .875 | (22.23) |
| 1.000 | (25.4) |



| S Style Bushing | |
|-----------------|--------|
| STD. LENGTH 'L' | |
| .630 | (16.0) |
| .866 | (22.0) |
| .984 | (25.0) |



| U Style Bushing | |
|-----------------|--------|
| STD. LENGTH 'L' | |
| .630 | (16.0) |
| .866 | (22.0) |
| .984 | (25.0) |



| R Style Bushing | |
|-----------------|--------|
| STD. LENGTH 'L' | |
| .630 | (16.0) |
| .866 | (22.0) |
| .984 | (25.0) |

DIMENSIONS: $\frac{MM}{(INCHES)}$

How To Order

51 A A D - B 28 - A 15 / A15 L

Part number for multiple section potentiometers must have a taper and resistance value for each section.

RoHS IDENTIFIER
L Compliant

| MOUNTING BRACKET/ ANTI-ROTATION LUG | |
|-------------------------------------|------------------------|
| Code | Description |
| A | AR Lug 90° CW |
| D | No AR Lug or Bracket |
| L | Front Bracket |
| M | Rear Bracket |
| N | Front and Rear Bracket |

| # SECTIONS/DETENTS | |
|--------------------|------------------------|
| Code | Description |
| A | Single No Detent |
| B | Double No Detent |
| E | Single w/Center Detent |
| F | Double w/Center Detent |

| BUSHING CONFIGURATION | |
|-----------------------|--------------------|
| Code | Description |
| A | 3/8" D x 3/8" L |
| C | 1/4" D x 1/4" L |
| R | 10 mm D x 9.5 mm L |
| S | 6 mm D x 8 mm L |
| U | 7 mm D x 8 mm L |

| MODEL | |
|-------|-------------------------|
| Code | Description |
| 51 | PC Pins (.100" centers) |
| 53 | Solder Lugs |

| ELEMENT TAPER TYPE/TOLERANCE | | RESISTANCE (CODE) | |
|------------------------------|-------------------------------|-------------------|--------------|
| Code | Description | VALUE IN OHMS | |
| (A) | Linear Cermet ±10 % | (28) - 150 | (14) - 7.5 K |
| (H) | Linear Cermet ±5 % | (06) - 200 | (15) - 10 K |
| | | (07) - 250 | (30) - 15 K |
| | | (08) - 500 | (16) - 20 K |
| | | (09) - 750 | (17) - 25 K |
| | | (10) - 1 K | (18) - 50 K |
| | | (29) - 1.5 K | (19) - 75 K |
| | | (11) - 2 K | (20) - 100 K |
| | | (12) - 2.5 K | (21) - 500 K |
| | | (13) - 5 K | (25) - 1 M |
| (B) | Linear C-P ±20 % | (10) - 1 K | (18) - 50 K |
| (E) | Linear C-P ±10 % | (12) - 2.5 K | (20) - 100 K |
| | | (13) - 5 K | (22) - 250 K |
| | | (15) - 10 K | (23) - 500 K |
| | | (16) - 20 K | (25) - 1 M |
| | | (17) - 25 K | |
| (C) | CW Audio Cermet ±10 % | (10) - 1 K | (18) - 50 K |
| (F) | CCW Audio Cermet ±10 % | (12) - 2.5 K | (20) - 100 K |
| | | (13) - 5 K | (23) - 500 K |
| | | (15) - 10 K | (25) - 1 M |
| | | (17) - 25 K | |
| (D) | CW Audio C-P ±20 % | (10) - 1 K | (18) - 50 K |
| (S) | CW Audio C-P ±10 % | (12) - 2.5 K | (20) - 100 K |
| | | (13) - 5 K | (22) - 250 K |
| | | (15) - 10 K | (23) - 500 K |
| | | (17) - 25 K | (25) - 1 M |
| (G) | CCW Audio C-P ±20 % | (10) - 1 K | (18) - 50 K |
| (T) | CCW Audio C-P ±10 % | (12) - 2.5 K | (20) - 100 K |
| | | (13) - 5 K | (22) - 250 K |
| | | (15) - 10 K | (23) - 500 K |
| | | (17) - 25 K | (25) - 1 M |
| (Y) | CW Dual Audio Taper C-P ±20 % | (10) - 1 K | (18) - 50 K |
| | | (12) - 2.5 K | (20) - 100 K |
| | | (13) - 5 K | (22) - 250 K |
| | | (15) - 10 K | (23) - 500 K |
| | | (17) - 25 K | (25) - 1 M |

| Code | SHAFT TYPE Description | AVAILABLE ONLY IN | |
|------|------------------------|-------------------|---------------------|
| | | BUSHINGS Code | LENGTHS Description |
| B | Single Slotted 1/4" D | A | 24,28 |
| C | Single Flatted 1/4" D | A | 20,24,28,32 |
| E | Single Slotted 1/8" D | C | 12,16,20,24,28 |
| R | Single Slotted 6 mm D | R | 16,22,25 |
| T | Single Slotted 4 mm D | U | 16,22,25 |
| U | Single Slotted 3 mm D | S | 16,22,25 |

| Code | SHAFT LENGTH (FMS) Description | AVAILABLE ONLY IN BUSHING | |
|--------|--------------------------------|---------------------------|-------------|
| | | Code | Description |
| 12 | 3/8" | C | |
| 16 | 1/2" | A, C | |
| 20 | 5/8" | A, C | |
| 24 | 3/4" | A, C | |
| 28 | 7/8" | A, C | |
| 32 | 1" | A, C | |
| Metric | | | |
| 16 | 16 mm | R, S, U | |
| 22 | 22 mm | R, S, U | |
| 25 | 25 mm | R, S, U | |

Boldface features are Bourns standard options. All others are available with higher minimum order quantities.

Компания «Life Electronics» занимается поставками электронных компонентов импортного и отечественного производства от производителей и со складов крупных дистрибьюторов Европы, Америки и Азии.

С конца 2013 года компания активно расширяет линейку поставок компонентов по направлению коаксиальный кабель, кварцевые генераторы и конденсаторы (керамические, пленочные, электролитические), за счёт заключения дистрибьюторских договоров

Мы предлагаем:

- Конкуренеспособные цены и скидки постоянным клиентам.
- Специальные условия для постоянных клиентов.
- Подбор аналогов.
- Поставку компонентов в любых объемах, удовлетворяющих вашим потребностям.
- Приемлемые сроки поставки, возможна ускоренная поставка.
- Доставку товара в любую точку России и стран СНГ.
- Комплексную поставку.
- Работу по проектам и поставку образцов.
- Формирование склада под заказчика.
- Сертификаты соответствия на поставляемую продукцию (по желанию клиента).
- Тестирование поставляемой продукции.
- Поставку компонентов, требующих военную и космическую приемку.
- Входной контроль качества.
- Наличие сертификата ISO.

В составе нашей компании организован Конструкторский отдел, призванный помогать разработчикам, и инженерам.

Конструкторский отдел помогает осуществить:

- Регистрацию проекта у производителя компонентов.
- Техническую поддержку проекта.
- Защиту от снятия компонента с производства.
- Оценку стоимости проекта по компонентам.
- Изготовление тестовой платы монтаж и пусконаладочные работы.



Тел: +7 (812) 336 43 04 (многоканальный)

Email: org@lifeelectronics.ru