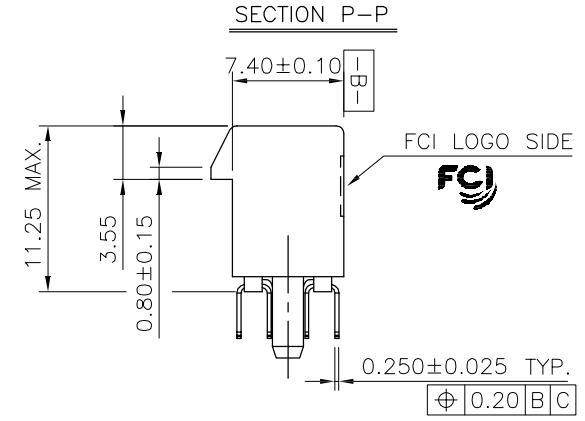
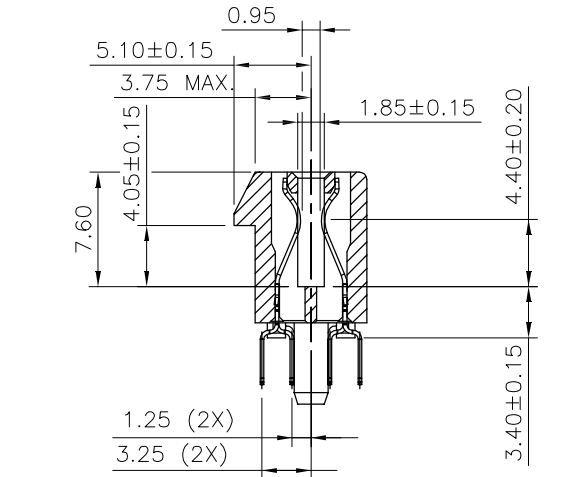
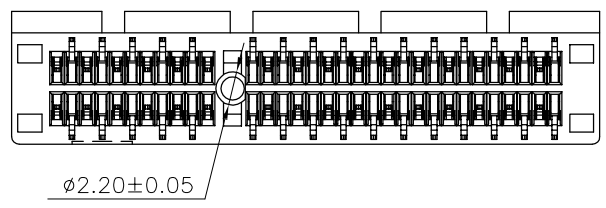




PRODUCT NO.  
10108777-X2XXXX



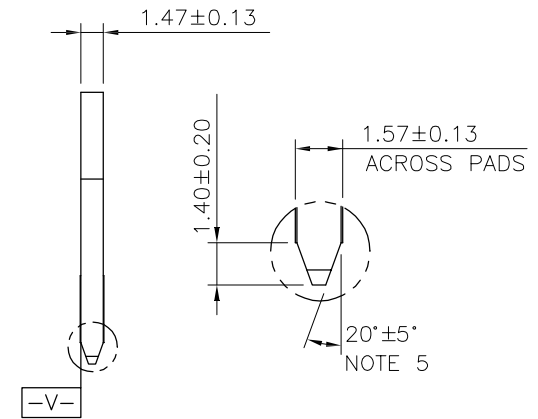
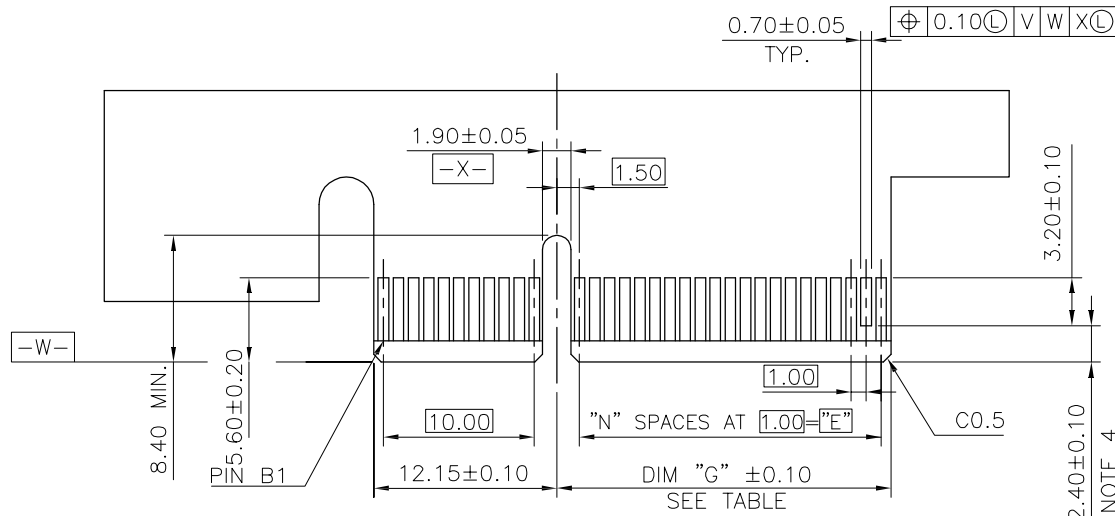
SINGLE PLASTIC PEG TYPE



|             |  |                |  |         |  |             |  |                                       |  |              |  |            |  |                  |  |                            |  |
|-------------|--|----------------|--|---------|--|-------------|--|---------------------------------------|--|--------------|--|------------|--|------------------|--|----------------------------|--|
| mat'l. code |  | -              |  | surface |  | - ✓         |  | tolerance                             |  | ASME_Y14.5   |  | projection |  | product family   |  | PCI_EXPRESS                |  |
| lfr         |  | ecn no         |  | dr      |  | date        |  | tolerances unless otherwise specified |  | angles       |  | MM         |  | title            |  | PCI_EXPRESS_CARD_EDGE_GEN3 |  |
|             |  |                |  |         |  |             |  | ±2'                                   |  | LineGr       |  | scale N/A  |  | TH_ASS'Y         |  | 5                          |  |
|             |  |                |  | dr      |  | ZHENHUA_LIU |  | 2016-03-30                            |  | Amphenol FCI |  | dwg no     |  | sheet 2 of 7     |  | size                       |  |
|             |  |                |  | enfr    |  | ZHENHUA_LIU |  | 2016-03-30                            |  |              |  | 10108777   |  |                  |  | A4                         |  |
|             |  |                |  | chr     |  | STONE_LI    |  | 2016-03-30                            |  |              |  | type       |  | CUSTOMER Drawing |  | B                          |  |
|             |  |                |  | appd    |  | PM_ZHENG    |  | 2016-03-30                            |  |              |  |            |  |                  |  |                            |  |
| sheet index |  | revision sheet |  | H       |  |             |  |                                       |  |              |  |            |  |                  |  |                            |  |

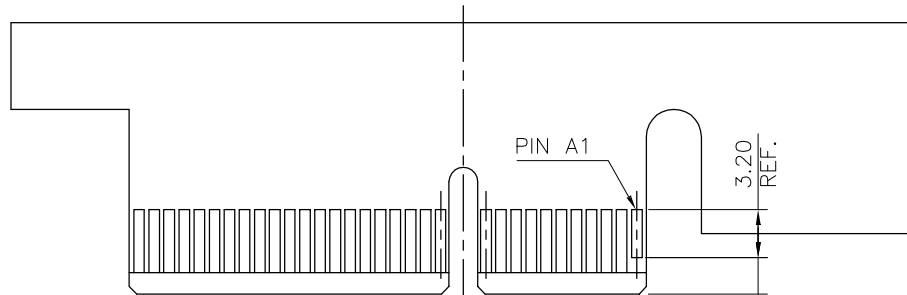






SCALE 2:1

← I/O PANEL DIRECTION  
PRIMARY (COMPONENT) SIDE



I/O PANEL DIRECTION →  
SECONDARY (SOLDER) SIDE

PIN "F" SEE TABLE 2.40±0.10 NOTE 4

PIN "F" SEE TABLE 2.40±0.10 NOTE 4

| #   | POS REF. | N  | DIM "G" | "F" |
|-----|----------|----|---------|-----|
| 36  |          | 6  | 8.15    | B17 |
| 64  |          | 20 | 22.15   | B31 |
| 98  |          | 37 | 39.15   | B48 |
| 164 |          | 70 | 72.15   | B81 |

ADD-IN CARD EDGE-FINGER DIMENSIONS

|             |  |                |  |            |  |            |  |                                       |  |
|-------------|--|----------------|--|------------|--|------------|--|---------------------------------------|--|
| mat'l. code |  | surface        |  | tolerance  |  | projection |  | product family                        |  |
| -           |  | -              |  | ASME_Y14.5 |  | ⊕          |  | PCI_EXPRESS                           |  |
| lfr         |  | ecn no         |  | dr         |  | date       |  | tolerances unless otherwise specified |  |
|             |  |                |  |            |  |            |  | title                                 |  |
|             |  |                |  |            |  |            |  | MM                                    |  |
|             |  |                |  |            |  |            |  | PCI_EXPRESS_CARD_EDGE_GEN3            |  |
|             |  |                |  |            |  |            |  | TH_ASS'Y                              |  |
|             |  |                |  |            |  |            |  | scale N/A                             |  |
|             |  |                |  |            |  |            |  | dwg no                                |  |
|             |  |                |  |            |  |            |  | sheet 5 of 7                          |  |
|             |  |                |  |            |  |            |  | size                                  |  |
|             |  |                |  |            |  |            |  | A4                                    |  |
|             |  |                |  |            |  |            |  | 10108777                              |  |
|             |  |                |  |            |  |            |  | type                                  |  |
|             |  |                |  |            |  |            |  | CUSTOMER Drawing                      |  |
| sheet index |  | revision sheet |  | H          |  |            |  |                                       |  |

NOTES:

1.MATERIAL:

HOUSING: HIGH TEMPERATURE NYLON, GLASS FILLED UL94V-0 RATED.  
TERMINAL: COPPER ALLOY.

PLATING: 50u" NICKEL UNDERPLATE ALL OVER  
CONTACT AREA PLATING - SEE PRODUCT NUMBER CODE  
SOLDER TAIL: TIN OR TIN /LEAD(90/10)- SEE PRODUCT  
NUMBER CODE 100u" MIN. OVER 50u" NICKEL.

METAL BOARD LOCKS: COPPER ALLOY.  
FINISH: 100u" TIN OR TIN/LEAD(90/10) OVER 50u" NICKEL  
UNDERPLATE SEE PRODUCT NUMBER CODE.

2.PRODUCT SPECIFICATION: GS-12-233.

③THE HORIZONTAL AXIS FOR THE HOLE PATTERN IS ESTABLISHED BY

A LINE THROUGH THE CENTER OF THE TWO Ø2.35 HOLES.  
THE VERTICAL AXIS IS 90° TO THE HORIZONTAL AXIS, THROUGH THE CENTER  
OF DATUM Z.

④NO TIE BAR PERMITTED FROM CARD EDGE TO LEADING EDGE OF PAD FOR PINS A1 AND PIN NUMBERS "F".

⑤CHAMFER EDGES MUST BE FREE OF CUTTING BURRS.

⑥FREQUENCY & LOCATION AT SUPPLIER DISCRETION. RIDGE MAY BE CONTINUOUS WITH NO BREAKS.

7.RoHS COMPATIBLE PRODUCT SPECIFICATIONS:

a - PLATING:

- "LF" MEANS THE PRODUCT IS LEAD-FREE, 2um MINIMUM MATTE TIN OVER 1.27um  
MINIMUM NICKEL UNDERPLATE.

b - MANUFACTURING PROCESS COMPATIBILITY:

- THE HOUSING WILL WITHSTAND EXPOSURE TO 260°C±5°C TEMPERATURE FOR  
10 SECONDS IN RE-FLOW APPLICATION, SEE NOTE 8 FOR APPLICATION.

PRODUCT NUMBER CODE

10108777 -X X X X X X □ □

HOUSING COLOR OPTIONS

- 0-NATURAL
- 1-BLACK

PEGS OPTIONS

- 0-PLASTIC PEGS, DIM
- 1-METAL BOARD LOCKS
- 2-SINGLE PLASTIC PEGS

TERMINAL PLATING OPTIONS

- 0-50u" Ni UNDERPLATE  
30u" Au CONTACT AREA  
100u" TIN TAIL AREA ----- COMPATIBLE RoHS
- 1-50u" Ni UNDERPLATE  
15u" Au CONTACT AREA  
100u" TIN TAIL AREA ----- COMPATIBLE RoHS
- 2-50u" Ni UNDERPLATE  
GOLD FLASH CONTACT AREA  
100u" TIN TAIL AREA ----- COMPATIBLE RoHS
- 3-50u" Ni UNDERPLATE  
30u" Au CONTACT AREA  
100u" TIN/LEAD TAIL AREA ---INCOMPLIANT RoHS
- 4-50u" Ni UNDERPLATE  
15u" Au CONTACT AREA  
100u" TIN/LEAD TAIL AREA ---INCOMPLIANT RoHS
- 5-50u" Ni UNDERPLATE  
GOLD FLASH CONTACT AREA  
100u" TIN/LEAD TAIL AREA ---INCOMPLIANT RoHS

LEAD FREE OPTION

LEAVE BLANK FOR TERMINAL PLATING 3.4.5  
"LF" FOR TERMINAL PLATING OPTION 0,1,2

POS OPTIONS

- 0-36
- 1-64
- 2-98
- 3-164

TAIL LENGTH OPTIONS

|   | DIM "D"                                  | PCB THICKNESS | DIM "G"   |
|---|--|---------------|-----------|
| 0 | 2.30 <sup>+0.25</sup> / <sub>-0.13</sub> | 1.56±0.10     | 1.70±0.15 |
| 1 | 3.10 <sup>+0.25</sup> / <sub>-0.13</sub> | 2.36±0.10     | 2.50±0.15 |
| 2 | 2.54±0.25                                | 1.56±0.10     | 1.70±0.15 |
| 3 | 1.90±0.25                                | 1.56±0.10     | 1.70±0.15 |
| 4 | 3.10 <sup>+0.25</sup> / <sub>-0.13</sub> | 2.0±0.10      | 1.70±0.15 |

| CONNECTOR | # POS REF. | N  | DIM "A" | DIM "B" | DIM "C" | "E"   |
|-----------|------------|----|---------|---------|---------|-------|
| 1 PORT    | 36         | 6  | 7.65    | 25.00   | 9.15    | 6.00  |
| 4 PORT    | 64         | 20 | 21.65   | 39.00   | 23.15   | 20.00 |
| 8 PORT    | 98         | 37 | 38.65   | 56.00   | 40.15   | 37.00 |
| 16 PORT   | 164        | 70 | 71.65   | 89.00   | 73.15   | 70.00 |

8.AN ADEQUATE PROCEDURE SET FORTH IN THE FOLLOWING ENSURE THAT THE PRODUCT  
RELIABILITY CAN BE ACHIEVED DURING AND AFTER PCB ASSEMBLY OPERATION.

8.1IF PARTIAL LOT ARE USED, THE REMAINING CONNECTORS MUST BE RESEALED AND  
PLACED IN SAFE STORAGE WITHIN SIX HOURS OF BAG OPENING.

8.2THE SAFE STORAGE CONDITION IS RECOMMENDED AT 25°C, 40%RH.

8.3NOT FOLLOWING THE PROCEDURE MAY CAUSE BLISTER DAMAGE DURING RE-FLOW PROCESS.

8.4IF BAKING IS REQUIRED, CONNECTOR SHALL BE BAKED FOR 4 HOURS AT 125°C.

8.5REFERENCE SPECIFICATION: IPC/JEDEC J-STD-033A.

PACKAGING OPTIONS

E-HARD TRAY WITH MYLAR FOR VACUUM PACKAGING (FOR 164P ONLY)

T-SOFT TRAY PACKAGING

C-SOFT TRAY PACKAGING WITH 10MM CAP

M-SOFT TRAY PACKAGING & MYLAR TAPE. SEE FIGURE 1

Y-HARD TRAY PACKAGING (FOR 36P,98P AND 164P ONLY)

Z-HARD TRAY PACKAGING WITH MYLAR (FOR 36P,98P AND 164P ONLY)

H-SMALLER HARD TRAY PACKAGING WITH 30MM CAP (323X136X17.7 FOR 164P ONLY)

△ H Q-SMALLER HARD TRAY PACKAGING (323X136X17.7 FOR 164P ONLY)

R-TAPE & REEL PACKAGING WITHOUT MYLAR

(FOR 34, 64, 98P ONLY)

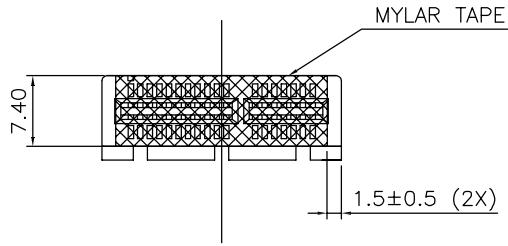
W-TAPE & REEL PACKAGING WITHOUT MYLAR

(FOR 98P ONLY), WITH 18.0MM CAVITY WIDTH

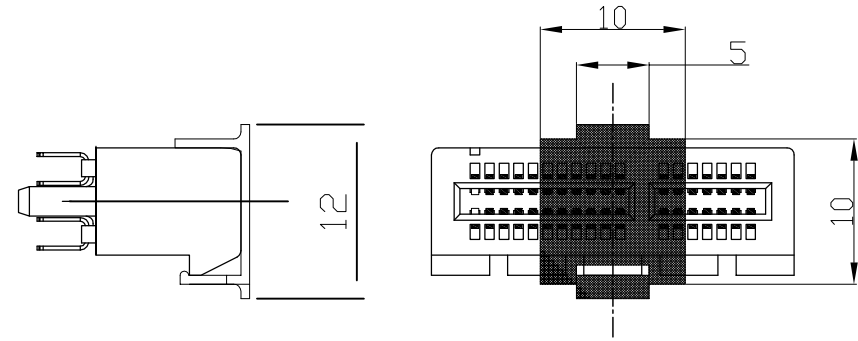
A-TAPE & REEL PACKAGING WITH MYLAR

(FOR 36, 64, 98P ONLY)

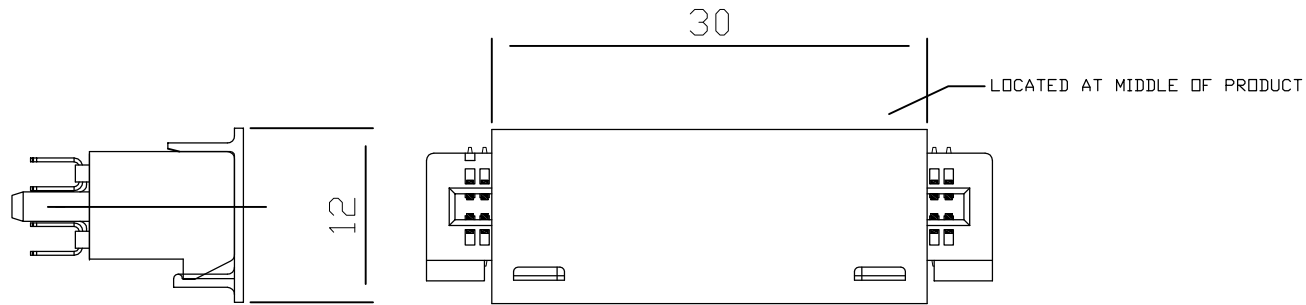
|             |  |          |  |            |  |            |  |                            |  |
|-------------|--|----------|--|------------|--|------------|--|----------------------------|--|
| mat'l. code |  | surface  |  | tolerance  |  | projection |  | product family             |  |
| -           |  | -        |  | ASME_Y14.5 |  |            |  | PCI_EXPRESS                |  |
| lfr         |  | ecn no   |  | dr         |  | date       |  | title                      |  |
|             |  |          |  |            |  |            |  | PCI_EXPRESS_CARD_EDGE_GEN3 |  |
|             |  |          |  |            |  |            |  | TH_ASS'Y                   |  |
|             |  |          |  |            |  |            |  | sheet 6 of 7               |  |
|             |  |          |  |            |  |            |  | size                       |  |
|             |  |          |  |            |  |            |  | A4                         |  |
|             |  |          |  |            |  |            |  | type                       |  |
|             |  |          |  |            |  |            |  | CUSTOMER Drawing           |  |
| sheet       |  | revision |  | H          |  |            |  |                            |  |
| index       |  | sheet    |  |            |  |            |  |                            |  |



POSTION OF MYLAR



POSTION OF CAP (10×10)



POSTION OF 30MM CAP(30X12)

|             |  |                |  |             |  |            |  |                            |  |
|-------------|--|----------------|--|-------------|--|------------|--|----------------------------|--|
| mat'l. code |  | surface        |  | tolerance   |  | projection |  | product family             |  |
| -           |  | -              |  | ASME_Y14.5  |  |            |  | PCI_EXPRESS                |  |
| lfr         |  | ecn no         |  | dr          |  | date       |  | title                      |  |
|             |  |                |  |             |  |            |  | PCI_EXPRESS_CARD_EDGE_GEN3 |  |
|             |  |                |  | angles      |  |            |  | TH_ASS'Y                   |  |
|             |  |                |  | ±2'         |  |            |  | scale N/A                  |  |
|             |  | dr             |  | ZHENHUA_LIU |  | 2016-03-30 |  | dwg no                     |  |
|             |  | enfr           |  | ZHENHUA_LIU |  | 2016-03-30 |  | sheet 7 of 7               |  |
|             |  | chr            |  | STONE_LI    |  | 2016-03-30 |  | size                       |  |
|             |  | appd           |  | PM_ZHENG    |  | 2016-03-30 |  | A4                         |  |
|             |  |                |  |             |  |            |  | 10108777                   |  |
|             |  |                |  |             |  |            |  | type                       |  |
|             |  |                |  |             |  |            |  | CUSTOMER Drawing           |  |
| sheet index |  | revision sheet |  | H           |  |            |  |                            |  |
|             |  |                |  |             |  |            |  |                            |  |

Компания «Life Electronics» занимается поставками электронных компонентов импортного и отечественного производства от производителей и со складов крупных дистрибьюторов Европы, Америки и Азии.

С конца 2013 года компания активно расширяет линейку поставок компонентов по направлению коаксиальный кабель, кварцевые генераторы и конденсаторы (керамические, пленочные, электролитические), за счёт заключения дистрибьюторских договоров

Мы предлагаем:

- Конкуренспособные цены и скидки постоянным клиентам.
- Специальные условия для постоянных клиентов.
- Подбор аналогов.
- Поставку компонентов в любых объемах, удовлетворяющих вашим потребностям.
- Приемлемые сроки поставки, возможна ускоренная поставка.
- Доставку товара в любую точку России и стран СНГ.
- Комплексную поставку.
- Работу по проектам и поставку образцов.
- Формирование склада под заказчика.
- Сертификаты соответствия на поставляемую продукцию (по желанию клиента).
- Тестирование поставляемой продукции.
- Поставку компонентов, требующих военную и космическую приемку.
- Входной контроль качества.
- Наличие сертификата ISO.

В составе нашей компании организован Конструкторский отдел, призванный помогать разработчикам, и инженерам.

Конструкторский отдел помогает осуществить:

- Регистрацию проекта у производителя компонентов.
- Техническую поддержку проекта.
- Защиту от снятия компонента с производства.
- Оценку стоимости проекта по компонентам.
- Изготовление тестовой платы монтаж и пусконаладочные работы.



Тел: +7 (812) 336 43 04 (многоканальный)

Email: [org@lifeelectronics.ru](mailto:org@lifeelectronics.ru)