Silicon N-Channel MOSFET Tetrode



- For low noise , high gain controlled input stages up to 1GHz
- Operating voltage 5 V
- Pb-free (RoHS compliant) package
- Qualified according AEC Q101

ESD (**E**lectro**s**tatic **d**ischarge) sensitive device, observe handling precaution!

Type	Package	Pin Configuration						Marking
BF2040	SOT143	1=S	2=D	3=G2	4=G1	-	-	NFs
BF2040R	SOT143R	1=D	2=S	3=G1	4=G2	-	-	NFs
BF2040W	SOT343	1=D	2=S	3=G1	4=G2	-	-	NFs

Maximum Ratings

Parameter	Symbol	Value	Unit
Drain-source voltage	V_{DS}	8	V
Continuous drain current	I_D	40	mA
Gate 1/ gate 2-source current	$\pm I_{G1/2SM}$	10	
Gate 1 (external biasing)	$+V_{G1SE}$	7	V
Total power dissipation	P_{tot}		mW
$T_S \leq 76$ °C, BF2040, BF2040R		200	
$T_S \leq 94$ °C, BF2040W		200	
Storage temperature	T_{stg}	-55 ... 150	°C
Channel temperature	T_{ch}	150	

Thermal Resistance

Parameter	Symbol	Value	Unit
Channel - soldering point[1)]	R_{thchs}		K/W
BF2040, BF2040R		≤ 370	
BF2040W		≤ 280	

[1]For calculation of R_{thJA} please refer to Application Note Thermal Resistance

Electrical Characteristics at T_A = 25°C, unless otherwise specified

Parameter	Symbol	Values			Unit
		min.	typ.	max.	
DC Characteristics					
Drain-source breakdown voltage I_D = 20 µA, V_{G1S} = 0 , V_{G2S} = 0	$V_{(BR)DS}$	10	-	-	V
Gate1-source breakdown voltage $+I_{G1S}$ = 10 mA, V_{G2S} = 0 , V_{DS} = 0	$+V_{(BR)G1SS}$	6	-	15	
Gate2-source breakdown voltage $+I_{G2S}$ = 10 mA, V_{G1S} = 0 , V_{DS} = 0	$+V_{(BR)G2SS}$	6	-	15	
Gate1-source leakage current V_{G1S} = 5 V, V_{G2S} = 0 , V_{DS} = 0	$+I_{G1SS}$	-	-	50	nA
Gate2-source leakage current V_{G2S} = 5 V, V_{G1S} = 0 , V_{DS} = 0	$+I_{G2SS}$	-	-	50	
Drain current V_{DS} = 5 V, V_{G1S} = 0 , V_{G2S} = 4 V	I_{DSS}	-	-	50	µA
Drain-source current V_{DS} = 5 V, V_{G2S} = 4 V, R_{G1} = 100 kΩ	I_{DSX}	-	15	-	mA
Gate1-source pinch-off voltage V_{DS} = 5 V, V_{G2S} = 4 V, I_D = 20 µA	$V_{G1S(p)}$	0.3	0.6	-	V
Gate2-source pinch-off voltage V_{DS} = 5 V, I_D = 20 µA	$V_{G2S(p)}$	0.3	0.7	-	

Electrical Characteristics at T_A = 25°C, unless otherwise specified

Parameter	Symbol	Values			Unit
		min.	typ.	max.	
AC Characteristics - (verified by random sampling)					
Forward transconductance V_{DS} = 5 V, I_D = 15 mA, V_{G2S} = 4 V	g_{fs}	37	42	-	mS
Gate1 input capacitance V_{DS} = 5 V, I_D = 15 mA, V_{G2S} = 4 V, f = 10 MHz	C_{g1ss}	-	2.9	3.4	pF
Output capacitance V_{DS} = 5 V, I_D = 15 mA, V_{G2S} = 4 V, f = 10 MHz	C_{dss}	-	1.6	-	
Power gain V_{DS} = 5 V, I_D = 15 mA, V_{G2S} = 4 V, f = 800 MHz	G_p	20	23	-	dB
Noise figure V_{DS} = 5 V, I_D = 15 mA, V_{G2S} = 4 V, f = 800 MHz	F	-	1.6	2.2	dB
Gain control range V_{DS} = 5 V, V_{G2S} = 4 ...0 V , f = 800 GHz	ΔG_p	45	50	-	

Total power dissipation $P_{tot} = f(T_S)$
BF2040, BFD2040R

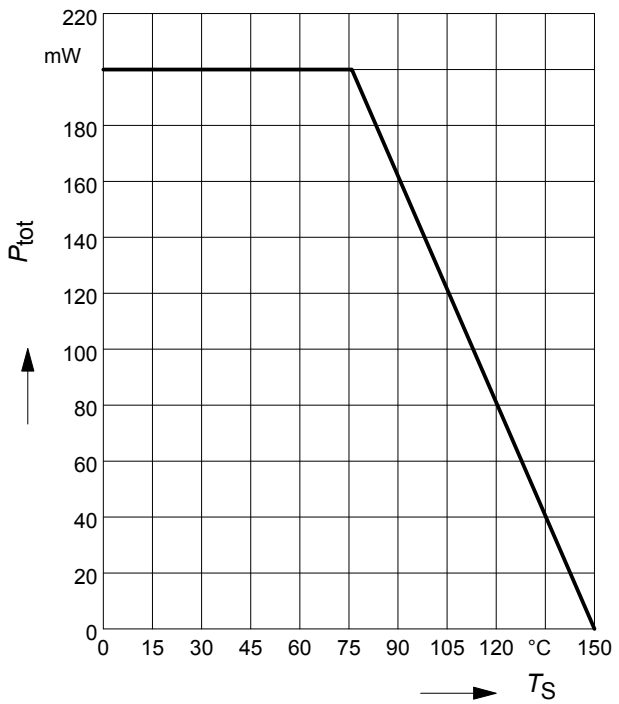

Total power dissipation $P_{tot} = f(T_S)$
BF2040W

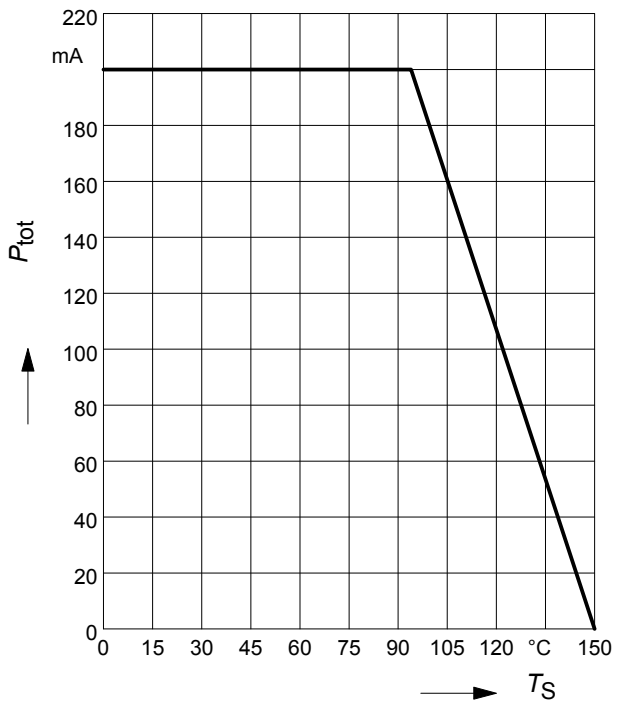

Drain current $I_D = f(I_{G1})$
V_{G2S} = 4V

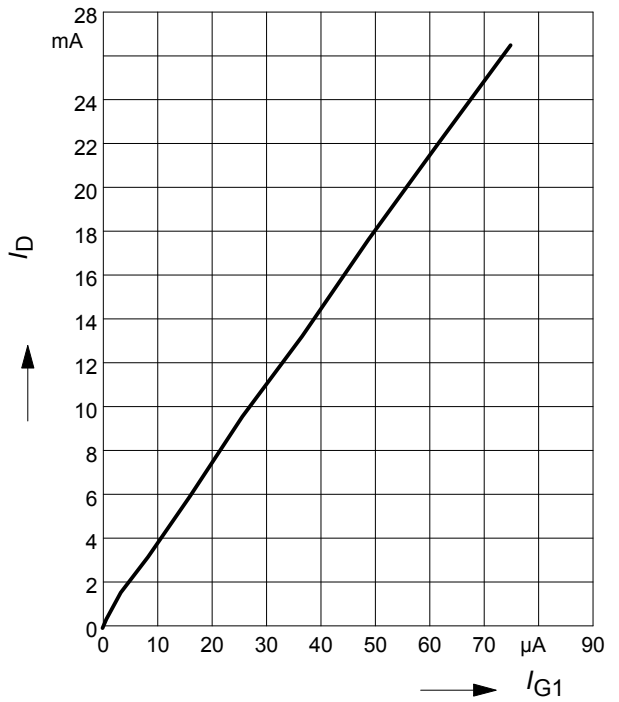

Output characteristics $I_D = f(V_{DS})$
V_{G2S} = 4 V
V_{G1S} = Parameter

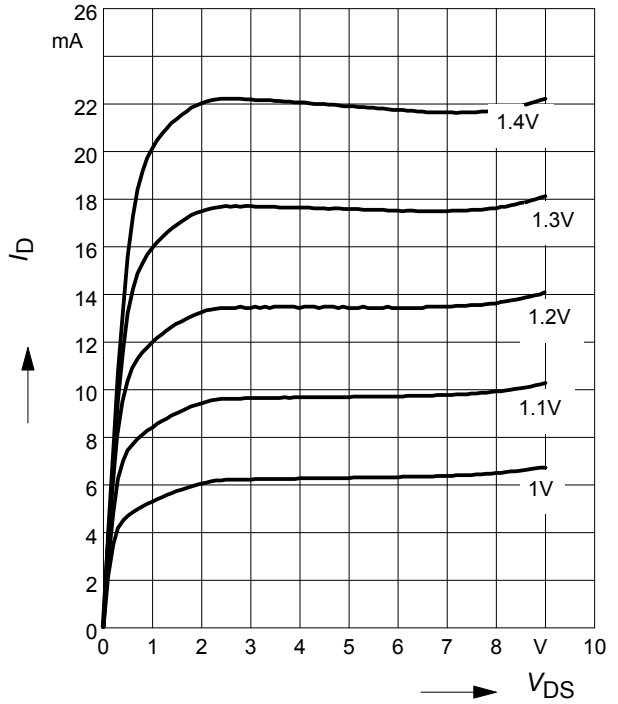

Gate 1 current $I_{G1} = f(V_{G1S})$

V_{DS} = 5V

V_{G2S} = Parameter

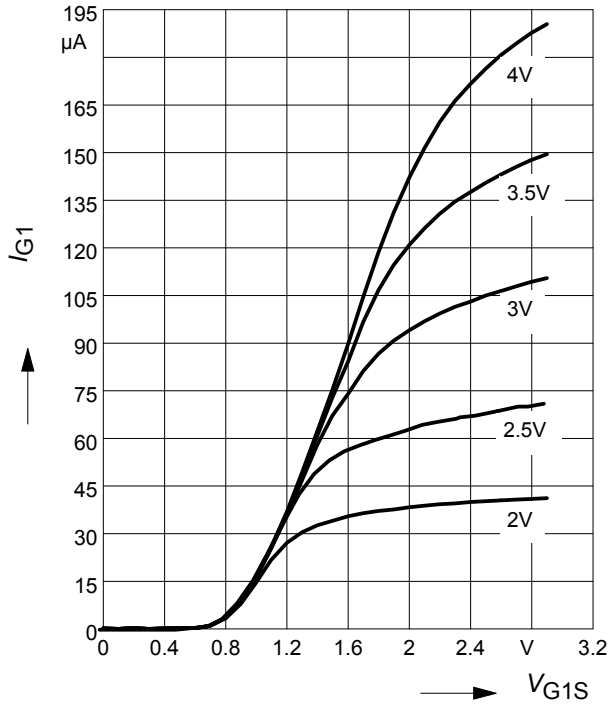

Gate 1 forward transconductance

$g_{fs} = f(I_D)$

V_{DS} = 5V, V_{G2S} = Parameter

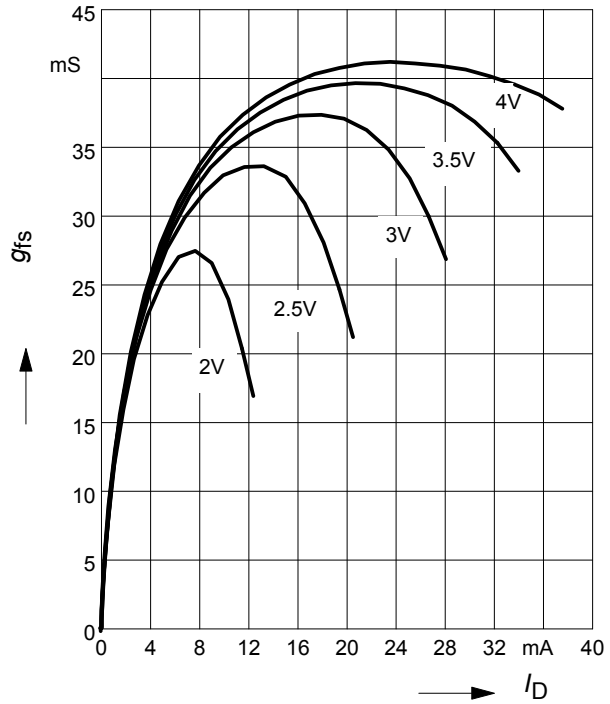

Drain current $I_D = f(V_{G1S})$

V_{DS} = 5V

V_{G2S} = Parameter

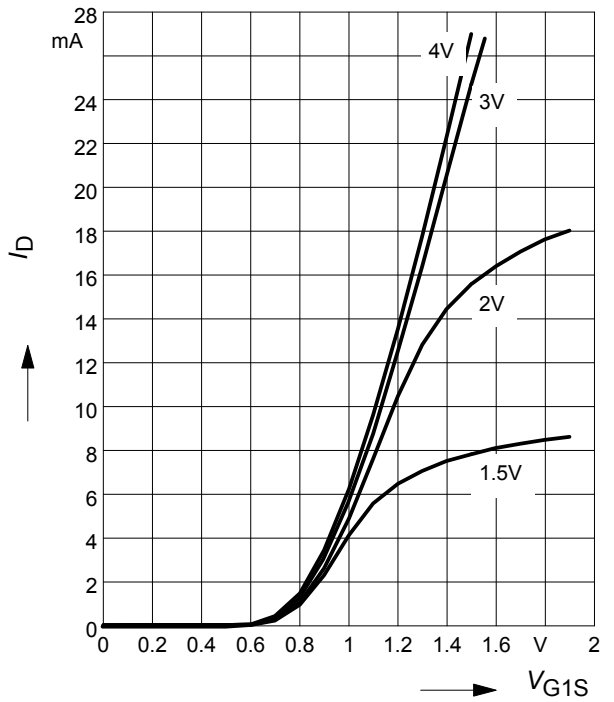

Drain current $I_D = f(V_{GG})$

V_{DS} = 5V, V_{G2S} = 4V, R_{G1} = 80kΩ

(connected to V_{GG}, V_{GG}=gate1 supply voltage)

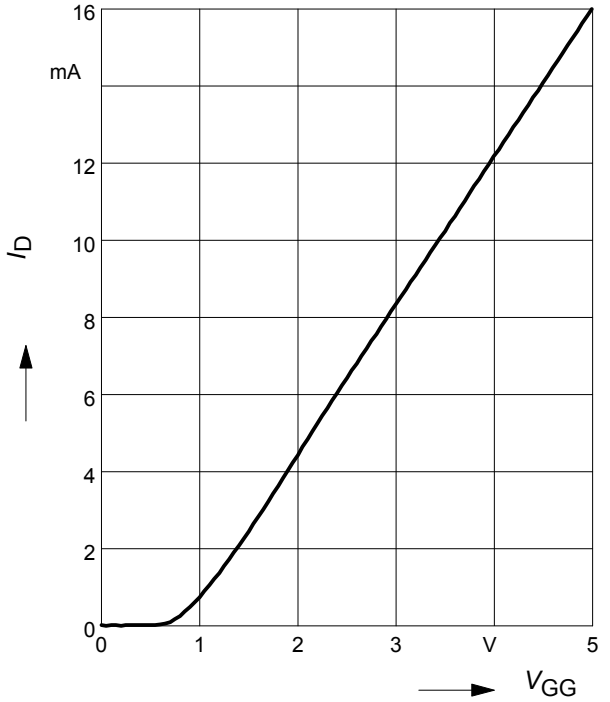

Drain current $I_D = f(V_{GG})$

V_{G2S} = 4V

R_{G1} = Parameter in kΩ

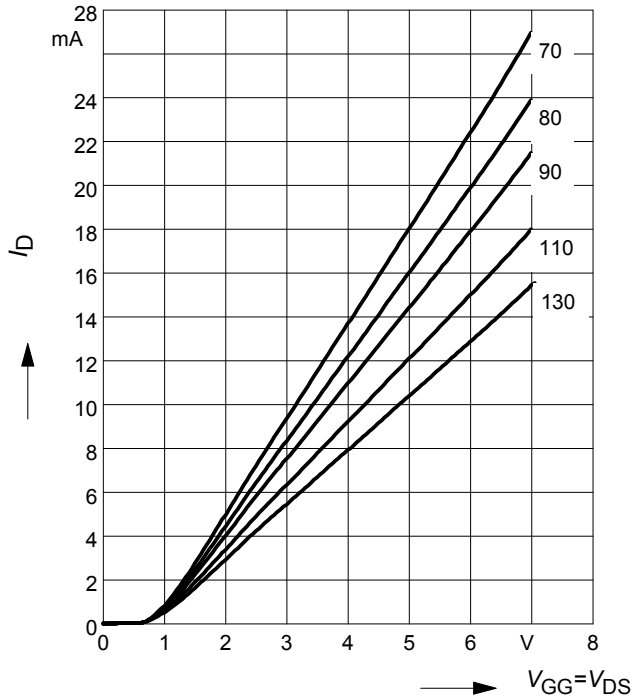

Crossmodulation V_{unw} = (*AGC*)

V_{DS} = 5 V

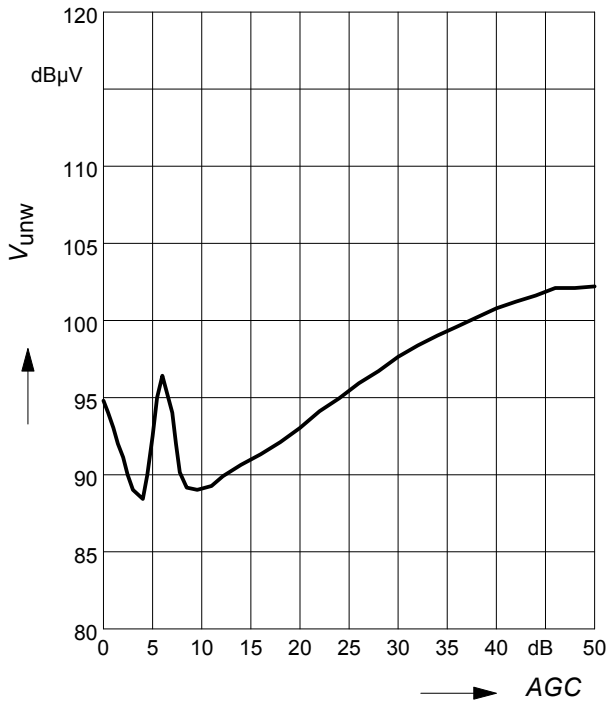

Cossmodulation test circuit

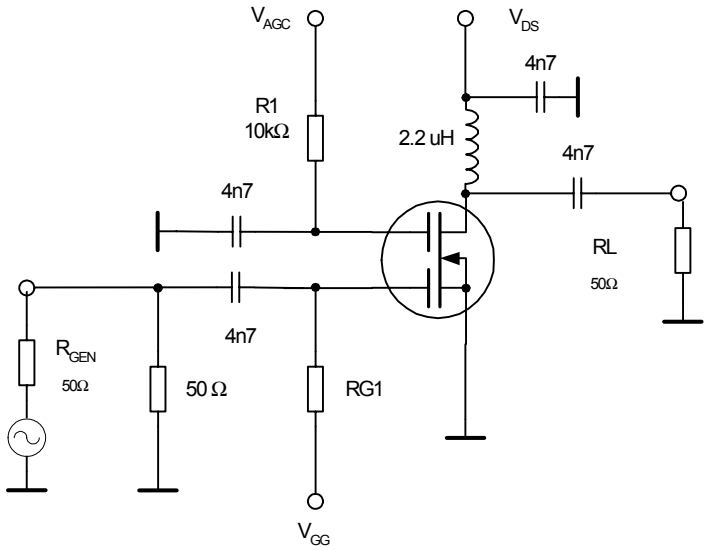

Semibiased

Package Outline

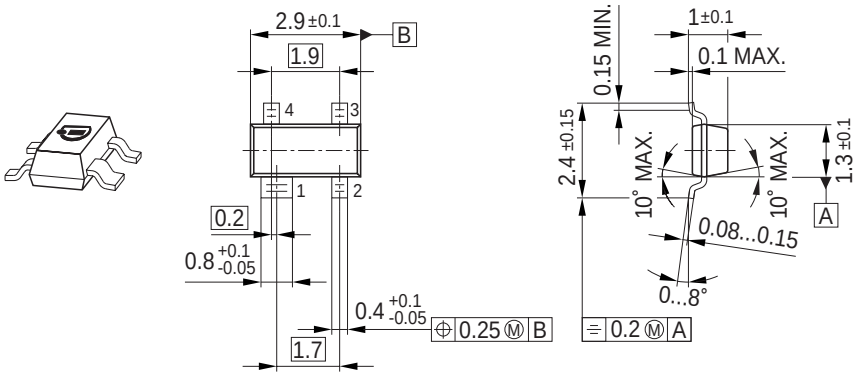

Foot Print

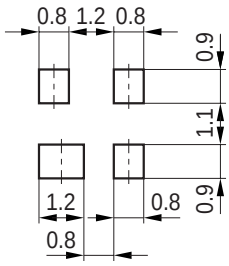

Marking Layout (Example)

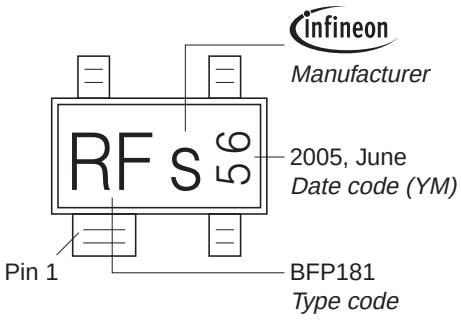

Standard Packing

Reel ø180 mm = 3.000 Pieces/Reel
Reel ø330 mm = 10.000 Pieces/Reel

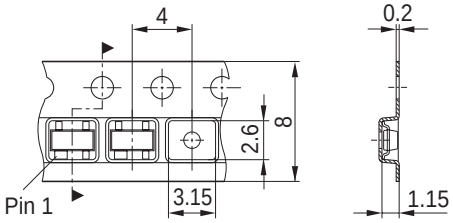

Package Outline

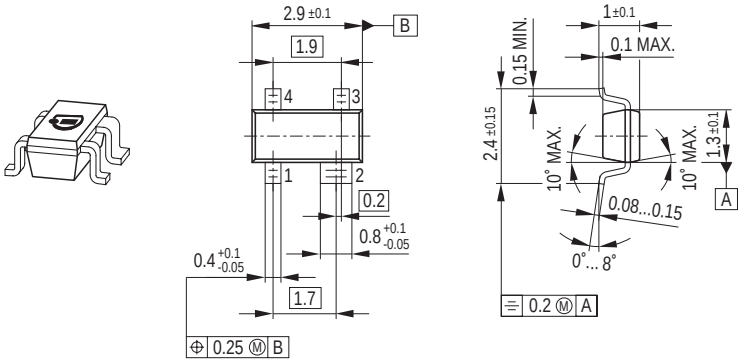

Foot Print

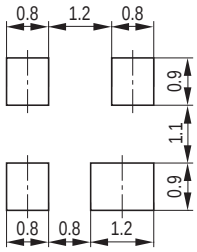

Marking Layout (Example)

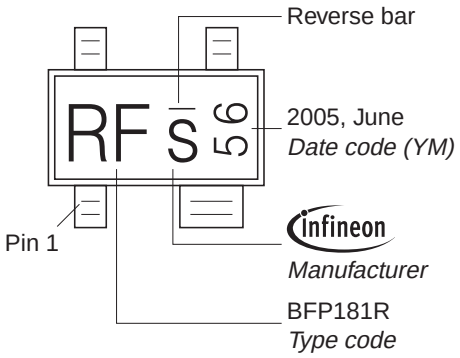

Standard Packing

Reel ø180 mm = 3.000 Pieces/Reel
Reel ø330 mm = 10.000 Pieces/Reel

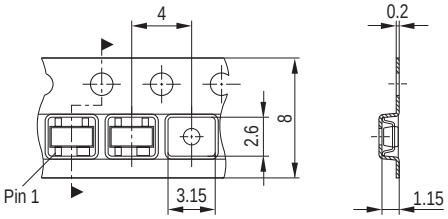

Package Outline

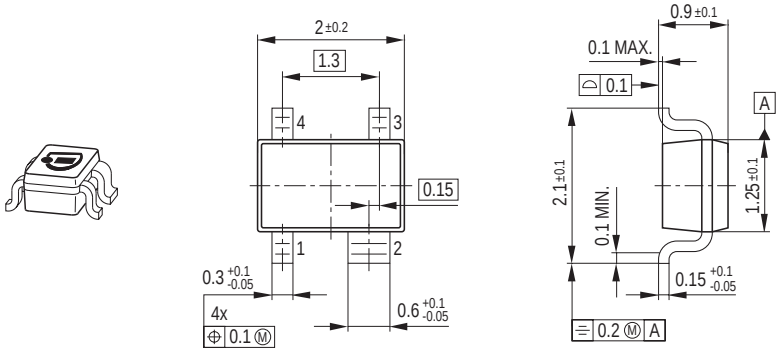

Foot Print

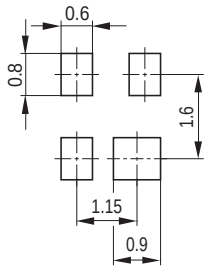

Marking Layout (Example)

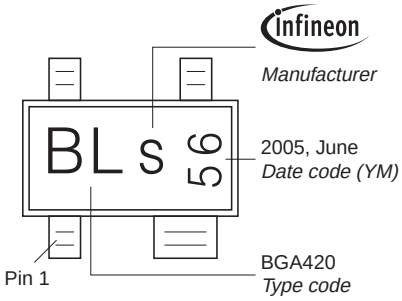

Standard Packing

Reel ø180 mm = 3.000 Pieces/Reel
Reel ø330 mm = 10.000 Pieces/Reel

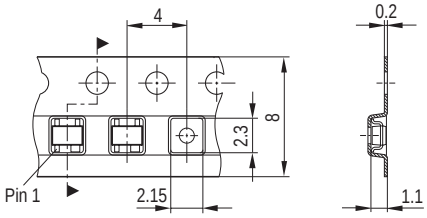

Edition 2006-02-01
Published by
Infineon Technologies AG
81726 München, Germany
© Infineon Technologies AG 2007.
All Rights Reserved.

Attention please!

The information given in this dokument shall in no event be regarded as a guarantee of conditions or characteristics ("Beschaffenheitsgarantie"). With respect to any examples or hints given herein, any typical values stated herein and/or any information regarding the application of the device, Infineon Technologies hereby disclaims any and all warranties and liabilities of any kind, including without limitation warranties of non-infringement of intellectual property rights of any third party.

Information

For further information on technology, delivery terms and conditions and prices please contact your nearest Infineon Technologies Office (**www.infineon.com**).

Warnings

Due to technical requirements components may contain dangerous substances. For information on the types in question please contact your nearest Infineon Technologies Office.
Infineon Technologies Components may only be used in life-support devices or systems with the express written approval of Infineon Technologies, if a failure of such components can reasonably be expected to cause the failure of that life-support device or system, or to affect the safety or effectiveness of that device or system.
Life support devices or systems are intended to be implanted in the human body, or to support and/or maintain and sustain and/or protect human life. If they fail, it is reasonable to assume that the health of the user or other persons may be endangered.

ООО «ЛайфЭлектроникс» “LifeElectronics” LLC

ИНН 7805602321 КПП 780501001 Р/С 40702810122510004610 ФАКБ "АБСОЛЮТ БАНК" (ЗАО) в г.Санкт-Петербурге К/С 30101810900000000703 БИК 044030703

Компания «Life Electronics» занимается поставками электронных компонентов импортного и отечественного производства от производителей и со складов крупных дистрибьюторов Европы, Америки и Азии.

С конца 2013 года компания активно расширяет линейку поставок компонентов по направлению коаксиальный кабель, кварцевые генераторы и конденсаторы (керамические, пленочные, электролитические), за счёт заключения дистрибьюторских договоров

Мы предлагаем:

- *Конкурентоспособные цены и скидки постоянным клиентам.*
- *Специальные условия для постоянных клиентов.*
- *Подбор аналогов.*
- *Поставку компонентов в любых объемах, удовлетворяющих вашим потребностям.*

- *Приемлемые сроки поставки, возможна ускоренная поставка.*
- *Доставку товара в любую точку России и стран СНГ.*
- *Комплексную поставку.*
- *Работу по проектам и поставку образцов.*
- *Формирование склада под заказчика.*

- *Сертификаты соответствия на поставляемую продукцию (по желанию клиента).*
- *Тестирование поставляемой продукции.*
- *Поставку компонентов, требующих военную и космическую приемку.*
- *Входной контроль качества.*
- *Наличие сертификата ISO.*

В составе нашей компании организован Конструкторский отдел, призванный помогать разработчикам, и инженерам.

Конструкторский отдел помогает осуществить:

- *Регистрацию проекта у производителя компонентов.*
- *Техническую поддержку проекта.*
- *Защиту от снятия компонента с производства.*
- *Оценку стоимости проекта по компонентам.*
- *Изготовление тестовой платы монтаж и пусконаладочные работы.*

Тел: +7 (812) 336 43 04 (многоканальный)
Email: org@lifeelectronics.ru

www.lifeelectronics.ru