


3M™ MetPak™ HSHM Press-Fit Header

2 mm Type D, 176 Signal Contacts, 8 Rows, Straight

HSHM Series



- Up to 5 Gb/s data rates
- Low crosstalk at high frequencies
- 50/100 Ω (single-ended /differential) impedance
- Modular/scalable format IEC 61076-4-101
- 101 mated lines per linear inch
- Four integrated 8.25 A power contacts
- Integrated guide pin
- End-to-end stackable with 8 row 3M™ MetPak™ HM and HSHM headers
- See the Regulatory Information Appendix (RIA) in the “RoHS compliance” section of www.3mconnector.com for compliance information

Date Modified: November 8, 2010

TS-2015-B
Sheet 1 of 3

Physical

Insulation:

Material: High Temperature Thermoplastic (LCP)
Flammability: UL 94V-0

Contact:

Material: Copper Alloy
Plating: See Ordering Information

Performance

Mechanical:

Normal Force (Nominal): 0.57 N [58 g] Signal, 0.74 N [75 g] Shield
Engagement Force (Nominal): 0.32 N [33 g] Signal, 0.22 N [22 g] Shield
Separation Force (Nominal): 0.20 N [20 g] Signal, 0.20 N [20 g] Shield
Wipe (Nominal, Shortest Contact): 2.67 mm [0.105 in] Signal, 1.57 mm [0.062 in] Shield
Mate/Unmate Cycles: 250
Application: This module is suitable for stand-alone use. (Refer to IEC-61076-4-101)

Electrical:

Data Rate: 5 Gb/s
Characteristic Impedance: 50 Ω Single-ended, 100 Ω Differential
Current Rating (Fully Loaded): 1 A @ 70° C Signal
Insulation Resistance: 10⁴ M Ω @ 100 V_{DC}
Withstanding Voltage: 750 V_{rms}

Environmental

Temperature Rating: -55° C to 125° C

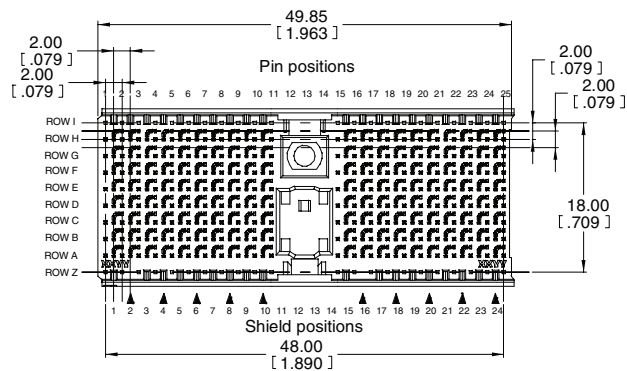
UL File No.: E68080

MetPak is a trademark of 3M Company.

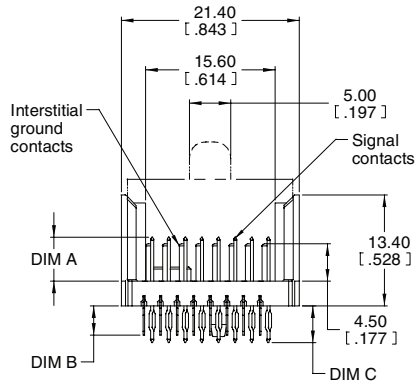
3M™ MetPak™ HSHM Press-Fit Header

2 mm Type D, 176 Signal Contacts, 8 Rows, Straight

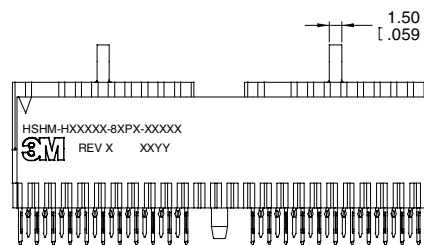
HSHM Series



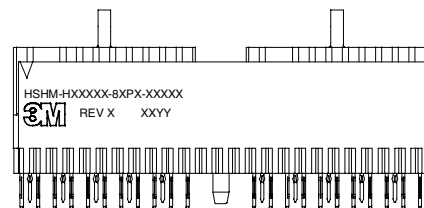
▲ denotes shield column (tail only) omitted for the row differential pair part



DIM A = Pin mating length
DIM B = Shield tail length
DIM C = Pin tail length



Coaxial, column differential and stripline configuration shown with protective caps*



Row differential configuration shown with protective caps*

* Caps to be removed after press-fit installation process

mm (Inch)		
Tolerance Unless Noted		
	0	0.0
mm	±3	±0.3 ±0.13

() Dimensions used for Reference Only

Ordering Information

HSHM-H176DPWRX-8CPX-XXXXX (rows I and Z not loaded)

High Speed Option:

- 4 = Coaxial, column differential and stripline (75 Ω) applications
- 5 = Row differential applications

Tail Length:

- 1 = 4.4 mm pin and 3.5 mm shield
- 2 = 2 mm pin and 2 mm shield

Plating μm [μ"]:

TG30 = 0.76 [30] Min. Au Contact Area
2.54 [100] Min. SnPb Terminal Area (RIA C2 & E2 apply)
1.27 [50] Min. Ni All over
Standard Option

TG30L = 0.76 [30] Min. Au Contact Area, Lubricated
2.54 [100] Min. SnPb Terminal Area (RIA C2 & E2 apply)
1.27 [50] Min. Ni All over
Non-Standard Option (Available with longer lead times and higher make order quantities, MOQ)

TG50 = 1.27 [50] Min. Au Contact Area, Lubricated
2.54 [100] Min. SnPb Terminal Area (RIA C2 & E2 apply)
1.27 [50] Min. Ni All over
Non-Standard Option (Available with longer lead times and higher make order quantities, MOQ)

Standard Configuration

DIM A = 5.3 mm for rows A through H

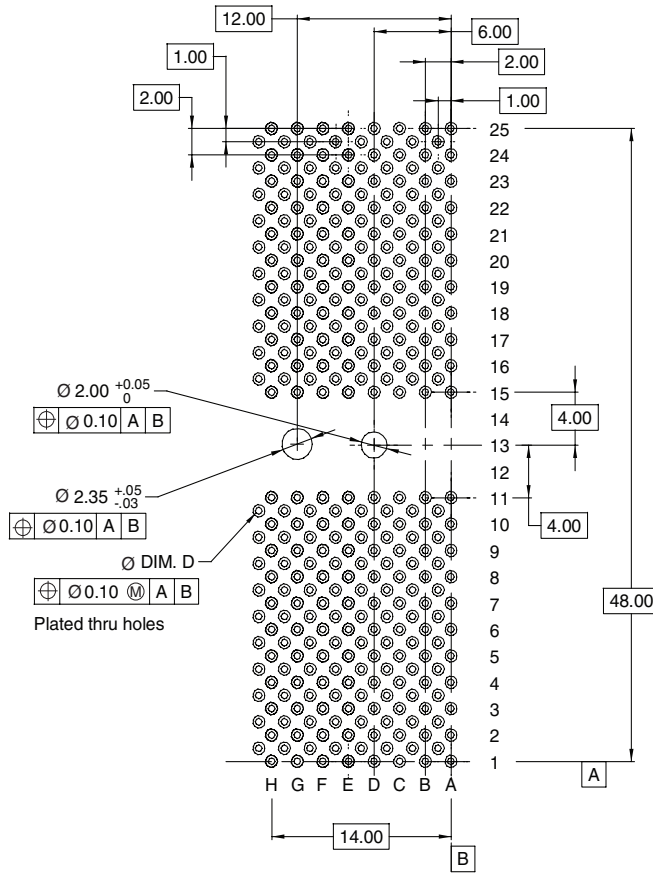
For non-standard configurations contact sales representative

TS-2015-B
Sheet 2 of 3

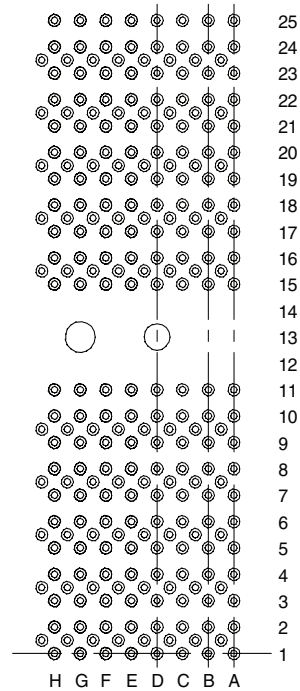
3M™ MetPak™ HSHM Press-Fit Header

2 mm Type D, 176 Signal Contacts, 8 Rows, Straight

HSHM Series



Recommended PCB hole mounting pattern for coaxial, column differential and stripline applications



Recommended PCB hole mounting pattern for row differential applications

(Same geometry as left view without the ground vias)

Hole Plating Table mm			
Finished Hole Dia.	Cu. Thickness	SnPb Thickness	Drilled Hole Dia.
0.457 - 0.559 [.0180 - .0220]	0.025 - 0.045 [.0010 - .0018]	0.008 - 0.018 [.0003 - .0007]	0.584 - 0.625 [.0230 - .0246]

TS-2015-B
Sheet 3 of 3

Important Notice

All statements, technical information, and recommendations related to 3M's products are based on information believed to be reliable, but the accuracy or completeness is not guaranteed. Before using this product, you must evaluate it and determine if it is suitable for your intended application. You assume all risks and liability associated with such use. Any statements related to the product which are not contained in 3M's current publications, or any contrary statements contained on your purchase order shall have no force or effect unless expressly agreed upon, in writing, by an authorized officer of 3M.

Warranty; Limited Remedy; Limited Liability.

This product will be free from defects in material and manufacture for a period of one (1) year from the time of purchase. **3M MAKES NO OTHER WARRANTIES INCLUDING, BUT NOT LIMITED TO, ANY IMPLIED WARRANTY OF MERCHANTABILITY OR FITNESS FOR A PARTICULAR PURPOSE.** If this product is defective within the warranty period stated above, your exclusive remedy shall be, at 3M's option, to replace or repair the 3M product or refund the purchase price of the 3M product. **Except where prohibited by law, 3M will not be liable for any indirect, special, incidental or consequential loss or damage arising from this 3M product, regardless of the legal theory asserted.**

**3M Electronics Solutions Division**

6801 River Place Blvd.
Austin, TX 78726-9000
U.S.A.
1-800-225-5373
www.3Mconnector.com

Please recycle. Printed in USA.
© 3M 2010. All rights reserved.
RIA-2217B-E

3M is a trademark of 3M Company.

Компания «Life Electronics» занимается поставками электронных компонентов импортного и отечественного производства от производителей и со складов крупных дистрибьюторов Европы, Америки и Азии.

С конца 2013 года компания активно расширяет линейку поставок компонентов по направлению коаксиальный кабель, кварцевые генераторы и конденсаторы (керамические, пленочные, электролитические), за счёт заключения дистрибьюторских договоров

Мы предлагаем:

- Конкурентоспособные цены и скидки постоянным клиентам.
- Специальные условия для постоянных клиентов.
- Подбор аналогов.
- Поставку компонентов в любых объемах, удовлетворяющих вашим потребностям.
- Приемлемые сроки поставки, возможна ускоренная поставка.
- Доставку товара в любую точку России и стран СНГ.
- Комплексную поставку.
- Работу по проектам и поставку образцов.
- Формирование склада под заказчика.
- Сертификаты соответствия на поставляемую продукцию (по желанию клиента).
- Тестирование поставляемой продукции.
- Поставку компонентов, требующих военную и космическую приемку.
- Входной контроль качества.
- Наличие сертификата ISO.

В составе нашей компании организован Конструкторский отдел, призванный помогать разработчикам, и инженерам.

Конструкторский отдел помогает осуществить:

- Регистрацию проекта у производителя компонентов.
- Техническую поддержку проекта.
- Защиту от снятия компонента с производства.
- Оценку стоимости проекта по компонентам.
- Изготовление тестовой платы монтаж и пусконаладочные работы.



Тел: +7 (812) 336 43 04 (многоканальный)

Email: org@lifeelectronics.ru