

SYSMAC Option Memory Card

HMC-EF183


CSM_HMC-EF183_DS_E_3_1

Large-capacity Memory Card (128 MB) That's RoHS Compliant!

- Memory Cards serve as external memory to store user programs, PLC Setups, I/O Tables, and other data for CS/CJ-series PLCs or NSJ Controllers.
- A Memory Card Adaptor can be used to mount a Memory Card in a PCMCIA slot of a personal computer to enable editing the data on the computer.



HMC-EF183



HMC-AP001



Features

- Save or read I/O memory data, user programs, and PLC Setup data as files.
- Use ROM operation from a Memory Card when at PLC startup.
- Log a specified range of I/O memory data in CSV or TXT format using instructions in the user program or Smart FBs (function blocks).
- Edit CSV/TXT data logged on a Memory Card on a personal computer using a Memory Card Adaptor.
- Use instructions in the user program or Smart FBs to rename, create, or delete directories or files in the Memory Card, to format files, or to perform other operations.
- Back up all CPU Unit data and all data from mounted Special I/O Units and CPU Bus Units on a Memory Card without a Programming Device.

Standard Models

International Standards

- The standards are abbreviated as follows: U: UL, U1: UL (Class I Division 2 Products for Hazardous Locations), C: CSA, UC: cULus, UC1: cULus (Class I Division 2 Products for Hazardous Locations), CU: cUL, N: NK, L: Lloyd, and CE: EC Directives
- Contact your OMRON representative for further details and applicable conditions for these standards.

Product name	Specifications	Model number	International standards
 Memory Card	Flash memory, 128MB	HMC-EF183	—
 Memory Card Adaptor	For computer PCMCIA slot	HMC-AP001	CE

- Note: 1.** The Memory Cards cannot be used with CS1G-CPU□□H, CS1H-CPU□□H, CJ1G-CPU□□H, or CJ1H-CPU□□H CPU Units manufactured before January 9, 2002 (lot number 020108 or earlier) or NS7-series PTs manufactured before May 8, 2002 (lot number 0852 or earlier). Confirm applicability when ordering.
- 2.** The HMC-EF183 Memory Card cannot be used with the CS1G-CPU□□(-V1) or CS1H-CPU□□(-V1) CPU Units. Confirm applicability when ordering.

Basic Specifications

Item	Model	HMC-EF183
Common specifications	Memory capacity	128 MB
	Dimensions	42.8×36.4×3.3 mm (W × H × T)
	Weight	15 g max.
	Current consumption	Approx. 30 mA (when used with PLC)
	Application/storage environment	Same a general specifications of PLC
Factory specifications	No. of writes	100,000 (guaranteed value)
	No. of files writable to root directory	511
	File system	FAT16
Files that can be stored when mounted in CS/CJ-series PLC or NSJ Controller (See note.)		1. Program files 2. Parameter files 3. Data files 4. Conversion table files 5. Comment files 6. Program index files 7. Unit/Board backup files

Note: Refer to the operation manual for the CS/CJ-series PLCs and NSJ Controller for details on files that can be stored.

Precautions

Confirm the following items before using a Memory Card. Refer to the *CS/CJ/NSJ Series Programmable Controller Programming Manual (W394)* for details.

Format

The Memory Cards are already formatted when shipped; there is no need to format them again after purchase. To format a Memory Card that has been used, always format it in the CPU Unit using the CX-Programmer or a Programming Console. You will not be able to use a Memory Card in the CPU Unit if you format it on a personal computer or in an SPU Unit.

Write Life

Flash memory can be written only a limited number of times. The guaranteed limit for writing to a Memory Card is set at 100,000 writes. That means if you write to a Memory Card continuously once every 10 minutes, you will exceed 100,000 writes in two years.

Minimum File Size

If many small files, such as ones containing only a few words of DM Area data, are stored on a Memory Card, the Memory Card will become full sooner than expected. For example, for a Memory Card with an allocation unit size set to 2,048 bytes, a single file will always use 2,048 bytes of space on the Memory Card no matter how little data it contains.

Precautions during Memory Card Access

The BUSY indicator on the CPU Unit will light when the Memory Card is being accessed.

1. Never turn OFF the power to the PLC while the BUSY indicator is lit.
2. Never remove the Memory Card while the BUSY indicator is lit. Before removing a Memory Card, press the button to stop power supply to the Memory Card and wait for the BUSY indicator to go out. It may become impossible to use the Memory Card if either the power is turned OFF or the Memory Card is removed while the Memory Card is being accessed.
3. Several seconds are sometimes required for the CPU Unit to detect the Memory Card after the the Memory Card is inserted. The time required will depend on the cycle time of the PLC, the Memory Card capacity, the number of files on the Memory Card, and other factors. When accessing a Memory Card, use the Memory Card Detected Flag (A34315) in a NO input condition for the instruction accessing the Memory Card. Refer to the *CS/CJ/NSJ Series Programmable Controller Programming Manual (W394)* for a programming example.

Precaution when Inserting a Memory Card

The direction the Memory Card must face when it is inserted depends on the model of CPU Unit that is used. With a CS-series CPU Unit, the label on the Memory Card must face to the right. If a Memory Card is forced into the slot when it is facing the wrong direction, the CPU Unit or Memory Card may be damaged and fail to operate properly.

Read and Understand This Catalog

Please read and understand this catalog before purchasing the products. Please consult your OMRON representative if you have any questions or comments.

Warranty and Limitations of Liability

WARRANTY

OMRON's exclusive warranty is that the products are free from defects in materials and workmanship for a period of one year (or other period if specified) from date of sale by OMRON.

OMRON MAKES NO WARRANTY OR REPRESENTATION, EXPRESS OR IMPLIED, REGARDING NON-INFRINGEMENT, MERCHANTABILITY, OR FITNESS FOR PARTICULAR PURPOSE OF THE PRODUCTS. ANY BUYER OR USER ACKNOWLEDGES THAT THE BUYER OR USER ALONE HAS DETERMINED THAT THE PRODUCTS WILL SUITABLY MEET THE REQUIREMENTS OF THEIR INTENDED USE. OMRON DISCLAIMS ALL OTHER WARRANTIES, EXPRESS OR IMPLIED.

LIMITATIONS OF LIABILITY

OMRON SHALL NOT BE RESPONSIBLE FOR SPECIAL, INDIRECT, OR CONSEQUENTIAL DAMAGES, LOSS OF PROFITS OR COMMERCIAL LOSS IN ANY WAY CONNECTED WITH THE PRODUCTS, WHETHER SUCH CLAIM IS BASED ON CONTRACT, WARRANTY, NEGLIGENCE, OR STRICT LIABILITY.

In no event shall the responsibility of OMRON for any act exceed the individual price of the product on which liability is asserted.

IN NO EVENT SHALL OMRON BE RESPONSIBLE FOR WARRANTY, REPAIR, OR OTHER CLAIMS REGARDING THE PRODUCTS UNLESS OMRON'S ANALYSIS CONFIRMS THAT THE PRODUCTS WERE PROPERLY HANDLED, STORED, INSTALLED, AND MAINTAINED AND NOT SUBJECT TO CONTAMINATION, ABUSE, MISUSE, OR INAPPROPRIATE MODIFICATION OR REPAIR.

Application Considerations

SUITABILITY FOR USE

OMRON shall not be responsible for conformity with any standards, codes, or regulations that apply to the combination of products in the customer's application or use of the products.

At the customer's request, OMRON will provide applicable third party certification documents identifying ratings and limitations of use that apply to the products. This information by itself is not sufficient for a complete determination of the suitability of the products in combination with the end product, machine, system, or other application or use.

The following are some examples of applications for which particular attention must be given. This is not intended to be an exhaustive list of all possible uses of the products, nor is it intended to imply that the uses listed may be suitable for the products:

- Outdoor use, uses involving potential chemical contamination or electrical interference, or conditions or uses not described in this catalog.
- Nuclear energy control systems, combustion systems, railroad systems, aviation systems, medical equipment, amusement machines, vehicles, safety equipment, and installations subject to separate industry or government regulations.
- Systems, machines, and equipment that could present a risk to life or property.

Please know and observe all prohibitions of use applicable to the products.

NEVER USE THE PRODUCTS FOR AN APPLICATION INVOLVING SERIOUS RISK TO LIFE OR PROPERTY WITHOUT ENSURING THAT THE SYSTEM AS A WHOLE HAS BEEN DESIGNED TO ADDRESS THE RISKS, AND THAT THE OMRON PRODUCTS ARE PROPERLY RATED AND INSTALLED FOR THE INTENDED USE WITHIN THE OVERALL EQUIPMENT OR SYSTEM.

PROGRAMMABLE PRODUCTS

OMRON shall not be responsible for the user's programming of a programmable product, or any consequence thereof.

Disclaimers

CHANGE IN SPECIFICATIONS

Product specifications and accessories may be changed at any time based on improvements and other reasons.

It is our practice to change model numbers when published ratings or features are changed, or when significant construction changes are made. However, some specifications of the products may be changed without any notice. When in doubt, special model numbers may be assigned to fix or establish key specifications for your application on your request. Please consult with your OMRON representative at any time to confirm actual specifications of purchased products.

DIMENSIONS AND WEIGHTS

Dimensions and weights are nominal and are not to be used for manufacturing purposes, even when tolerances are shown.

PERFORMANCE DATA

Performance data given in this catalog is provided as a guide for the user in determining suitability and does not constitute a warranty. It may represent the result of OMRON's test conditions, and the users must correlate it to actual application requirements. Actual performance is subject to the OMRON Warranty and Limitations of Liability.

ERRORS AND OMISSIONS

The information in this document has been carefully checked and is believed to be accurate; however, no responsibility is assumed for clerical, typographical, or proofreading errors, or omissions.

2012.6

In the interest of product improvement, specifications are subject to change without notice.

OMRON Corporation
Industrial Automation Company

<http://www.ia.omron.com/>

(c)Copyright OMRON Corporation 2012 All Right Reserved.

Компания «Life Electronics» занимается поставками электронных компонентов импортного и отечественного производства от производителей и со складов крупных дистрибьюторов Европы, Америки и Азии.

С конца 2013 года компания активно расширяет линейку поставок компонентов по направлению коаксиальный кабель, кварцевые генераторы и конденсаторы (керамические, пленочные, электролитические), за счёт заключения дистрибьюторских договоров

Мы предлагаем:

- Конкурентоспособные цены и скидки постоянным клиентам.
- Специальные условия для постоянных клиентов.
- Подбор аналогов.
- Поставку компонентов в любых объемах, удовлетворяющих вашим потребностям.
- Приемлемые сроки поставки, возможна ускоренная поставка.
- Доставку товара в любую точку России и стран СНГ.
- Комплексную поставку.
- Работу по проектам и поставку образцов.
- Формирование склада под заказчика.
- Сертификаты соответствия на поставляемую продукцию (по желанию клиента).
- Тестирование поставляемой продукции.
- Поставку компонентов, требующих военную и космическую приемку.
- Входной контроль качества.
- Наличие сертификата ISO.

В составе нашей компании организован Конструкторский отдел, призванный помогать разработчикам, и инженерам.

Конструкторский отдел помогает осуществить:

- Регистрацию проекта у производителя компонентов.
- Техническую поддержку проекта.
- Защиту от снятия компонента с производства.
- Оценку стоимости проекта по компонентам.
- Изготовление тестовой платы монтаж и пусконаладочные работы.



Тел: +7 (812) 336 43 04 (многоканальный)

Email: org@lifeelectronics.ru