

Hook and Loop Cable Ties


The comprehensive family of hook and loop cable ties delivers reliability by protecting against over-tensioning of high performance fiber and copper cables. These ties are adjustable, releasable, and reusable to effectively support frequent moves, adds, and changes (MACs). A wide range of designs, sizes, and colors provides flexibility and an aesthetically pleasing appearance.



Key Features

Benefits

Soft hook and loop material	Reliability – Safe way to effectively bundle cables while maintaining network data integrity by protecting against over-tensioning; minimal installation time; no tools required
Releasable design	Scalability – Adjustable, releasable, and reusable to accommodate frequent moves, adds, and changes (MACs) which supports evolving changes to equipment and cabling for future growth; supports rapid deployment
Wide range of designs, sizes, and colors	Aesthetics – Allows design flexibility and provides a professional, finished appearance
Plenum rated styles	UL listed cable ties can be safely applied in plenum or air handling spaces per NEC, Section 300-22 (C) and (D)
Comprehensive product offering	Supports a wide range of applications; allows maximum installation flexibility



TAK-TY® Loop Ties

Slot allows for pre-wrapping of bundles



TAK-TY® Strip Ties

Rolls perforated in convenient 6", 12" or 18" strips



NEW!

TAK-TY® Stacked Strips

Eliminates cutting and staging 7" Strips (100 pieces)



TAK-TY® Rolls

Lengths: 15' and 75' can be cut to any length



TAK-TY® Cable Ties – Plenum-rated
UL Listed loop style and strip style



ULTRA-CINCH™ Ties

Cinch ring provides extra strength



ULTRA-CINCH™ Ties

Grommet styles for mounting applications




TAK-TAPE™ Rolls

General purpose fastener

TAK-TY® Hook & Loop Cable Ties

- Soft, premium material is safe to use on high performance cabling
- Adjustable, releasable, and reusable up to hundreds of times
- Broad selection of durable designs and sizes
- Select ties are UL listed for use in plenum or air handling spaces (such as ceiling voids and under floor areas) per NEC, Section 300-22 (C) and (D); flammability rating: UL 94V-2
- A full range of colors; see Color Chart on page 4



Rack application
X-Out for #10 Truss Head Screw
Loop Tie: HLT2I-X0



Available in eight colors


Ordering Information




Overhead application
Continuous rolls
HLS-15R6



Convenient packaging (100 pcs.)
HLB2S-CO



Underfloor (Plenum application)
HLSP3S-X12
HLTP3I-X12



Rack application
Continuous rolls
HLS-15R10, HLS-15R6

Part Number	Length		Width		Max. Bundle Dia.		Min. Loop Tensile Str.*		Std. Pkg. Qty.	Std. Ctn. Qty.
	In.	mm	In.	mm	In.	mm	Lbs.	N		
Loop Ties – Slot allows for pre-wrapping of bundles; X-Out allows for use with #10 truss head screw										
HLT2I-X0	8.0	203	.500	12.7	1.91	49	40	178	10	100
HLT3I-X0	12.0	305	.500	12.7	3.18	81	40	178	10	100

UL Listed Loop Ties (Maroon) for plenum applications

HLTP2I-X12	8.0	203	.500	12.7	1.91	49	40	178	10	100
HLTP3I-X12	12.0	305	.500	12.7	3.18	81	40	178	10	100

UL Listed Loop Ties (Black) for plenum applications

HLTP2I-X0	8.0	203	.500	12.7	1.91	49	18	80	10	100
HLTP3I-X0	12.0	305	.500	12.7	3.18	81	18	80	10	100

Strip Ties – Perforated in convenient 6", 12", and 18" strips

HLS1.5S-X0	6.0	152	.750	19.1	1.50	38	50	222	10	100
HLS3S-X0	12.0	305	.750	19.1	3.20	81	50	222	10	100
HLS5S-X0	18.0	457	.750	19.1	5.00	127	50	222	10	100

NEW! Stacked Strip Ties – Eliminates cutting ties to length and staging them for each job Rounded edges for installer safety - 100 pcs.

HLB2S-CO	7.0	178	.750	19.1	1.60	41	50	222	1	10
----------	-----	-----	------	------	------	----	----	-----	---	----

UL Listed Strip Ties (Maroon) for plenum applications

HLSP1.5S-X12	6.0	152	.750	19.1	1.50	38	50	222	10	100
HLSP3S-X12	12.0	305	.750	19.1	3.20	81	50	222	10	100
HLSP5S-X12	18.0	457	.750	19.1	5.00	127	50	222	10	100

UL Listed Strip Ties (Black) for plenum applications

HLSP1.5S-X0	6.0	152	.750	19.1	1.50	38	18	80	10	100
HLSP3S-X0	12.0	305	.750	19.1	3.20	81	18	80	10	100
HLSP5S-X0	18.0	457	.750	19.1	5.00	127	18	80	10	100

Part Number	Length		Width		Max. Bundle Dia.		Min. Loop Tensile Str.*		Std. Pkg. Qty.	Std. Ctn. Qty.
	Ft.	m	In.	mm	In.	mm	Lbs.	N		
Continuous Rolls – 15' and 75' Lengths – Can be cut to desired length, eliminating waste										
HLM-15R0	15	4.6	.330	8.4	Various	Various	18	80	1	10
HLS-15R0	15	4.6	.750	19.1	Various	Various	50	222	1	10
HLS-75R0	75	22.9	.750	19.1	Various	Various	50	222	1	10

*Minimum 2" overlap required to achieve loop tensile rating.

- Soft, premium material is safe to use on high performance cabling
- Adjustable, releasable, and reusable multiple times
- Unique material with hooks and loops on same side allows user to secure a greater range of bundle diameters, including smaller diameter bundles
- Low profile contoured cinch ring provides extra strength and bundle tightness, while reducing overall bundle size
- Grommet styles offer strength and assure reliable installations that resist pullout when bundling and mounting cables within cabinet applications
- Tapered tip facilitates easy, snag-free threading
- A full range of colors; see Color Chart on page 4

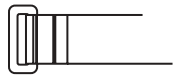


Three styles available in eight colors



Cinch tie on bundle
UCT3S-X0

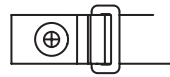
Design Styles



Cinch Tie
(UCT)




Cinch Tie – Center Mount Grommet
(UGTC)




Cinch Tie – End Mount Grommet
(UGTE)

Ordering Information



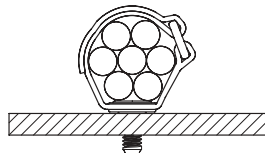
Cinch Tie mounted on rack
UGTC3S-X0



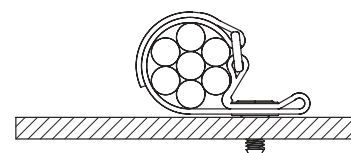
Cinch Tie mounted within cabinet
UGTC3S-X10

Part Number	Length		Width		Max. Bundle Dia.		Min. Loop Tensile Str.*		Std. Pkg. Qty.	Std. Ctn. Qty.
	In.	mm	In.	mm	In.	mm	Lbs.	N		
Cinch Ties										
UCT3S-X0	12.0	305	.850	21.6	3.00	76	50	222	10	100
UCT5S-X0	18.0	457	.850	21.6	5.00	127	50	222	10	100
Cinch Ties – Center Mount Grommet (Bundle is centered over mounting point)										
UGTC3S-X0	12.0	305	.850	21.6	3.00	76	50	222	10	100
UGTC5S-X0	18.0	457	.850	21.6	5.00	127	50	222	10	100
Cinch Ties – End Mount Grommet (Bundle is offset from mounting point)										
UGTE3S-X0	12.0	305	.850	21.6	3.00	76	50	222	10	100
UGTE5S-X0	18.7	475	.850	21.6	5.00	127	50	222	10	100

Note: 1/4" (6mm) diameter mounting hole on grommet style cinch ties.
*Minimum 2" overlap required to achieve loop tensile rating.



UGTC
Bundle is centered
over mounting point



UGTE
Bundle is offset from
mounting point

Part Number	Part Description	Std. Pkg. Qty.	Std. Ctn. Qty.
Flat Head Screws for Grommet Cinch Ties			
UCTGS1224-X	12-24 UNC x 5/8mm (.625") flat head phillips screw.	10	100
UCTGSM5-X	M5 x 16mm flat head phillips screw.	10	100
UCTGSM6-X	M6 x 16mm flat head phillips screw.	10	100

TAK-TAPE™ Hook & Loop Cable Tie Rolls

- Strong, low profile flexible material; safe to use on high performance cabling
- Adjustable, releasable, and reusable
- Cost effective for general purpose bundling
- Continuous rolls can be easily cut to size
- Leaves no residue
- Available in black color



Convenient packaging



TTS-35RX0

Ordering Information

Part Number	Length		Width		Max. Bundle Dia.		Min. Loop Tensile Str.*		Packaging Description	Std. Pkg. Qty.	Std. Ctn. Qty.
	Ft.	m	In.	mm	In.	mm	Lbs.	N			
TTS-20R0	20	6.1	.750	19.1	Various	Various	40	178	One 20' roll in reusable plastic case.	1	10
TTS-35R3-0	35	10.7	.750	19.1	Various	Various	40	178	One package of three 35' rolls shrink wrapped.	1	8
TTS-35RX0	35	10.7	.750	19.1	Various	Various	40	178	One package of ten 35' rolls shrink wrapped; PANDUIT cutter included.	1	10

*Minimum 2" overlap required to achieve loop tensile rating.

Color Chart for Hook and Loop Cable Ties

	Black	Red	Orange	Yellow	Green	Blue	Gray	White	Maroon
Part Prefix	0	2	3	4	5	6	8	10	12
HLT, HLS, HLB, HLM	•	•	•	•	•	•	•	•	
HLTP, HLSP (Plenum)	•								•
UCT, UGCTC, UGCTE	•	•	•	•	•	•	•	•	
TTS	•								

Related Network Bundling Products

Elastomeric Cable Ties



- Elastic, flexible tie; safe on network cables and installers
- UL 94V-0 flammability rating meets telecommunication requirements
- Releasable and reusable

Cable Bundle Organizing Tool



- Reduces cable installation time up to 50%
- Arranges 24 cables optimizing bundle size and improving installed appearance
- Accommodates a wide range of data cable diameters

Cable Tie Mounts



- For use with hook and loop cable ties
- Unique cradle design provides maximum stability for cable bundle
- Choice of adhesive backed or screw mount styles provides installer flexibility

WORLDWIDE SUBSIDIARIES AND SALES OFFICES

PANDUIT CANADA
Markham, Ontario
cs-dn@panduit.com
Phone: 800.777.3300

PANDUIT EUROPE LTD.
London, UK
cs-emea@panduit.com
Phone: 44.20.8601.7200

PANDUIT SINGAPORE PTE. LTD.
Republic of Singapore
cs-ap@panduit.com
Phone: 65.6305.7575

PANDUIT JAPAN
Tokyo, Japan
cs-japan@panduit.com
Phone: 81.3.3767.7011

PANDUIT LATIN AMERICA
Jalisco, Mexico
cs-la@panduit.com
Phone: 52.333.777.6000

PANDUIT AUSTRALIA PTY. LTD.
Victoria, Australia
cs-aus@panduit.com
Phone: 61.3.9794.9020

For a copy of PANDUIT product warranties, log on to www.panduit.com/warranty



For more information
Visit us at www.panduit.com
Contact Customer Service by email: cs@panduit.com
or by phone: 800-777-3300 and reference CTGB34

©2008 PANDUIT Corp.
ALL RIGHTS RESERVED.
Printed in the U.S.A.
Product Bulletin Number SA-CTGB34
3/2008

Компания «Life Electronics» занимается поставками электронных компонентов импортного и отечественного производства от производителей и со складов крупных дистрибьюторов Европы, Америки и Азии.

С конца 2013 года компания активно расширяет линейку поставок компонентов по направлению коаксиальный кабель, кварцевые генераторы и конденсаторы (керамические, пленочные, электролитические), за счёт заключения дистрибьюторских договоров

Мы предлагаем:

- Конкуренспособные цены и скидки постоянным клиентам.
- Специальные условия для постоянных клиентов.
- Подбор аналогов.
- Поставку компонентов в любых объемах, удовлетворяющих вашим потребностям.
- Приемлемые сроки поставки, возможна ускоренная поставка.
- Доставку товара в любую точку России и стран СНГ.
- Комплексную поставку.
- Работу по проектам и поставку образцов.
- Формирование склада под заказчика.
- Сертификаты соответствия на поставляемую продукцию (по желанию клиента).
- Тестирование поставляемой продукции.
- Поставку компонентов, требующих военную и космическую приемку.
- Входной контроль качества.
- Наличие сертификата ISO.

В составе нашей компании организован Конструкторский отдел, призванный помогать разработчикам, и инженерам.

Конструкторский отдел помогает осуществить:

- Регистрацию проекта у производителя компонентов.
- Техническую поддержку проекта.
- Защиту от снятия компонента с производства.
- Оценку стоимости проекта по компонентам.
- Изготовление тестовой платы монтаж и пусконаладочные работы.



Тел: +7 (812) 336 43 04 (многоканальный)

Email: org@lifeelectronics.ru