


Single-unit and dual-unit types suit a variety of controls



Typical Specifications

Items	Specifications
Total resistance tolerance	±20%
Maximum operating voltage	50V AC, 10V DC
Total rotational angle	300° ±5°
Rotational torque	2 to 25mN·m
Operating life	15,000 cycles
Operating temperature range	-10°C to +70°C

Product Line

Number of resistor elements	Mounting direction	Shaft type	Length of the shaft L ₁ (mm)	Center detent	Total resistance (kΩ)	Resistance taper	Minimum order unit (pcs.)		Products No.	Drawing No.
							Japan	Export		
Single-unit	Horizontal type	Flat	15	Without	10	15A	1,000	2,000	RK09L1120A2S	1
				With	20	1B			RK09L112003P	
	12.5		Without	10	15A	RK09L1120A69				
						RK09L1140A5E				
	Vertical type		15	Without	50	1B			RK09L1140A66	2
									RK09L1140A5P	
			20	With	10	1B			RK09L1140A2U	
									RK09L114001T	
			25	Without	5	100			RK09L1140A65	
									RK09L122002M	
Dual-unit	Horizontal type for tone	15	Without	50	15A	1,000	2,000	RK09L1220A1B	3	
	Horizontal type for vol.							25		10
	Vertical type for tone	15	With	50	1B			RK09L12B0A3Z		
		20	Without	10	15A			RK09L124000Z		
	Vertical type for vol.	15						10	15A	RK09L1240A12
		20	RK09L12D0A1W	4						
										RK09L12D0A1T

Note

Other varieties are also available. Refer to "Other Specifications" (P.315).

Packing Specifications

Tray

Number of packages (pcs.)		Export package measurements (mm)
1 case /Japan	1 case /export packing	
1,000	2,000	364×473×176

Refer to P.315 for other specifications.
 Refer to P.315 for attached parts.
 Refer to P.316 for ordering products not listed.
 Refer to P.349 for soldering conditions.

RK09L 9mm Size Metal Shaft Snap-in Type


Dimensions

Unit:mm

No.	Photo	Style	PC board mounting hole dimensions (Viewed from mounting side)															
1	<p>Single-shaft, single-unit Horizontal type RK09L1120</p>	<table border="1"> <tr> <td>L_1</td> <td>15</td> <td>20</td> </tr> <tr> <td>L_B</td> <td>5</td> <td>7</td> </tr> <tr> <td>l_1</td> <td>7</td> <td>12</td> </tr> </table> <p>Shaft shown in full C.C.W position</p>	L_1	15	20	L_B	5	7	l_1	7	12							
L_1	15	20																
L_B	5	7																
l_1	7	12																
2	<p>Single-shaft, single-unit Vertical type RK09L1140</p>	<table border="1"> <tr> <td>L_1</td> <td>12.5</td> <td>15</td> <td>20</td> <td>25</td> </tr> <tr> <td>L_B</td> <td>5</td> <td>5</td> <td>7</td> <td>7</td> </tr> <tr> <td>l_1</td> <td>7</td> <td>7</td> <td>12</td> <td>12</td> </tr> </table> <p>Shaft shown in full C.C.W position</p>	L_1	12.5	15	20	25	L_B	5	5	7	7	l_1	7	7	12	12	
L_1	12.5	15	20	25														
L_B	5	5	7	7														
l_1	7	7	12	12														
3	<p>Single-shaft, dual-unit Horizontal type RK09L1220 (For tone) RK09L12B0 (For vol.)</p>	<table border="1"> <tr> <td>L_1</td> <td>15</td> <td>25</td> </tr> <tr> <td>L_B</td> <td>5</td> <td>7</td> </tr> <tr> <td>l_1</td> <td>7</td> <td>12</td> </tr> </table> <p>Shaft shown in full C.C.W position</p>	L_1	15	25	L_B	5	7	l_1	7	12							
L_1	15	25																
L_B	5	7																
l_1	7	12																
4	<p>Single-shaft, dual-unit Vertical type RK09L1240 (For tone) RK09L12D0 (For vol.)</p>	<table border="1"> <tr> <td>L_1</td> <td>15</td> <td>20</td> </tr> <tr> <td>L_B</td> <td>5</td> <td>7</td> </tr> <tr> <td>l_1</td> <td>7</td> <td>12</td> </tr> </table> <p>Shaft shown in full C.C.W position</p>	L_1	15	20	L_B	5	7	l_1	7	12							
L_1	15	20																
L_B	5	7																
l_1	7	12																

Dimensions of Bushing and Fixing Lug

Unit:mm



9mm Size Metal Shaft Snap-in Type / Other Specifications

In addition to the products listed, we can accommodate the follow specifications.

Total Resistance Variety

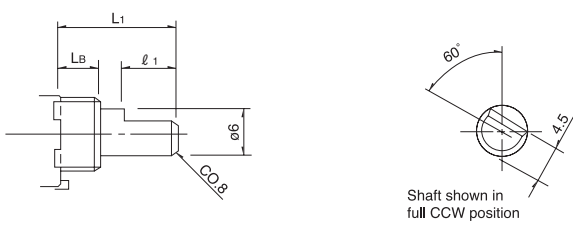
Total resistance (k Ω)	5	10	20	50	100
--------------------------------	---	----	----	----	-----

Resistance Taper

Resistance taper	15A	1B	3B	15C
------------------	-----	----	----	-----

Shaft Variety

Unit:mm



Detail dimensions

L ₁	L _B	l ₁
12.5	5	7
15	5	7
17.5	5	7
20	7	12
25	7	12

Shaft shown in full CCW position

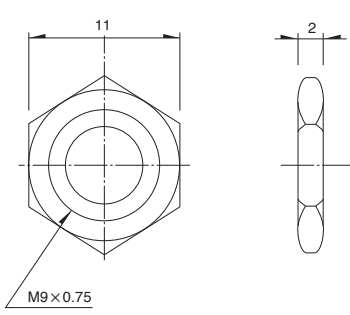
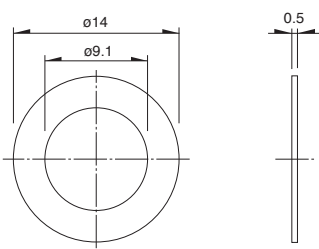
Note

Marked are specifications recommended by Alps.

9mm Size Metal Shaft Snap-in Type / Attached Parts

The following parts are included with the product.

Unit:mm

Nut	Washer
 <p>M9x0.75</p>	

9mm Size Metal Shaft Snap-in Type / Ordering Products Not Listed

When ordering product varieties that are not listed, specify referring to the examples below.

Sample Part Number

R K 0 9 L 1 1 4 0 — **F 1 5** — **C 0** — **B 1 0 3**

Model type

Code	Model type
112	Single-unit horizontal type
114	Single-unit vertical type
122	Dual-unit horizontal type for tone
124	Dual-unit vertical type for tone
12B	Dual-unit horizontal type for vol.
12D	Dual-unit vertical type for vol.

Shaft type

Code	Shaft type
F	Flat

* Only available in flat format.

Length of the shaft L₁ (mm)

Code	Length of the shaft	Code	Length of the shaft	Code	Length of the shaft
12	12.5	17	17.5	25	25
15	15	20	20	—	—

Detent

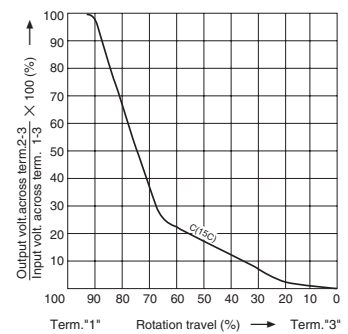
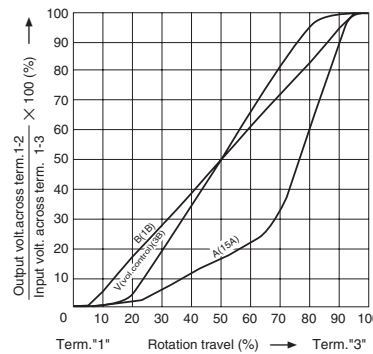
Code	Center detent
C0	Without
C1	With

Resistance taper

Code	Resistance taper	Code	Resistance taper
A	15A	V	3B
B	1B	C	15C

B: For tone & general (model type : 112, 114, 122, 124)

V: For vol. (model type : 112, 114, 12B, 12D)



Total resistance

Code	Total resistance (k Ω)	Code	Total resistance (k Ω)
502	5	503	50
103	10	104	100
203	20	—	—











Note

Marked are specifications recommended by Alps.

Rotary Potentiometers
 Slide Potentiometers
 Metal Shaft
 Insulated Shaft
 Knob Operating
 Ring Type

Metal Shaft Potentiometers

List of Varieties

Type	9mm size				11mm size	
Series	RK09L		RK0971	RK0972	RK119	
	Single-shaft			Dual-shaft	Single-shaft	
Number of resistor elements	Single/dual			Dual	Single	
Photo						
Terminal mounting	Horizontal	Vertical	Horizontal		Vertical	
Fixing method of bushing	Screw				Guide	
Operating temperature range	-10°C to +70°C		-20°C to +70°C -40°C to +85°C (Vehicle-compatible)		-40°C to +85°C	
Operating life	15,000 cycles					
Available for automotive use	—	—	○	○	○	
Life cycle (availability)						
Mechanical performance	Total resistance (kΩ)	10, 20, 50, 100				10
	Resistance taper	15A, 1B, 3B, 15C				1B
	Rated Power	0.05W				
	Residual resistance	$R \leq 10k\Omega$ 20Ω max. $10k\Omega < R < 50k\Omega$ 30Ω max. $50k\Omega \leq R$ Nominal total resistance of 0.1% or less				$R \leq 10k\Omega$ 50Ω max.
	Maximum attenuation (Volume control)	$5k\Omega \leq R < 10k\Omega$ 70dB min. $10k\Omega \leq R < 50k\Omega$ 80dB min. $50k\Omega \leq R$ 90dB min.	$5k\Omega \leq R < 10k\Omega$ 70dB min. $10k\Omega \leq R < 50k\Omega$ 80dB min. $50k\Omega \leq R < 100k\Omega$ 90dB min. $100k\Omega \leq R$ 100dB min.		—	
	Gang error applicable to Dual-unit parts for audio volume control purposes	-40dB to 0dB 3dB max.				—
	Insulation resistance	100MΩ min. 250V DC				
	Voltage proof	300V AC for 1minute				300V AC for 1 minute or 360V for 2s
	Center-taps	Without		Without / With		Without
Electrical performance	Detent	Without, Center		Without, Center, 11, 31		Without
	Stopper strength	0.5N·m		0.5N·m (With push-lock mechanism: 0.4N·m)		0.5N·m
	Push-pull strength	80N max.		100N max.		
	Vibration	10 to 55 to 10Hz/min., the amplitude is 1.5mm for all the frequencies, in the 3 direction of X, Y and Z and for 2 hours respectively				
Shaft style	Flat type			Inner-shaft: flat type Outer-shaft: slotted type	Flat type	
Terminal style	Insertion				Reflow	
Attached switch	—	—	Rotary switch Push-on push-off switch Push-on switch	—	Push-on switch	
Page	313		317		328	

Metal Shaft Potentiometers Soldering Conditions	349
Potentiometers Cautions	427
Potentiometers Measurement and Test Methods	429
Potentiometers Resistance Taper	431

Notes

- For the switch attached, the single-shaft or inner shaft of the dual-shaft type can be chosen.
- The operating temperature range for automotive applications can be raised upon request. Please contact us for details.
- Indicates applicability to some products in the series.

Reference for Manual Soldering

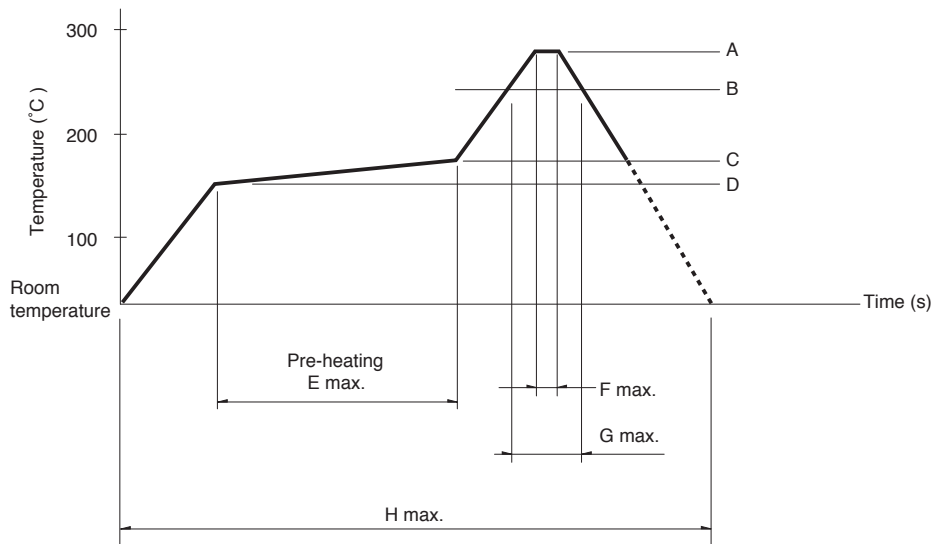
Series	Tip temperature	Soldering time	No. of solders
RK09L, RK097	350°C max.	3s max.	1 time
RK203	300°C max.	3s max.	1 time
RK119	350±10°C	3 ⁺¹ ₀ s	1 time
RK271	350°C max.	5s max.	1 time
RK501	350±10°C	5 ⁺¹ ₀ s	1 time
RK163	350°C max.	5s max.	1 time
RK168	Potentiometer terminal	300°C max.	3s max.
	Motor terminal	350°C max.	2s max.

Reference for Dip Soldering

Series	Preheating		Dip soldering		No. of solders
	Soldering surface temperature	Heating time	Soldering temperature	Soldering time	
RK09L, RK097, RK203	100°C max.	2 min. max.	260±5°C	5±1s	2 time max.
RK501	120±10°C	2 min. max.	260±5°C	5±1s	2 time

Example of Reflow Soldering Condition

Temperature profile



Series	A	B	C	D	E	F	G	H	No. of reflows
RK119	260°C	230°C	180°C	150°C	2 min.	3s	40s	4 min.	2 time max.

Notes

1. When using an infrared reflow oven, solder may sometimes not be applied. Be sure to use a hot air reflow oven or at type that uses infrared rays in combination with hot air.
2. The temperatures given above are the maximum temperatures at the terminals of the potentiometer when employing a hot air reflow method. The temperature of the PC board and the surface temperature of the potentiometer may vary greatly depending on the PC board material, its size and thickness. Ensure that the surface temperature of the potentiometer does not rise to 250°C or greater.
3. Conditions vary to some extent depending on the type of reflow bath used. Be sure to give due consideration to this prior to use.

Компания «Life Electronics» занимается поставками электронных компонентов импортного и отечественного производства от производителей и со складов крупных дистрибьюторов Европы, Америки и Азии.

С конца 2013 года компания активно расширяет линейку поставок компонентов по направлению коаксиальный кабель, кварцевые генераторы и конденсаторы (керамические, пленочные, электролитические), за счёт заключения дистрибьюторских договоров

Мы предлагаем:

- Конкурентоспособные цены и скидки постоянным клиентам.
- Специальные условия для постоянных клиентов.
- Подбор аналогов.
- Поставку компонентов в любых объемах, удовлетворяющих вашим потребностям.
- Приемлемые сроки поставки, возможна ускоренная поставка.
- Доставку товара в любую точку России и стран СНГ.
- Комплексную поставку.
- Работу по проектам и поставку образцов.
- Формирование склада под заказчика.
- Сертификаты соответствия на поставляемую продукцию (по желанию клиента).
- Тестирование поставляемой продукции.
- Поставку компонентов, требующих военную и космическую приемку.
- Входной контроль качества.
- Наличие сертификата ISO.

В составе нашей компании организован Конструкторский отдел, призванный помогать разработчикам, и инженерам.

Конструкторский отдел помогает осуществить:

- Регистрацию проекта у производителя компонентов.
- Техническую поддержку проекта.
- Защиту от снятия компонента с производства.
- Оценку стоимости проекта по компонентам.
- Изготовление тестовой платы монтаж и пусконаладочные работы.



Тел: +7 (812) 336 43 04 (многоканальный)

Email: org@lifeelectronics.ru