

# Network Infrastructure Security Solution



**PANDUIT**<sup>®</sup>

building a smarter,  
unified business foundation  
Connect. Manage. Automate.

## ***Network Infrastructure Security Solution***

Technology has rapidly become a critical asset for driving improvements in operational and financial efficiencies. With this reliance on technology comes increased risk. Within enterprise, data center, and industrial automation applications, broader access to networks, files, and web sites increases threats, posing greater security risks. Security considerations, while paramount, should not become a barrier for service improvements and IT investments.

Panduit is a world-class developer and provider of leading-edge solutions that help optimize the physical infrastructure to mitigate risk. Panduit's Unified Physical Infrastructure-based solutions provide efficient physical infrastructure management that strengthens network security. Panduit offers Network Infrastructure Security Solutions that enhance information security measures at the physical layer by deterring unauthorized network access and physical system changes. Strong relationships with technology leaders, complemented with its global staff and superior service and support, make Panduit a valued and trusted partner.



### **Keyed Copper Connectivity**

Page 3



### **Tamper Resistant Faceplates**

Page 5



### **Keyed Fiber Connectivity**

Pages 4 and 5



### **Network Security Devices**

Page 6





## Keyed Connectivity

Keyed copper and fiber cabling systems allow the design of secure, modular, end-to-end connectivity for communication and computing elements from the data center to the workstation. The keyed functionality increases network security integrity by providing positive and negative keying features that distinguish network connections mechanically. Up to eighteen color-coded keys visually distinguish connections to prevent unintentional connection to network infrastructure for increased security allowing multiple networks to be managed without the risk of interchanging access and limiting network access to unauthorized users.

### Mini-Com® Keyed Copper Jack Modules



CJK6X88TG

CJSK6X88TG

Part Number	Description	Keyed Type and Color
<b>UTP Keyed Jack Modules</b>		
CJK6X88TGBU	Category 6A, RJ45, 10 Gb/s, 8-position, 8-wire universal UTP keyed jack module.	Blue*
CJK688TGBU	Category 6, RJ45, 8-position, 8-wire universal UTP keyed jack module.	
CJK5E88TGBU	Category 5e, RJ45, 8-position, 8-wire universal UTP keyed jack module.	
<b>Shielded Keyed Jack Modules</b>		
CJSK6X88TGBU	Category 6A, RJ45, 10 Gb/s, 8-position, 8-wire universal shielded keyed jack module.	Blue**
CJSK688TGBU	Category 6, RJ45, 8-position, 8-wire universal shielded keyed jack module.	
CJSK5E88TGBU	Category 5e, RJ45, 8-position, 8-wire universal shielded keyed jack module.	

\*For standard jack module colors and keyed configurations other than Blue, replace BU suffix with BL (Black), RD (Red), YL (Yellow), GR (Green), or OR (Orange).

\*\*For standard jack module colors and keyed configurations other than Blue, replace BU suffix with BL (Black), RD (Red), YL (Yellow), GR (Green), OR (Orange), VL (Violet), or GY (Gray). Each color represents a different keyed configuration.

### Keyed Copper Patch Cords



Keyed UTP Copper Patch Cords

Keyed Shielded Copper Patch Cords

Part Number	Description	Length <sup>^</sup>	Keyed Type and Color <sup>*</sup>
<b>UTP Keyed Patch Cords</b>			
UTPK6A3BU	Category 6A, 10 Gb/s UTP stranded CM patch cord with TX6™ PLUS Keyed Modular Plug on one end and TX6™ PLUS Non-Keyed Modular Plug on the other end.	3 feet	Blue*
UTPK6A1MBU		1 meter	Blue*
UTPKSP3BU	Category 6, UTP solid CM patch cord with TX6™ PLUS Keyed Modular Plug on one end and TX6™ PLUS Non-Keyed Modular Plug on the other end.	3 feet	Blue*
UTPKSP1MBU		1 meter	Blue*
UTPKCH3BU	Category 5e, UTP stranded CM patch cord with Pan-Plug® Keyed Modular Plug on one end and Pan-Plug® Non-Keyed Modular Plug on the other end.	3 feet	Blue*
UTPKCH1MBU		1 meter	Blue*
<b>Shielded Keyed Patch Cords</b>			
STPK6X3BU	Category 6A/6, shielded stranded CM patch cord with TX6™ PLUS Keyed Shielded Modular Plug on one end and TX6™ PLUS Non-Keyed Shielded Modular Plug on the other end.	3 feet	Blue**
STPK6X1MBU		1 meter	Blue**
STPKCH3BU	Category 5e, UTP stranded CM patch cord with Pan-Plug® Keyed Modular Plug on one end and Pan-Plug® Non-Keyed Modular Plug on the other end.	3 feet	Blue**
STPKCH1MBU		1 meter	Blue**

<sup>^</sup>For standard foot lengths (3, 5, 7, 10, 14) or standard meter lengths (1, 2, 3, 5, 7, 10) change the length designation in the part number to the desired length. For example, the part number for a Category 6A, UTP, keyed, blue, 14-foot patch cord is UTPK6A14BU.


\*For standard cable colors and keyed configurations other than Blue, replace BU suffix with BL (Black), RD (Red), YL (Yellow), GR (Green), or OR (Orange).

\*\*For standard cable colors and keyed configurations other than Blue, replace BU suffix with BL (Black), RD (Red), YL (Yellow), GR (Green), OR (Orange), VL (Violet), or GY (Gray). Each color represents a different keyed configuration.

## Mini-Com® Keyed Fiber Optic Connectors and Adapter Modules



**CMDABLLCZIW**



**FLCSMCXBRD**

Part Number	Description	Color <sup>^^</sup>
<b>CMDABLLCZIW+</b>	Keyed A (Black), LC Sr./Sr. SFF duplex fiber adapter module.	Keyed A - Black
<b>FLCSMCXBRD</b>	LC (keyed B - red), pre-polished cam, multimode simplex fiber optic connector; 900µm tight buffered fiber installation.	Keyed B - Red

+For standard adapter module colors other than Off White, replace IW suffix with BL (Black), AW (Arctic White), BU (Blue), or EI (Electric Ivory).

^^For standard colors and keyed configuration other than Black, replace ABL suffix with BRD (Red), CGR (Green), DYL (Yellow), EOR (Orange), FDB (Dark Blue), GVL (Violet), HAQ (Aqua), JRO (Rose), KIG (Slate), LLB (Brown), PWT (White), QCG (Charcoal), RLV (Lavender), SPE (Peach), TSB (Steel Blue), VMA (Maroon) or WMI (Mint).  
Each color represents a different keyed configuration.

## Keyed LC Opti-Core® 10Gig™ Fiber Optic Patch Cords and Pigtails



**FXE10A-10AM1**



**FXB10A-NM1**



**FXE3-10FM1**


Part Number	Description	Length (m) <sup>++</sup>	Keyed Type and Color <sup>^^</sup>
<b>FXE10A-10AM1</b>	Keyed (A-Black) LC to Keyed (A-Black) LC mm duplex patch cord, 1.6mm jacketed cable.	1	Keyed A – Black
<b>FXB10C-NM1</b>	Keyed (C-Green) LC to pigtail, mm simplex patch cord, 900µm buffered fiber.	1	Keyed C – Green
<b>FXE3-10FM1</b>	SC to LC keyed ( F- Dark Blue), mm duplex patch cord, 1.6mm jacketed cable.	1	Keyed F – Dark Blue

^^For standard colors and keyed configuration other than Black, replace A suffix with B (Red), C (Green), D (Yellow), E (Orange), F (Dark Blue), G (Violet), H (Aqua), J (Rose), K (Slate), L (Brown), P (White), Q (Charcoal), R (Lavender), P (Peach), T (Steel Blue), V (Maroon) or W (Mint). Each color represents a different keyed configuration.


++For standard lengths 1 to 10 meters (increments of one meter) 15, 20 or 30 meters, change the length designation in the part number to the desired length. For example, the part number for a Keyed, 5 meter, red, LC to LC mm duplex patch cord is FXE10B-10BM5.

Note: Standard jacket colors are Aqua for 10Gig™ OM3, Orange for OM2/OM1 and Yellow for OS2/OS1.

## Keyed LC OptiCom® Fiber Adapter Panels



FAP8WEORDLCZ



FAP12WDYLDLCZ



FAP6WBRDDLDCZ

Part Number	Description	Keyed Type and Color+++
FAP12WDYLDLCZ	LC Fiber Adapter Panel with 12 LC Keypad (D - Yellow) duplex adapters.	Keyed D – Yellow
FAP8WEORDLCZ	LC Fiber Adapter Panel with 8 LC Keypad (E - Orange) duplex adapters.	Keyed E – Orange
FAP6WBRDDLDCZ	LC Fiber Adapter Panel with 6 LC Keypad (B - Red) duplex adapters.	Keyed B – Red

+++For standard colors and keyed configuration other than Black, replace ABL suffix with BRD (Red), CGR (Green), DYL (Yellow), EOR (Orange), FDB (Dark Blue), GVL (Violet), HAQ (Aqua), JRO (Rose), KIG (Slate), LLB (Brown), PWT (White), QCG (Charcoal), RLV (Lavender), SPE (Peach), TSB (Steel Blue), VMA (Maroon) or WMI (Mint).

Each color represents a different keyed configuration.

## Keyed LC 10Gig™ QuickNet™ Multimode MTP\* Fiber Optic Cassettes



FCX-24-10DYL

Part Number	Description	Color+++
FCX-24-10DYL	Twelve Keypad (D - Yellow) LC duplex adapters to one male MTP* 24 fiber pre-terminated MTP* cassette.	Keyed D – Yellow

+++For standard colors and keyed configuration other than Black, replace ABL suffix with BRD (Red), CGR (Green), DYL (Yellow), EOR (Orange), FDB (Dark Blue), GVL (Violet), HAQ (Aqua), JRO (Rose), KIG (Slate), LLB (Brown), PWT (White), QCG (Charcoal), RLV (Lavender), SPE (Peach), TSB (Steel Blue), VMA (Maroon) or WMI (Mint).

Each color represents a different keyed configuration.

\*MTP is a registered trademark of US Conec Ltd.

Keyed MTP\* cassettes are also available in optimized versions (add an "O" after the X, ex: FCXO-24-10DYL) and 12 fiber versions (change the 24 to 12, ex: FCX-12-10DYL)

## Tamper Resistant Faceplates



CFPTR4IW



UICFPTR4IW

Part Number	Description
CFPTR4IW	Single gang, vertical tamper resistant faceplate accepts four Mini-Com® Modules.
UICFPTR4IW	Tamper resistant faceplate kit includes faceplate frame, two recessed modular inserts, faceplate cover with additional outlet station identifier and tamper resistant screw. Accepts up to four Mini-Com® Modules.

For colors other than IW (Off White), replace suffix IW with EI (Electric Ivory), WH (White), IG (International Gray), BL (Black), CIG (International Gray base with Clear cover) or CL (Clear base and cover). Part number UICFPTR4IW only available in IW (Off White), EI (Electric Ivory) or WH (White).

## Network Security Devices

Network security devices block unauthorized access to existing network infrastructure in the data center, at the workstation, in the industrial automation panel, and more. These devices save time and money associated with network downtime, data security breaches, infrastructure repair, and hardware replacement due to theft. The innovative design of the blockout device snaps into modules and is released with the removal tool, ensuring the safety and security of the network infrastructure. The versatile design of the lock-in device is compatible with most existing patch cords, faceplates, patch panels, IP cameras, and other IP devices. It is also compatible with VoIP phones to help prevent unauthorized tampering with connectivity to ensure E911 continuity.

## Block-Out and Lock-In Devices



PSL-DCJB



PSL-LCAB



PSL-SCBD



PSL-USBA\*\*



PSL-PERM-USBA



PSL-USBB



PSL-PERM-USBB



PSL-DCPLX, PSL-DCPLRX,  
and PSL-DCPLS



FLCCLIW-X



QPPLD6-X

Part Number	Description	Color
<b>Blockout Devices</b>		
PSL-DCJB‡‡	Ten RJ45 jack module blockout devices and one removal tool.	Red
PSL-LCAB*	Ten LC duplex adapter blockout devices and one removal tool.	Red
PSL-SCBD±	Ten SC adapter blockout devices and one removal tool.	Red
PSL-USBA**	Five USB Type 'A' blockout devices and one removal tool.	Red
PSL-PERM-USBA	Ten permanent USB Type 'A' blockout devices. No removal tool available.	Red
PSL-USBB	Ten USB Type 'B' blockout devices and one removal tool.	Red
PSL-PERM-USBB	Ten permanent USB Type 'B' blockout devices. No removal tool available.	Red
<b>Lock-In Devices</b>		
PSL-DCPLX‡‡	Ten RJ45 plug lock-in devices, one installation/removal tool.	Red
PSL-DCPLRX‡‡	Ten recessed RJ45 plug lock-in devices, one installation/removal tool.	Red
PSL-DCPLS‡‡	Ten super recessed RJ45 plug lock-in devices, one installation/removal tool.	Red
PSL-DCPLX2-GR-C***	100 RJ45 plug lock-in devices with alternative second key, five installation/removal tools for the alternative second key	Green
PSL-DCPLRX2-GR-C***	100 recessed RJ45 plug lock-in devices with alternative second key, five installation/removal tools for the alternative second key	Green
PSL-DCPLS2-GR-C***	100 super recessed RJ45 plug lock-in devices with alternative second key, five installation/removal tools for the alternative second key	Green
FLCCLIW-X	LC duplex lock-in clip and removal tool.	White
QPPLD6-X	QuickNet™ 6-pack Plug Pack lock-in device.	Red
QPPLD8-X	QuickNet™ 8-pack Plug Pack lock-in device.	Red

‡‡For colors other than Red, add -BL (Black), -BU (Blue), -GR (Green), -YL (Yellow), -OR (Orange), -VL (Violet), -IW (International White), or -IG (International Gray) to the end of the part number.

\*For colors other than Red, add -AQ (Aqua), -BL (Black), -BU (Blue), -EI (Electric Ivory), or OR (Orange) to the end of the part number.

±For colors other than Red, add -AQ (Aqua), -BL (Black), -BU (Blue), -EI (Electric Ivory), or -GR (Green) to the end of the part number.

Replace -X in part number with -C or add -C to end of part number for bulk packages of 100 devices (does not apply to removable or permanent USB blockout devices).

\*\*Add -L to end of part number for bulk packages of 50 devices with 5 removal tools.

\*\*\*The Alternative Second Key series is available in the same colors as the standard DCPL series. Contact Customer Service for ordering information.

## Patch Cord Color Bands



Part Number	Description	Color
PCBANDWH-Q	Snaps onto individual copper patch cable for additional color-coding.	White

For standard colors other than White, replace WH suffix with BL (Black), BU (Blue), RD (Red), YL (Yellow), GR (Green), OR (Orange), VL (Violet), WH (White), EI (Electric Ivory), or IG (International Gray). 25/package.



## ***Complementary Network Infrastructure Security Products***



### ***Surface Mount Raceway Systems***

Surface mount raceway systems are available in a variety of materials in single and multi-channel designs which enable routing of power, low voltage, copper, or fiber optic cabling. All of Panduit surface raceways provide a full complement of fittings that are designed to maintain proper bend radius control, channel capacity, and separation in applications requiring both data cabling and power wiring. Panduit surface raceway products are tamper resistant, offering increased safety benefits, discourages unauthorized access, protects sensitive cabling from accidental damage, and physical contact with electrical wiring.



### ***Work Area Outlets***

Mini-Com® Modular Patch Panels, Faceplates, and Surface Mount Boxes accept all Mini-Com® Keyed Modules for copper/fiber installations, providing a broad range of options that are easily installed and offer absolute modularity.



### ***Switch and Server Cabinets***

Panduit provides switch and server cabinets for data centers, telecommunications equipment rooms, and enterprise cabling applications. This comprehensive product offering addresses power, cooling, space, and cable management challenges, enabling reduced energy consumption, enhanced network reliability, and optimized space utilization. Cable management features protect and organize cabling to enhance network reliability and reduce operational costs. Modular design and compatibility with all Panduit networking products provides a comprehensive and aesthetically pleasing infrastructure solution with the flexibility to facilitate system upgrades now and in the future. Integrated locks discourage unauthorized personnel from access to the mission critical network connections.



### ***Zone Cabling***

Panduit provides a complete line of lockable zone cabling products for open office architecture applications, telecommunication enclosures, data centers, wireless deployments, and network integration of Building Automation Systems. Utilizing a distributed network and a Zone Cabling Topology for your physical infrastructure can solve telecommunication room congestion.

## Real-World Solutions

*With a proven reputation for excellence and innovation, Panduit and our partners work with you to overcome challenges and implement real-world solutions that create a competitive business advantage. Panduit offers the broadest range of solutions, from data centers and intelligent buildings to manufacturing operations, to help you build a **smarter, unified business foundation**.*



### Technology Leadership

Panduit develops innovative physical infrastructure solutions that meet the rapidly changing needs of our clients, from hardware and software to advisory services. This commitment is supported by investment in advanced research, solutions-focused product development, world-class manufacturing, and collaboration with customers at the forefront of technology.



### Partner Ecosystem

Our best-in-class partner ecosystem offers a comprehensive portfolio of services that span the project lifecycle, from planning and design to delivery, deployment, maintenance, and operation. Panduit business partners – distributors, and certified architects, consultants, engineers, designers, system integrators, and contractors – are qualified to help you achieve your objectives and realize predictable and measurable results.



### Strategic Alliances

Panduit cultivates long-term strategic alliances with industry leaders, including Cisco Systems, EMC, IBM, and Rockwell Automation, to develop, optimize, and validate solutions for our customers. This investment in people and resources helps solve our customers' greatest business challenges.



### Global Business Commitment

Panduit is committed to delivering a consistently high level of quality and service the world over. With a presence in more than 100 countries, local Panduit sales representatives and technical specialists offer guidance and support that bring value to your business. Our global supply chain, which includes manufacturing, customer service, logistics, and distribution partners, provides prompt response to your inquiries and streamlines delivery to any worldwide destination.



### Sustainability

With a commitment to environmental sustainability, Panduit develops and implements solutions that protect, replenish, and restore the world in which we live. This commitment is demonstrated by Panduit's LEED Gold certified World Headquarters, leveraging the Unified Physical Infrastructure<sup>SM</sup> approach to enable convergence of critical building systems to drive energy efficiency and ongoing operational improvement.

**Panduit Corp.**  
World Headquarters  
Tinley Park, IL 60487

[cs@panduit.com](mailto:cs@panduit.com)  
US and Canada: 800.777.3300  
Europe, Middle East, and Africa:  
44.20.8601.7200  
Latin America: 52.33.3777.6000  
Asia Pacific: 65.6305.7575

[www.panduit.com](http://www.panduit.com)

**PANDUIT**<sup>®</sup>



Компания «Life Electronics» занимается поставками электронных компонентов импортного и отечественного производства от производителей и со складов крупных дистрибьюторов Европы, Америки и Азии.

С конца 2013 года компания активно расширяет линейку поставок компонентов по направлению коаксиальный кабель, кварцевые генераторы и конденсаторы (керамические, пленочные, электролитические), за счёт заключения дистрибьюторских договоров

Мы предлагаем:

- Конкурентоспособные цены и скидки постоянным клиентам.
- Специальные условия для постоянных клиентов.
- Подбор аналогов.
- Поставку компонентов в любых объемах, удовлетворяющих вашим потребностям.
- Приемлемые сроки поставки, возможна ускоренная поставка.
- Доставку товара в любую точку России и стран СНГ.
- Комплексную поставку.
- Работу по проектам и поставку образцов.
- Формирование склада под заказчика.
- Сертификаты соответствия на поставляемую продукцию (по желанию клиента).
- Тестирование поставляемой продукции.
- Поставку компонентов, требующих военную и космическую приемку.
- Входной контроль качества.
- Наличие сертификата ISO.

В составе нашей компании организован Конструкторский отдел, призванный помогать разработчикам, и инженерам.

Конструкторский отдел помогает осуществить:

- Регистрацию проекта у производителя компонентов.
- Техническую поддержку проекта.
- Защиту от снятия компонента с производства.
- Оценку стоимости проекта по компонентам.
- Изготовление тестовой платы монтаж и пусконаладочные работы.



Тел: +7 (812) 336 43 04 (многоканальный)

Email: [org@lifeelectronics.ru](mailto:org@lifeelectronics.ru)