

Surge protection connector - PT 4-24DC-ST - 2839240

Please be informed that the data shown in this PDF Document is generated from our Online Catalog. Please find the complete data in the user's documentation. Our General Terms of Use for Downloads are valid (<http://download.phoenixcontact.com>)



Protective plug PT with protective circuit for a 4-core floating signal circuit. Nominal voltage: 24 V DC


The illustration shows the version PT 4-5 DC-ST

Why buy this product

- Plugs can be checked with CHECKMASTER
- Maximum ease of maintenance thanks to the two-piece design
- Base element remains an integral part of the installation
- Consistent plug-in signal circuit protection
- Impedance-neutral disconnection of plug for test and maintenance purposes



Key commercial data

Packing unit	1
Minimum order quantity	1
Catalog page	Page 96 (TT-2011)
GTIN	 4 017918 182786
Custom tariff number	85363010
Country of origin	GERMANY

Technical data

General

Housing material	PA 6.6
Inflammability class according to UL 94	V0
Color	black
Standards for air and creepage distances	VDE 0110-1
Standards for air and creepage distances	IEC 60664-1
Total surge current (8/20) μ s	20 kA
Ambient temperature (operation)	-40 °C ... 85 °C
Mounting type	On base element
Design	DIN rail module, two-section, divisible

Surge protection connector - PT 4-24DC-ST - 2839240

Technical data

General

Degree of protection	IP20
Direction of action	Line-Line & Line-Signal Ground/Shield & optional Signal Ground/ Shield-Earth Ground
Arrester can be tested with CHECKMASTER from software version:	From SW rev. 1.00
Width	17.7 mm
Height	45 mm
Depth	52 mm
Pitch unit	1 Div.

Protective circuit

IEC category	C1
IEC category	C2
IEC category	C3
IEC category	D1
VDE requirement class	C1
VDE requirement class	C2
VDE requirement class	C3
VDE requirement class	D1
Nominal voltage UN	24 V DC
Maximum continuous operating voltage UC	27 V DC
Maximum continuous operating voltage UC	19 V AC
Maximum continuous voltage UC (wire-wire)	27 V DC
Maximum continuous voltage UC (wire-wire)	19 V AC
Nominal current IN	2 A (80 °C)
Operating effective current IC at UC	≤ 5 μA
Ground conductor current IPE	≤ 4 μA (PT 4-BE)
Ground conductor current IPE	≤ 1 μA (PT 4+F-BE)
Nominal discharge surge current In (8/20) μs (Core-Core)	365 A
Nominal discharge surge current In (8/20) μs (Core-Earth)	10 kA
Total surge current (8/20) μs	20 kA
Max. discharge surge current I _{max} (8/20) μs maximum (Core-Core)	365 A
Max. discharge surge current I _{max} (8/20) μs maximum (Core-Earth)	10 kA
Nominal pulse current I _{an} (10/1000) μs (Core-Core)	67 A
Lightning test current (10/350) μs, peak value I _{imp}	2.5 kA (per path)
Output voltage limitation at 1 kV/μs (Core-Core) spike	≤ 40 V
Output voltage limitation at 1 kV/μs (Core-Earth) spike	≤ 450 V (PT 4-BE)
Output voltage limitation at 1 kV/μs (Core-Earth) spike	≤ 1 kV (PT 4+F-BE)
Output voltage limitation at 1 kV/μs (Core-Core) static	≤ 40 V
Residual voltage at I _n , (conductor-conductor)	≤ 60 V
Residual voltage with I _{an} (10/1000)μs (conductor-conductor)	≤ 45 V
Protection level UP (Core-Core)	≤ 50 V (C1 (500 V/250 A))

Surge protection connector - PT 4-24DC-ST - 2839240

Technical data

Protective circuit

Protection level UP (Core-Earth)	≤ 450 V (C2 (10 kV/5 kA) / PT 4-BE)
Protection level UP (Core-Earth)	≤ 1 kV (C2 (10 kV/5 kA) / PT 4+F-BE)
Response time tA (Core-Core)	≤ 1 ns
Response time tA (Core-Earth)	≤ 1 ns
Response time tA (Core-Earth)	≤ 100 ns
Input attenuation aE, sym.	0.1 dB (≤ 1 MHz)
Cut-off frequency fg (3 dB), sym. in 50 Ohm system	Typ. 6 MHz
Resistance in series	0 Ω (1-2/5-6/7-8/11-12)
Message: Surge protection fault	None
Surge carrying capacity in acc. with IEC 61643-21 (Core-Core)	C1 (500 V / 250 A)
Surge carrying capacity in acc. with IEC 61643-21 (Core-Core)	C3 (25 A)
Surge carrying capacity in acc. with IEC 61643-21 (Core-Earth)	C2 (10 kV/5 kA)
Surge carrying capacity in acc. with IEC 61643-21 (Core-Earth)	D1 (2.5 kA)

Connection data

Connection method	Screw connection (in connection with the base element)
Connection type IN	PLUGTRAB plug-in system
Connection type OUT	PLUGTRAB plug-in system

Connection, protective circuit

Standards/regulations	IEC 61643-21
Standards/regulations	DIN EN 61643-21
Standards/regulations	UL 497B

Classifications

eClass

eCl@ss 4.0	27140201
eCl@ss 4.1	27130801
eCl@ss 5.0	27130801
eCl@ss 5.1	27130801
eCl@ss 6.0	27130807
eCl@ss 7.0	27130807

etim

ETIM 2.0	EC000943
ETIM 3.0	EC000943
ETIM 4.0	EC000943

unspsc

UNSPSC 6.01	30212010
UNSPSC 7.0901	39121610
UNSPSC 11	39121610
UNSPSC 12.01	39121610

Surge protection connector - PT 4-24DC-ST - 2839240

Classifications

unspsc

UNSPSC 13.2	39121620
-------------	----------

Approvals

Approvals

Approvals

UL Listed / GOST / GL

Ex Approvals

UL Listed / cUL Listed / cULus Recognized

Approvals submitted

Approval details

UL Listed	
Nominal current I _N	2 A
Nominal voltage U _N	24 V

GOST

GL

Accessories

Accessories

Marking

Marker pen - X-PEN 0,35 - 0811228



Marker pen without ink cartridge, for manual labeling of markers, labeling extremely wipe-proof, line thickness 0.35 mm

Surge protection connector - PT 4-24DC-ST - 2839240

Accessories

Zack Marker strip, flat - ZBF 5:UNBEDRUCKT - 0808642



Zack Marker strip, flat, Strip, white, Unlabeled, Can be labeled with: Plotter, Mounting type: Snap into flat marker groove, For terminal block width: 5 mm, Lettering field: 5.1 x 5.2 mm

Zack Marker strip, flat - ZBF 5/WH-100:UNBEDRUCKT - 0808668



Zack Marker strip, flat, Strip, white, Unlabeled, Can be labeled with: Plotter, Mounting type: Snap into flat marker groove, For terminal block width: 5 mm, Lettering field: 5.15 x 5.15 mm

Zack Marker strip, flat - ZBF 5,LGS:FORTL.ZAHLEN - 0808671



Zack Marker strip, flat, Strip, white, Labeled, Printed horizontally: Consecutive numbers 1 - 10, 11 - 20, etc. up to 491 - 500, Mounting type: Snap into flat marker groove, For terminal block width: 5 mm, Lettering field: 5.15 x 5.15 mm

Zack Marker strip, flat - ZBF 5,LGS:GERADE ZAHLEN - 0810821



Zack Marker strip, flat, Strip, white, Labeled, Printed horizontally: Consecutive numbers 2 - 20, 22 - 40, etc. up to 82 - 100, Mounting type: Snap into flat marker groove, For terminal block width: 5 mm, Lettering field: 5.15 x 5.15 mm

Zack Marker strip, flat - ZBF 5,LGS:UNGERADE ZAHLEN - 0810863



Zack Marker strip, flat, Strip, white, Labeled, Printed horizontally: Odd numbers 1 - 19, 21 - 39, etc. up to 81 - 99, Mounting type: Snap into flat marker groove, For terminal block width: 5 mm, Lettering field: 5.15 x 5.15 mm

Zack Marker strip, flat - ZBF 5,QR:FORTL.ZAHLEN - 0808697



Zack Marker strip, flat, Strip, white, Labeled, Printed vertically: Consecutive numbers 1 - 10, 11 - 20, etc. up to 91 - 100, Mounting type: Snap into flat marker groove, For terminal block width: 5 mm, Lettering field: 5.15 x 5.15 mm

Surge protection connector - PT 4-24DC-ST - 2839240

Accessories

Zack marker strip - ZBN 18:UNBEDRUCKT - 2809128



Zack marker strip, Strip, white, Unlabeled, Can be labeled with: Plotter, Mounting type: Snap into tall marker groove, For terminal block width: 18 mm, Lettering field: 18 x 5 mm

Necessary add-on products

Surge protection base element - PT 4-BE - 2839402



Base element for protective plug PT with protective circuit for a 4-wire floating signal circuit, bridge between the connections 3-4 (GND) and 9-10, for mounting on NS 35/7.5 and NS 35/15, housing width: 17.5 mm

Additional products

Shield connection - SSA 3-6 - 2839295



shield fast connections for conductor diameter 3 - 6 mm. Potential connection cable: 200 mm, black

Shield connection - SSA 5-10 - 2839512

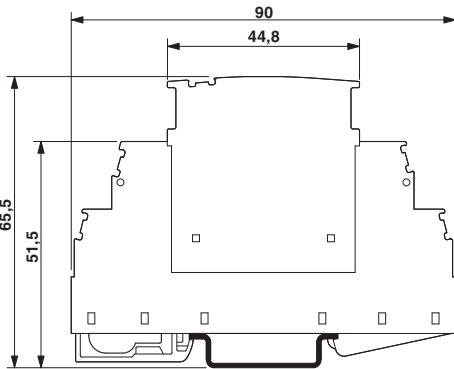


Shield fast connection for conductor diameters 5 - 10 mm. Potential connection cable: 200 mm, black

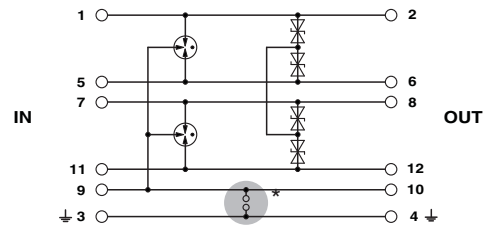
Drawings

Surge protection connector - PT 4-24DC-ST - 2839240

Dimensioned drawing



Circuit diagram



The figure shows the complete module consisting of a base element and connector

Компания «Life Electronics» занимается поставками электронных компонентов импортного и отечественного производства от производителей и со складов крупных дистрибьюторов Европы, Америки и Азии.

С конца 2013 года компания активно расширяет линейку поставок компонентов по направлению коаксиальный кабель, кварцевые генераторы и конденсаторы (керамические, пленочные, электролитические), за счёт заключения дистрибьюторских договоров

Мы предлагаем:

- Конкурентоспособные цены и скидки постоянным клиентам.
- Специальные условия для постоянных клиентов.
- Подбор аналогов.
- Поставку компонентов в любых объемах, удовлетворяющих вашим потребностям.
- Приемлемые сроки поставки, возможна ускоренная поставка.
- Доставку товара в любую точку России и стран СНГ.
- Комплексную поставку.
- Работу по проектам и поставку образцов.
- Формирование склада под заказчика.
- Сертификаты соответствия на поставляемую продукцию (по желанию клиента).
- Тестирование поставляемой продукции.
- Поставку компонентов, требующих военную и космическую приемку.
- Входной контроль качества.
- Наличие сертификата ISO.

В составе нашей компании организован Конструкторский отдел, призванный помогать разработчикам, и инженерам.

Конструкторский отдел помогает осуществить:

- Регистрацию проекта у производителя компонентов.
- Техническую поддержку проекта.
- Защиту от снятия компонента с производства.
- Оценку стоимости проекта по компонентам.
- Изготовление тестовой платы монтаж и пусконаладочные работы.



Тел: +7 (812) 336 43 04 (многоканальный)

Email: org@lifeelectronics.ru