THIS DRAWING IS UNPUBLISHED. RELEASED FOR PUBLICATION 20
© COPYRIGHT 20 BY - ALL RIGHTS RESERVED.

LOC	DIST
GP	00

REVISIONS

P	LTR	DESCRIPTION	DATE	DWN	APVD
	A	RELEASED	26FEB2016	JW	SH

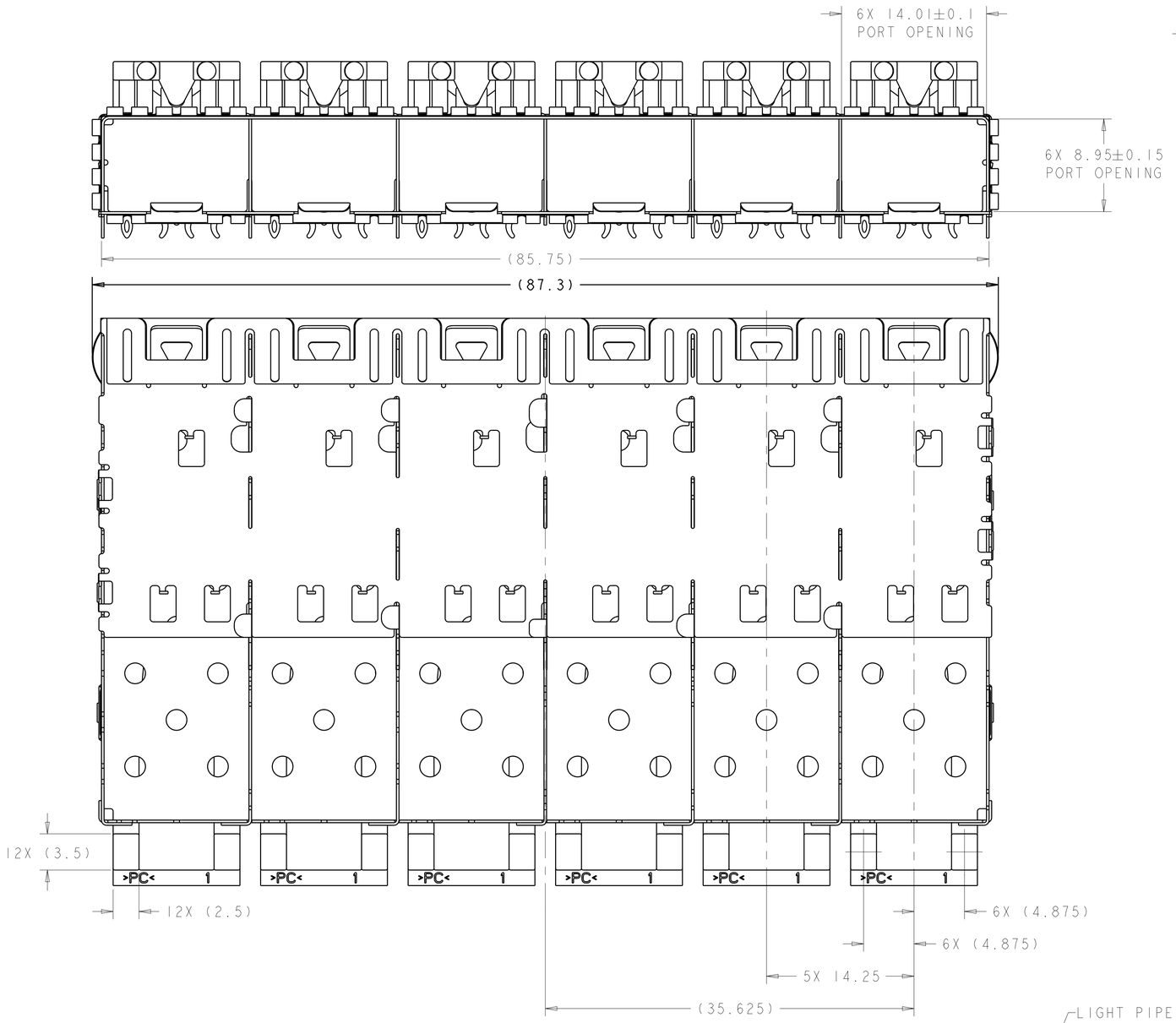

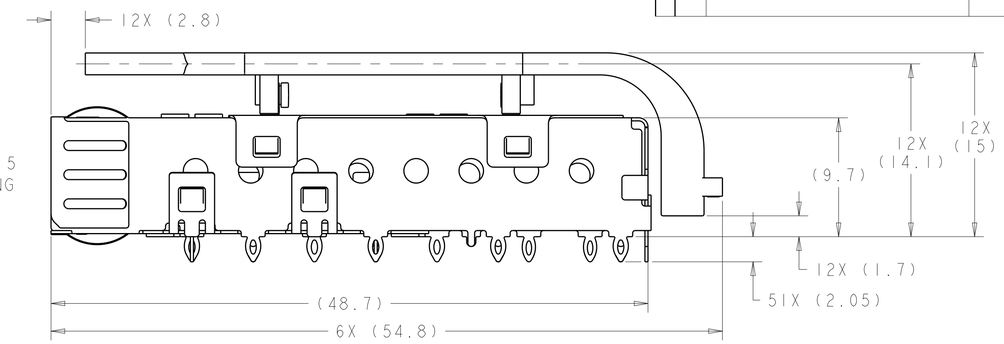

1. MATERIAL:
   CAGE ASSEMBLY: 0.25mm THICK NICLEL SILVER ALLOY.
   LIGHT PIPE CLIP: STAINLESS STEEL
   LIGHT PIPE: POLYCARBONATE, CLEAR

2. FINISH:
   SPRINGS: MINIMUM OF 0.8um TIN PLATE OVER A MINIMUM OF 0.8um NICKEL UNDERPLATE.
   NON-PLATED EDGES PERMISSIBLE.

3. MATES WITH SFP MSA COMPLIANT TRANSCEIVERS.

4. PADS AND VIAS CHASSIS GROUND.

5. INTERPRETATION OF DATUM REFERENCE FRAME IN ACCORDANCE WITH SECT 4.4.1.1 OF ASME Y14.5M-1994.

6. MINIMUM PC BOARD THICKNESS:
   SINGLE SIDED = 1.50
   DOUBLE SIDED = 2.25

7. HOLE PATTERN REPEATS FOR EACH PORT. SPACING BETWEEN PORTS IS 14.25mm.

8. DATUM AND BASIC DIMENSION ESTABLISHED BY CUSTOMER.

9. REFERENCE APPLICATION SPEC. 114-13120, HOLE A, FOR RECOMMENDED DRILL HOLE DIAMETER AND PLATING THICKNESS.

10. REFERENCE APPLICATION SPEC. 114-13120, HOLE B, FOR RECOMMENDED DRILL HOLE DIAMETER AND PLATING THICKNESS.

11. LIGHT PIPE ASSEMBLY SHIPPED UNASSEMBLED TO CAGE ASSEMBLY. CAGE ASSEMBLY TO BE PRESSED INTO THE PCB PRIOR TO ATTACHING THE LIGHT PIPE ASSEMBLY TO THE CAGE.

12. CERTAIN MATING TRANSCEIVERS MAY REQUIRE ADDITIONAL PCB THICKNESS THAT WOULD NEED TO BE DETERMINED BY THE CUSTOMER.

13. PRODUCT COMPLIES WITH SPECIFICATION SFF-8433 IMPROVED PLUGGABLE FORM FACTOR FOR SFP+ GANGED CAGES.

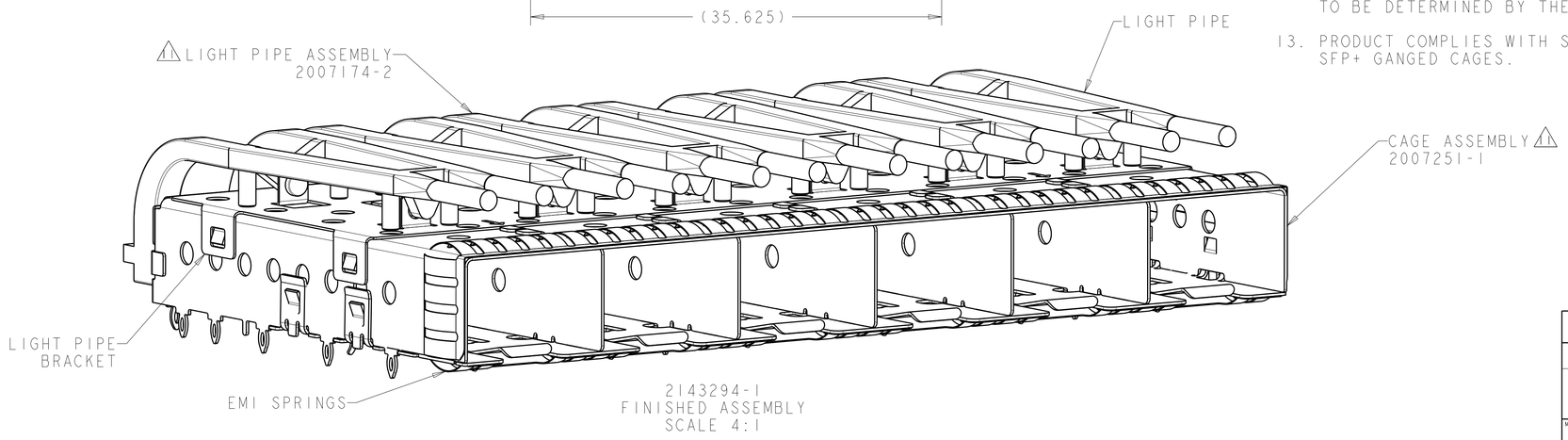

2143294-1
PART NUMBER

THIS DRAWING IS A CONTROLLED DOCUMENT.	DWN C.ROHLER 24FEB2010	TE Connectivity	
DIMENSIONS: mm	CHK M.SCHMITT 24FEB2010	NAME SFP+ 1X6 CAGE ASSEMBLY PRESS FIT, EXTERNAL EMI SPRINGS WITH REDUCED LENGTH LIGHT PIPES	
TOLERANCES UNLESS OTHERWISE SPECIFIED: 0 PLC ±0.1, 1 PLC ±0.1, 2 PLC ±0.1, 3 PLC ±0.1, 4 PLC ±0.1, ANGLES ±1°0'	APVD B.WERTZ 24FEB2010		
	PRODUCT SPEC 108-2364		
	APPLICATION SPEC 114-13120	SIZE A1 / CAGE CODE 00779 / DRAWING NO C-2143294	RESTRICTED TO -
MATERIAL - 1	WEIGHT - / FINISH 2		
	CUSTOMER DRAWING	SCALE 4:1 / SHEET 1 OF 4	REV A

4805 (3/11)

THIS DRAWING IS UNPUBLISHED. RELEASED FOR PUBLICATION 20
© COPYRIGHT 20 BY - ALL RIGHTS RESERVED.

LOC	DIST
GP	00

REVISIONS

P	LTR	DESCRIPTION	DATE	DWN	APVD
	-	SEE SHEET 1	-	-	-

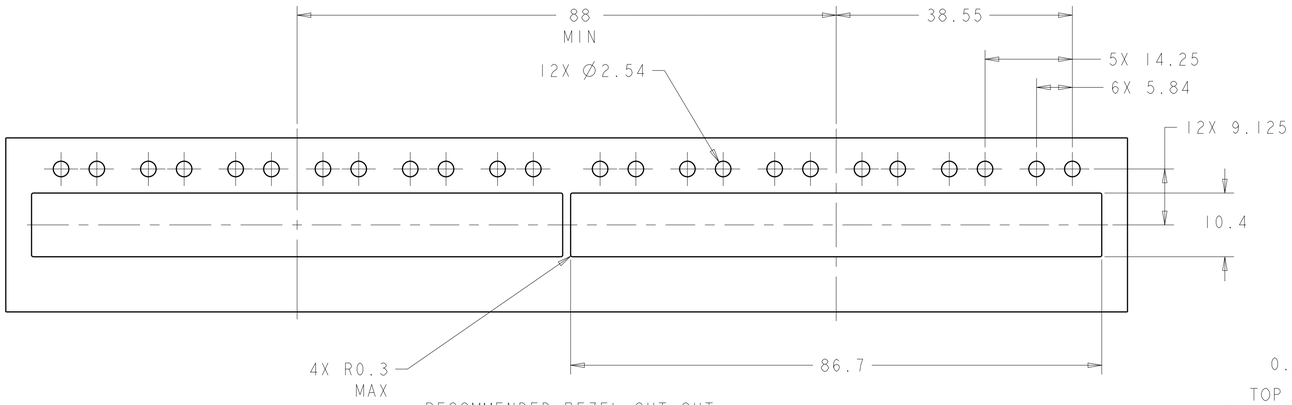

RECOMMENDED BEZEL CUT-OUT
SINGLE SIDED APPLICATIONS
SCALE 2:1

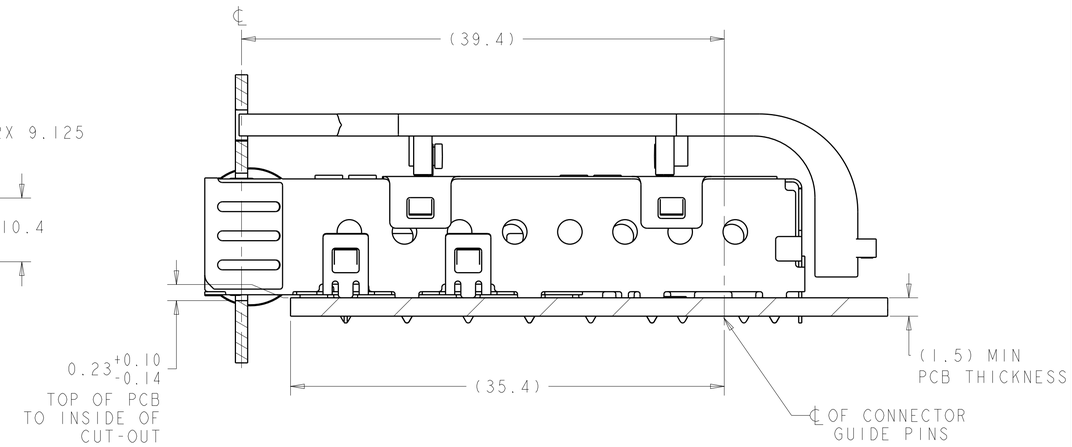

2143294-1
MOUNTED ON PC BOARD
SHOWN THRU RECOMMENDED BEZEL

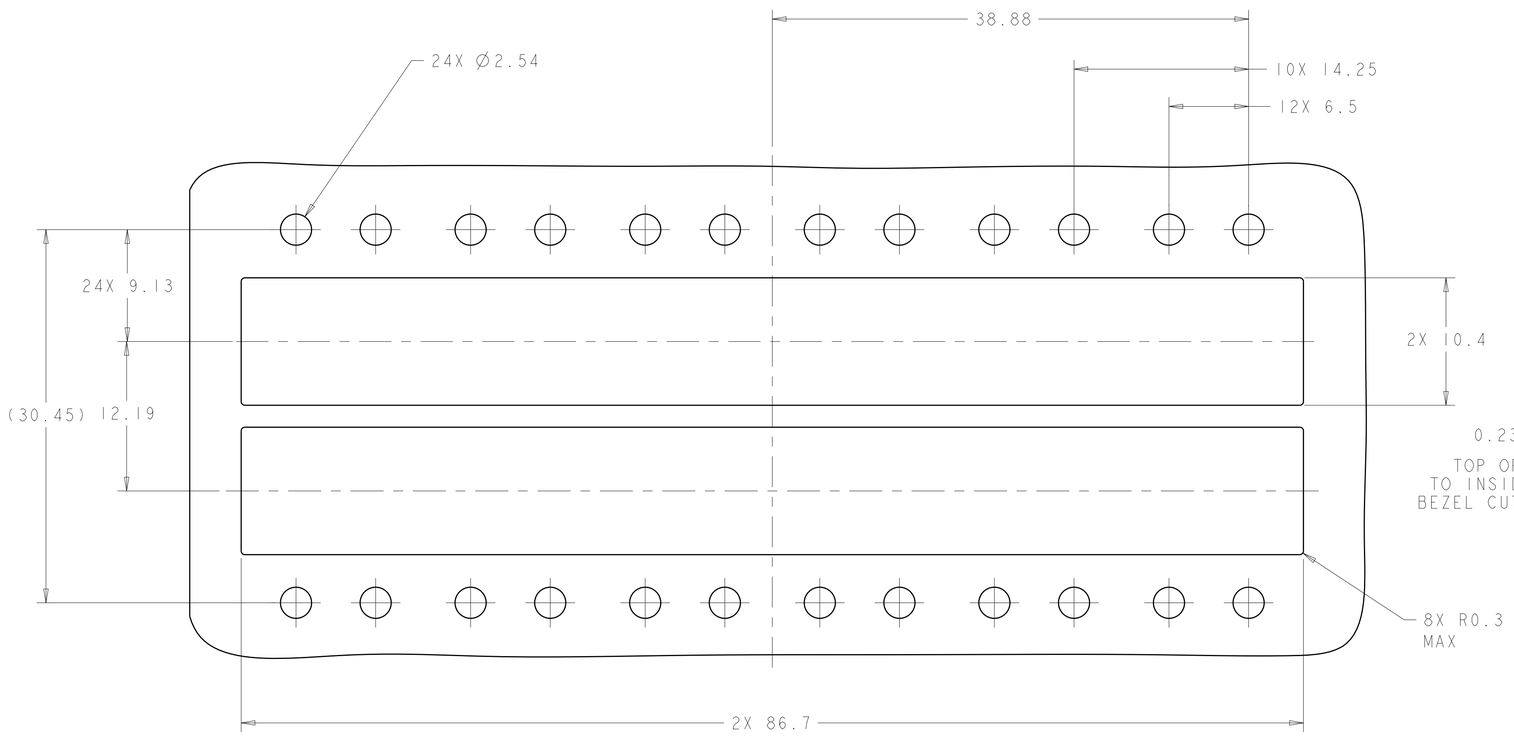

RECOMMENDED BEZEL CUT-OUT
BELLY TO BELLY APPLICATIONS

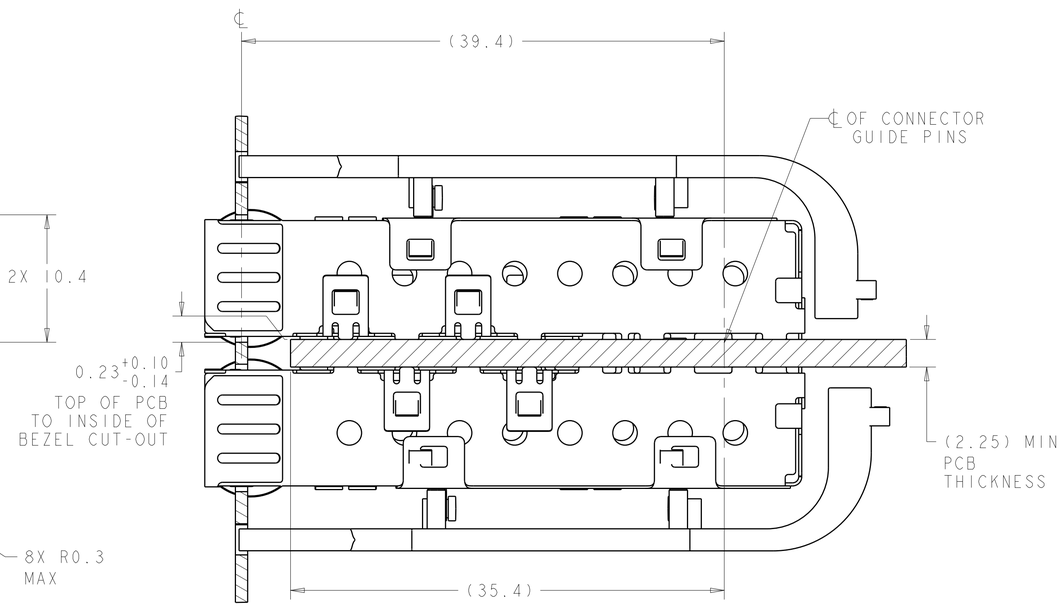

2143294-1
MOUNTED BELLY TO BELLY ON PC BOARD
SHOWN THRU RECOMMENDED BEZEL

THIS DRAWING IS A CONTROLLED DOCUMENT.

DIMENSIONS: mm

TOLERANCES UNLESS OTHERWISE SPECIFIED:
0 PLC ±0.1
1 PLC ±0.1
2 PLC ±0.1
3 PLC ±0.1
4 PLC ±0.1
ANGLES ±1°0'

MATERIAL - -
FINISH - -

DWN	C.ROHLER	24FEB2010
CHK	M.SCHMITT	24FEB2010
APVD	B.WERTZ	24FEB2010

PRODUCT SPEC 108-2364
APPLICATION SPEC 114-13120
WEIGHT -

TE Connectivity

NAME SFP+ 1X6 CAGE ASSEMBLY
PRESS FIT, EXTERNAL EMI SPRINGS
WITH REDUCED LENGTH LIGHT PIPES

SIZE	CAGE CODE	DRAWING NO	RESTRICTED TO
A1	00779	C-2143294	-

CUSTOMER DRAWING | SCALE 4:1 | SHEET 2 OF 4 | REV A

4805 (3/11)

THIS DRAWING IS UNPUBLISHED. RELEASED FOR PUBLICATION 20
© COPYRIGHT 20 BY - ALL RIGHTS RESERVED.

LOC	DIST
GP	00

REVISIONS

P	LTR	DESCRIPTION	DATE	DWN	APVD
	-	SEE SHEET 1	-	-	-

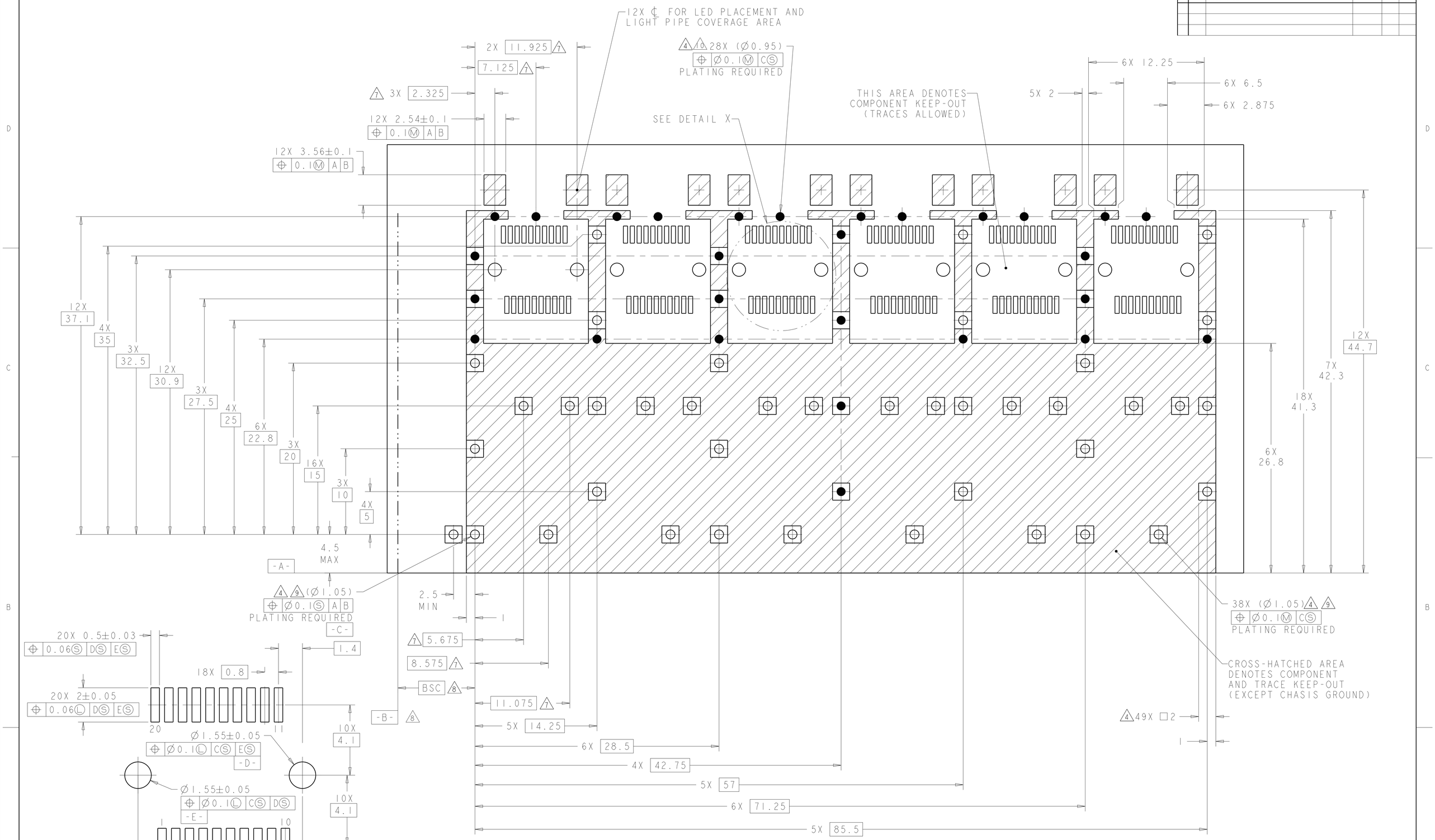

DETAIL X
RECOMMENDED PT CONNECTOR LAYOUT
6X INDIVIDUALLY
SCALE 10:1

RECOMMENDED PCB CONFIGURATION
WITH KEEP-OUT AREAS
SINGLE SIDED APPLICATIONS 6
SCALE 5:1

THIS DRAWING IS A CONTROLLED DOCUMENT.

DIMENSIONS: mm

TOLERANCES UNLESS OTHERWISE SPECIFIED:
0 PLC ±0.1
1 PLC ±0.1
2 PLC ±0.1
3 PLC ±0.1
4 PLC ±0.1
ANGLES ±1°0'

MATERIAL - -
FINISH - -

DWN C ROHLER 24FEB2010
CHK M SCHMITT 24FEB2010
APVD B WERTZ 24FEB2010
PRODUCT SPEC 108-2364
APPLICATION SPEC 114-13120
WEIGHT -

CUSTOMER DRAWING

TE Connectivity

NAME SFP+ 1X6 CAGE ASSEMBLY PRESS FIT, EXTERNAL EMI SPRINGS WITH REDUCED LENGTH LIGHT PIPES

SIZE	CAGE CODE	DRAWING NO	RESTRICTED TO
A1	00779	C-2143294	-

SCALE	SHEET	OF	REV
4:1	3	4	A

4805 (3/11)

THIS DRAWING IS UNPUBLISHED. RELEASED FOR PUBLICATION 20
© COPYRIGHT 20 BY - ALL RIGHTS RESERVED.

LOC	DIST
GP	00

REVISIONS

P	LTR	DESCRIPTION	DATE	DWN	APVD
	-	SEE SHEET 1	-	-	-

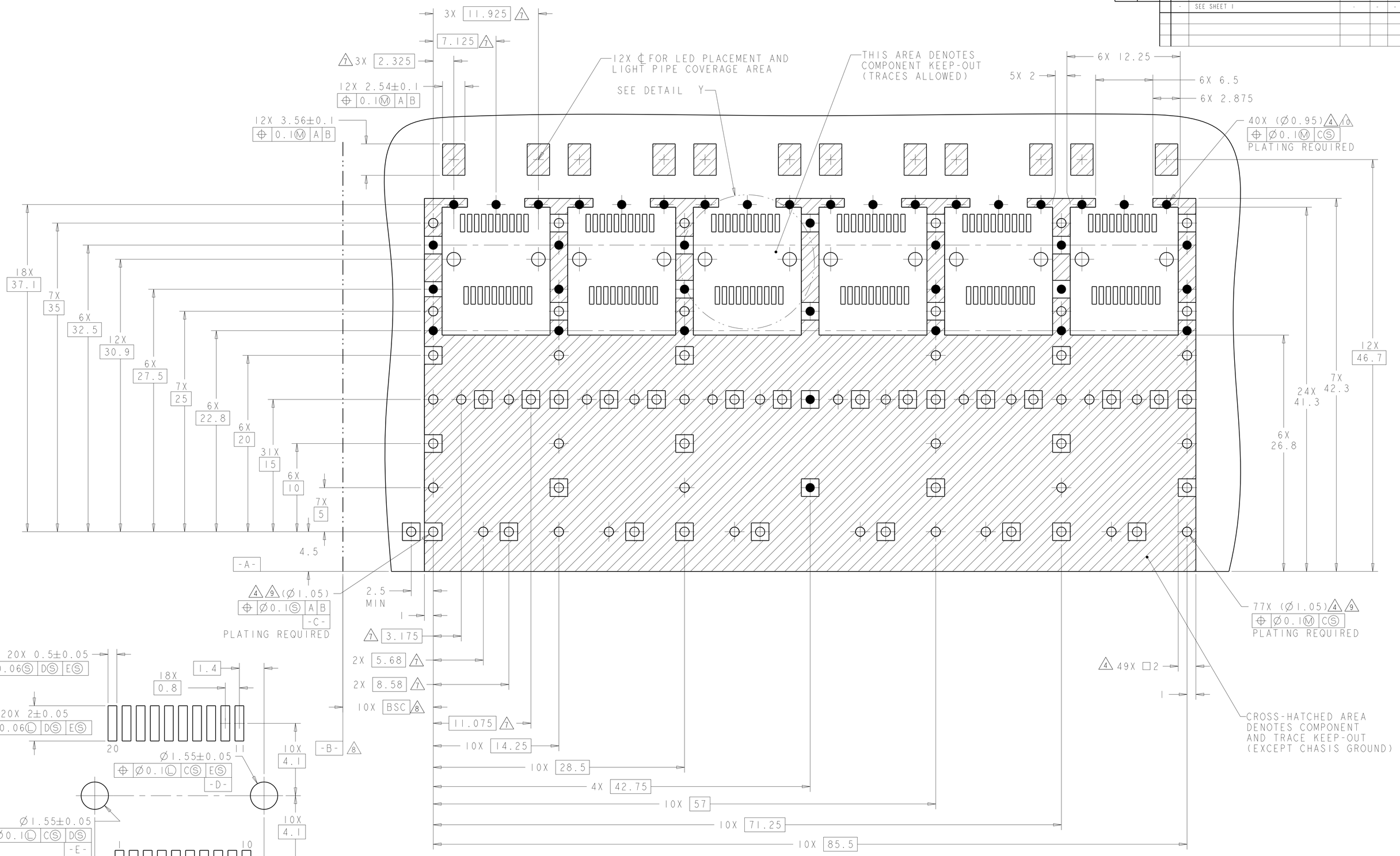

DETAIL Y
RECOMMENDED PT CONNECTOR LAYOUT
12X INDIVIDUALLY
SCALE 10:1

RECOMMENDED PC BOARD CONFIGURATION
WITH KEEP-OUT AREAS
BELLY TO BELLY APPLICATIONS 6
SCALE 5:1

THIS DRAWING IS A CONTROLLED DOCUMENT.

DIMENSIONS: mm

TOLERANCES UNLESS OTHERWISE SPECIFIED:
0 PLC ±0.1
1 PLC ±0.1
2 PLC ±0.1
3 PLC ±0.1
4 PLC ±0.1
ANGLES ±1°0'

MATERIAL - -
FINISH - -

DWN	C.ROHLER	24FEB2010
CHK	M.SCHMITT	24FEB2010
APVD	B.WERTZ	24FEB2010
PRODUCT SPEC	108-2364	
APPLICATION SPEC	114-13120	
WEIGHT	-	

TE Connectivity

NAME: SFP+ 1X6 CAGE ASSEMBLY
PRESS FIT, EXTERNAL EMI SPRINGS
WITH REDUCED LENGTH LIGHT PIPES

SIZE	CAGE CODE	DRAWING NO	RESTRICTED TO
A1	00779	C-2143294	-

CUSTOMER DRAWING

SCALE	SHEET	OF	REV
4:1	4	4	A

4805 (3/11)

ООО «ЛайфЭлектроникс» “LifeElectronics” LLC

ИНН 7805602321 КПП 780501001 Р/С 40702810122510004610 ФАКБ "АБСОЛЮТ БАНК" (ЗАО) в г.Санкт-Петербурге К/С 30101810900000000703 БИК 044030703

Компания «Life Electronics» занимается поставками электронных компонентов импортного и отечественного производства от производителей и со складов крупных дистрибьюторов Европы, Америки и Азии.

С конца 2013 года компания активно расширяет линейку поставок компонентов по направлению коаксиальный кабель, кварцевые генераторы и конденсаторы (керамические, пленочные, электролитические), за счёт заключения дистрибьюторских договоров

Мы предлагаем:

- *Конкурентоспособные цены и скидки постоянным клиентам.*
- *Специальные условия для постоянных клиентов.*
- *Подбор аналогов.*
- *Поставку компонентов в любых объемах, удовлетворяющих вашим потребностям.*

- *Приемлемые сроки поставки, возможна ускоренная поставка.*
- *Доставку товара в любую точку России и стран СНГ.*
- *Комплексную поставку.*
- *Работу по проектам и поставку образцов.*
- *Формирование склада под заказчика.*

- *Сертификаты соответствия на поставляемую продукцию (по желанию клиента).*
- *Тестирование поставляемой продукции.*
- *Поставку компонентов, требующих военную и космическую приемку.*
- *Входной контроль качества.*
- *Наличие сертификата ISO.*

В составе нашей компании организован Конструкторский отдел, призванный помогать разработчикам, и инженерам.

Конструкторский отдел помогает осуществить:

- *Регистрацию проекта у производителя компонентов.*
- *Техническую поддержку проекта.*
- *Защиту от снятия компонента с производства.*
- *Оценку стоимости проекта по компонентам.*
- *Изготовление тестовой платы монтаж и пусконаладочные работы.*

Тел: +7 (812) 336 43 04 (многоканальный)
Email: org@lifeelectronics.ru

www.lifeelectronics.ru